



# Educación

Secretaría de Educación Pública

## PRINCIPALES CIFRAS

2 0 2 3 - 2 0 2 4

**MARIO DELGADO CARRILLO**

Secretario de Educación Pública

**MÓNICA ROJAS SÁNCHEZ**

Titular de la Jefatura de Oficina de la Secretaría

**CÉSAR MORÓN ROJAS**

Director General de Planeación, Programación y Estadística Educativa

©Primera Edición.  
Sistema Educativo de los Estados Unidos Mexicanos, Principales Cifras 2023-2024

© Dirección General de Planeación, Programación y Estadística Educativa  
Secretaría de Educación Pública.  
Avenida Universidad No. 1200, Col. Xoco, Benito Juárez, Ciudad de México.

Hecho en México

## ÍNDICE

|   |           |
|---|-----------|
| <b>RESUMEN DEL SISTEMA EDUCATIVO NACIONAL (SEN)</b>                   | <b>13</b> |
| Alumnos del SEN   | 16        |
| Docentes del SEN  | 17        |
| Escuelas del SEN  | 18        |
| <b>EDUCACIÓN BÁSICA</b>   | <b>29</b> |
| Alumnos por sexo, sostenimiento y entidad federativa                  | 31        |
| Docentes por sexo, sostenimiento y entidad federativa                 | 32        |
| Docentes por sexo, nivel de escolaridad y entidad federativa          | 33        |
| Escuelas por sostenimiento y entidad federativa                       | 36        |
| Grupos por sostenimiento y entidad federativa                         | 37        |
| <b>Inicial</b>  | <b>38</b> |
| Alumnos por grado, docentes, escuelas y grupos por entidad federativa | 40        |
| Alumnos por sexo, sostenimiento y entidad federativa                  | 41        |
| Alumnos por sexo, sostenimiento y entidad federativa de primer grado  | 42        |
| Alumnos por sexo, sostenimiento y entidad federativa de segundo grado | 43        |
| Alumnos por sexo, sostenimiento y entidad federativa de tercer grado  | 44        |
| Docentes por sexo, sostenimiento y entidad federativa                 | 45        |
| Docentes por sexo, nivel de escolaridad y entidad federativa          | 46        |
| Escuelas por sostenimiento y entidad federativa                       | 49        |
| Grupos por sostenimiento y entidad federativa                         | 50        |
| Alumnos, docentes, escuelas y grupos de inicial general               | 51        |
| Alumnos, docentes, escuelas y grupos de inicial indígena              | 52        |
| <b>Preescolar</b>   | <b>53</b> |
| Alumnos por grado, docentes, escuelas y grupos por entidad federativa | 55        |
| Alumnos por sexo, sostenimiento y entidad federativa                  | 56        |
| Alumnos por sexo, sostenimiento y entidad federativa de primer grado  | 57        |
| Alumnos por sexo, sostenimiento y entidad federativa de segundo grado | 58        |
| Alumnos por sexo, sostenimiento y entidad federativa de tercer grado  | 59        |
| Docentes por sexo, sostenimiento y entidad federativa                 | 60        |
| Docentes por sexo, nivel de escolaridad y entidad federativa          | 61        |
| Escuelas por sostenimiento y entidad federativa                       | 64        |
| Grupos por sostenimiento y entidad federativa                         | 65        |
| Alumnos, docentes, escuelas y grupos de preescolar general            | 66        |
| Alumnos, docentes, escuelas y grupos de preescolar indígena           | 67        |
| Alumnos, docentes, escuelas y grupos de preescolar comunitaria        | 68        |
| Indicadores   | 69        |
| <b>Primaria</b>   | <b>75</b> |
| Alumnos por grado, docentes, escuelas y grupos por entidad federativa | 77        |
| Alumnos por sexo, sostenimiento y entidad federativa                  | 79        |
| Alumnos por sexo, sostenimiento y entidad federativa de primer grado  | 80        |
| Alumnos por sexo, sostenimiento y entidad federativa de segundo grado | 81        |
| Alumnos por sexo, sostenimiento y entidad federativa de tercer grado  | 82        |
| Alumnos por sexo, sostenimiento y entidad federativa de cuarto grado  | 83        |
| Alumnos por sexo, sostenimiento y entidad federativa de quinto grado  | 84        |

## ÍNDICE

|  |            |
|--|------------|
| Alumnos por sexo, sostenimiento y entidad federativa de sexto grado    | 85         |
| Docentes por sexo, sostenimiento y entidad federativa                  | 86         |
| Docentes por sexo, nivel de escolaridad y entidad federativa           | 87         |
| Escuelas por sostenimiento y entidad federativa                        | 90         |
| Grupos por sostenimiento y entidad federativa                          | 91         |
| Alumnos, docentes, escuelas y grupos de primaria general               | 92         |
| Alumnos, docentes, escuelas y grupos de primaria indígena              | 94         |
| Alumnos, docentes, escuelas y grupos de primaria comunitaria           | 96         |
| Indicadores  | 98         |
| <b>Secundaria</b>  | <b>102</b> |
| Alumnos por grado, docentes, escuelas y grupos por entidad federativa  | 104        |
| Alumnos por sexo, sostenimiento y entidad federativa                   | 105        |
| Alumnos por sexo, sostenimiento y entidad federativa de primer grado   | 106        |
| Alumnos por sexo, sostenimiento y entidad federativa de segundo grado  | 107        |
| Alumnos por sexo, sostenimiento y entidad federativa de tercer grado   | 108        |
| Docentes por sexo, sostenimiento y entidad federativa                  | 109        |
| Docentes por sexo, nivel de escolaridad y entidad federativa           | 110        |
| Escuelas por sostenimiento y entidad federativa                        | 113        |
| Grupos por sostenimiento y entidad federativa                          | 114        |
| Alumnos, docentes, escuelas y grupos de secundaria general             | 115        |
| Alumnos, docentes, escuelas y grupos de telesecundaria                 | 116        |
| Alumnos, docentes, escuelas y grupos de secundaria para trabajadores   | 117        |
| Alumnos, docentes, escuelas y grupos de secundaria técnica             | 118        |
| Alumnos, docentes, escuelas y grupos de secundaria comunitaria         | 119        |
| Indicadores de secundaria  | 120        |
| <b>Capacitación para el Trabajo</b>                                    | <b>126</b> |
| Alumnos por sexo, sostenimiento y entidad federativa                   | 128        |
| Docentes por sexo, sostenimiento y entidad federativa                  | 129        |
| Escuelas por sostenimiento y entidad federativa                        | 130        |
| Grupos por sostenimiento y entidad federativa                          | 131        |
| <b>EDUCACIÓN MEDIA SUPERIOR</b>  | <b>132</b> |
| Alumnos por grado, docentes, escuelas y grupos por entidad federativa  | 134        |
| Alumnos por sexo, sostenimiento y entidad federativa                   | 135        |
| Docentes por sexo, sostenimiento y entidad federativa                  | 141        |
| Escuelas por sostenimiento y entidad federativa                        | 142        |
| Grupos por sostenimiento y entidad federativa                          | 143        |
| Alumnos por sexo, sostenimiento y entidad federativa, No escolarizado  | 144        |
| Docentes por sexo, sostenimiento y entidad federativa, No escolarizado | 145        |
| Escuelas por sostenimiento y entidad federativa, No escolarizado       | 146        |
| Indicadores  | 147        |
| <b>Profesional Técnico</b>   | <b>153</b> |
| Alumnos por grado, docentes, escuelas y grupos por entidad federativa  | 155        |
| Alumnos por sexo, sostenimiento y entidad federativa                   | 156        |
| Alumnos por sexo, sostenimiento y entidad federativa de primer grado   | 157        |

## ÍNDICE

|  |            |
|--|------------|
| Alumnos por sexo, sostenimiento y entidad federativa de segundo grado  | 158        |
| Alumnos por sexo, sostenimiento y entidad federativa de tercer grado   | 159        |
| Alumnos por sexo, sostenimiento y entidad federativa de cuarto grado   | 160        |
| Alumnos por sexo, sostenimiento y entidad federativa de quinto grado   | 161        |
| Docentes por sexo, sostenimiento y entidad federativa                  | 162        |
| Escuelas por sostenimiento y entidad federativa                        | 163        |
| Grupos por sostenimiento y entidad federativa                          | 164        |
| <b>Bachillerato General</b>  | <b>165</b> |
| Alumnos por grado, docentes, escuelas y grupos por entidad federativa  | 167        |
| Alumnos por sexo, sostenimiento y entidad federativa                   | 168        |
| Alumnos por sexo, sostenimiento y entidad federativa de primer grado   | 169        |
| Alumnos por sexo, sostenimiento y entidad federativa de segundo grado  | 170        |
| Alumnos por sexo, sostenimiento y entidad federativa de tercer grado   | 171        |
| Alumnos por sexo, sostenimiento y entidad federativa de cuarto grado   | 172        |
| Docentes por sexo, sostenimiento y entidad federativa                  | 173        |
| Escuelas por sostenimiento y entidad federativa                        | 174        |
| Grupos por sostenimiento y entidad federativa                          | 175        |
| <b>Bachillerato Tecnológico</b>  | <b>176</b> |
| Alumnos por grado, docentes, escuelas y grupos por entidad federativa  | 178        |
| Alumnos por sexo, sostenimiento y entidad federativa                   | 179        |
| Alumnos por sexo, sostenimiento y entidad federativa de primer grado   | 180        |
| Alumnos por sexo, sostenimiento y entidad federativa de segundo grado  | 181        |
| Alumnos por sexo, sostenimiento y entidad federativa de tercer grado   | 182        |
| Alumnos por sexo, sostenimiento y entidad federativa de cuarto grado   | 183        |
| Docentes por sexo, sostenimiento y entidad federativa                  | 184        |
| Escuelas por sostenimiento y entidad federativa                        | 185        |
| Grupos por sostenimiento y entidad federativa                          | 186        |
| <b>Profesional Técnico Bachiller</b>                                   | <b>187</b> |
| Alumnos por grado, docentes y escuelas por entidad federativa          | 189        |
| Alumnos por sexo, sostenimiento y entidad federativa                   | 190        |
| Alumnos por sexo, sostenimiento y entidad federativa de primer grado   | 191        |
| Alumnos por sexo, sostenimiento y entidad federativa de segundo grado  | 192        |
| Alumnos por sexo, sostenimiento y entidad federativa de tercer grado   | 193        |
| Docentes por sexo, sostenimiento y entidad federativa                  | 194        |
| Escuelas por sostenimiento y entidad federativa                        | 195        |
| Grupos por sostenimiento y entidad federativa                          | 196        |
| <b>EDUCACIÓN SUPERIOR</b>  | <b>197</b> |
| Resumen por subsistema   | 199        |
| Alumnos por sexo, sostenimiento y entidad federativa                   | 200        |
| Docentes por sexo, sostenimiento y entidad federativa                  | 201        |
| Escuelas por sostenimiento y entidad federativa                        | 202        |
| Alumnos por sexo, sostenimiento y entidad federativa, No escolarizado  | 203        |
| Docentes por sexo, sostenimiento y entidad federativa, No escolarizado | 204        |
| Escuelas por sostenimiento y entidad federativa, No escolarizado       | 205        |

## ÍNDICE

|   |            |
|---|------------|
| Instituciones por sostenimiento y entidad federativa                  | 206        |
| Indicadores   | 207        |
| Docentes por tiempo de dedicación                                     | 211        |
| <b>Técnico Superior Universitario</b>                                 | <b>215</b> |
| Alumnos por grado, docentes y escuelas por entidad federativa         | 217        |
| Alumnos por sexo, sostenimiento y entidad federativa                  | 219        |
| Alumnos por sexo, sostenimiento y entidad federativa de primer grado  | 220        |
| Alumnos por sexo, sostenimiento y entidad federativa de segundo grado | 221        |
| Alumnos por sexo, sostenimiento y entidad federativa de tercer grado  | 222        |
| Alumnos por sexo, sostenimiento y entidad federativa de cuarto grado  | 223        |
| Alumnos por sexo, sostenimiento y entidad federativa de quinto grado  | 224        |
| Alumnos por sexo, sostenimiento y entidad federativa de sexto grado   | 225        |
| Docentes por sexo, sostenimiento y entidad federativa                 | 226        |
| Escuelas por sexo, sostenimiento y entidad federativa                 | 227        |
| Instituciones por sostenimiento y entidad federativa                  | 228        |
| <b>Normal Licenciatura</b>  | <b>229</b> |
| Alumnos por grado, docentes y escuelas por entidad federativa         | 231        |
| Alumnos por sexo, sostenimiento y entidad federativa                  | 233        |
| Alumnos por sexo, sostenimiento y entidad federativa de primer grado  | 234        |
| Alumnos por sexo, sostenimiento y entidad federativa de segundo grado | 235        |
| Alumnos por sexo, sostenimiento y entidad federativa de tercer grado  | 236        |
| Alumnos por sexo, sostenimiento y entidad federativa de cuarto grado  | 237        |
| Alumnos por sexo, sostenimiento y entidad federativa de quinto grado  | 238        |
| Alumnos por sexo, sostenimiento y entidad federativa de sexto grado   | 239        |
| Docentes por sexo, sostenimiento y entidad federativa                 | 240        |
| Escuelas por sostenimiento y entidad federativa                       | 241        |
| Alumnos de Licenciatura en Educación Inicial                          | 242        |
| Alumnos de Licenciatura en Educación Preescolar                       | 244        |
| Alumnos de Licenciatura en Educación Primaria                         | 246        |
| Alumnos de Licenciatura en Educación Secundaria                       | 248        |
| Alumnos de Licenciatura en Educación Especial                         | 250        |
| Alumnos de Licenciatura en Educación Física                           | 252        |
| Alumnos de Licenciatura en Educación Artística                        | 254        |
| Alumnos de Licenciatura en Educación Bilingüe                         | 256        |
| Instituciones por sostenimiento y entidad federativa                  | 258        |
| <b>Licenciatura Universitaria y Tecnológica</b>                       | <b>259</b> |
| Alumnos por grado, docentes y escuelas por entidad federativa         | 261        |
| Alumnos por sexo, sostenimiento y entidad federativa                  | 263        |
| Alumnos por sexo, sostenimiento y entidad federativa de primer grado  | 264        |
| Alumnos por sexo, sostenimiento y entidad federativa de segundo grado | 265        |
| Alumnos por sexo, sostenimiento y entidad federativa de tercer grado  | 266        |
| Alumnos por sexo, sostenimiento y entidad federativa de cuarto grado  | 267        |
| Alumnos por sexo, sostenimiento y entidad federativa de quinto grado  | 268        |
| Alumnos por sexo, sostenimiento y entidad federativa de sexto grado   | 269        |
| Docentes por sexo, sostenimiento y entidad federativa                 | 270        |

## ÍNDICE

|   |            |
|---|------------|
| Escuelas por sostenimiento y entidad federativa                       | 271        |
| Instituciones por sostenimiento y entidad federativa                  | 272        |
| <b>Posgrado</b>   | <b>273</b> |
| Alumnos por grado, docentes y escuelas por entidad federativa         | 275        |
| Alumnos por sexo, sostenimiento y entidad federativa                  | 277        |
| Alumnos por sexo, sostenimiento y entidad federativa de primer grado  | 278        |
| Alumnos por sexo, sostenimiento y entidad federativa de segundo grado | 279        |
| Alumnos por sexo, sostenimiento y entidad federativa de tercer grado  | 280        |
| Alumnos por sexo, sostenimiento y entidad federativa de cuarto grado  | 281        |
| Alumnos por sexo, sostenimiento y entidad federativa de quinto grado  | 282        |
| Docentes por sexo, sostenimiento y entidad federativa                 | 283        |
| Escuelas por sostenimiento y entidad federativa                       | 284        |
| Instituciones por sostenimiento y entidad federativa                  | 285        |
| <b>EDUCACIÓN ESPECIAL</b>   | <b>286</b> |
| Educación Especial, Alumnos y Escuelas                                | 288        |
| <b>INDICADORES EDUCATIVOS INTERNACIONALES</b>                         | <b>289</b> |
| Logro educativo y tasa de graduación                                  | 291        |
| Tasa de matriculación   | 292        |
| Gasto educativo   | 293        |
| Gasto educativo y tasa de graduación                                  | 294        |
| Servicios básicos, infraestructura y equipamiento escolar (ODS4)      | 295        |
| <b>FINANCIAMIENTO</b>   | <b>296</b> |
| Gasto por alumno  | 298        |
| Gasto en educación  | 299        |
| <b>RECURSOS TECNOLÓGICOS</b>  | <b>300</b> |
| Escuelas por tipo de equipamiento a nivel Nacional                    | 302        |
| Escuelas por tipo de equipamiento a nivel Nacional Público            | 303        |
| Escuelas por tipo de equipamiento a nivel Nacional Particular         | 304        |
| Escuelas por tipo de equipamiento inicial                             | 305        |
| Escuelas por tipo de equipamiento preescolar                          | 308        |
| Escuelas por tipo de equipamiento primaria                            | 311        |
| Escuelas por tipo de equipamiento secundaria                          | 314        |
| Escuelas por tipo de equipamiento media superior                      | 317        |
| <b>DEMOGRAFÍA</b>   | <b>320</b> |
| <b>GLOSARIO</b>   | <b>327</b> |

# INTRODUCCIÓN



La Secretaría de Educación Pública (SEP), a través de la Dirección General de Planeación, Programación y Estadística Educativa (DGPPyEE) recaba cada año la información directamente de las escuelas del país, tanto públicas como privadas, al inicio de cada ciclo escolar, mediante el Sistema de captura del formato 911. Esta tarea, coordinada por la DGPPyEE, se realiza con la participación de las autoridades educativas de las 32 entidades federativas. Los datos generados constituyen la información estadística oficial del gobierno federal y de los gobiernos estatales y es la base para llevar a cabo los procesos de planeación, programación, presupuesto y asignación de recursos, evaluación y rendición de cuentas del sector educativo, entre otras actividades.

Como parte del cumplimiento a garantizar el derecho a la información por parte del Estado, establecido en el Artículo 6o. de la Constitución Política de los Estados Unidos Mexicanos, la DGPPyEE pone a disposición del sector y del público interesado esta publicación con las cifras más relevantes del sistema educativo, desagregadas por entidad federativa y sostenimientos. Algunos indicadores que aparecen en esta obra se formulan a partir de la información estadística educativa y de las proyecciones de población que elaboró el Consejo Nacional de Población (Conapo) en su última versión (septiembre de 2018).

## **ORGANIZACIÓN DEL SISTEMA EDUCATIVO NACIONAL**

La Ley General de Educación establece tres tipos de educación: básica, media superior y superior. La educación de tipo básico se conforma por cuatro niveles: inicial, preescolar, primaria y secundaria. La educación inicial se imparte para niñas y niños desde los cero a los dos años 11 meses de edad y de acuerdo a la reforma al Artículo 3o. de la Constitución Política de los Estados Unidos Mexicanos en 2019, este nivel es obligatorio. La educación preescolar está constituida por tres grados, el primero para niños de tres años, el segundo para niños de cuatro años y el tercero para niños de cinco años. La educación primaria se imparte en seis grados para niños de seis años hasta jóvenes menores de 15, su conclusión, que se acredita mediante un certificado oficial, es requisito indispensable para ingresar a la secundaria. La educación secundaria se imparte en tres grados y su conclusión, que se acredita mediante certificado oficial, es requisito para ingresar a la educación media superior.

Los cuatro niveles de la educación básica cuentan con servicios que se adaptan a las necesidades lingüísticas y culturales de los grupos indígenas del país, de la población rural dispersa y los grupos migrantes. Para educación inicial se publican en esta edición solamente los servicios de general e indígena.

El tipo medio superior comprende el nivel bachillerato general, bachillerato tecnológico, profesional técnico bachiller y la educación profesional técnica. El bachillerato general se imparte en dos o tres años; su certificación es requisito para ingresar a la educación de tipo superior. Forma a los jóvenes para posteriormente cursar estudios superiores o para adentrarse en el campo laboral. El bachillerato tecnológico tiene dos propósitos, preparar a los estudiantes para ingresar a la educación superior y formarlos en actividades agropecuarias, pesqueras, forestales,

industriales, de servicios y del mar. Profesional técnico bachiller, forma técnicos en actividades industriales y de servicios, proporcionándoles las competencias educativas necesarias o en su caso para continuar con estudios de nivel superior. La educación profesional técnica se imparte en tres grados, aunque existen programas que se cumplen en dos y hasta en cinco años; su objetivo principal es el de la formación para el trabajo técnico, por lo que los programas son de carácter terminal, aunque existen instituciones que cuentan con programas de estudio que permiten a los alumnos obtener el certificado del bachillerato mediante la acreditación de materias adicionales.

La educación de tipo superior se conforma por los niveles: técnico superior universitario (también conocido como profesional asociado), licenciatura y posgrado. El nivel de técnico superior universitario forma profesionales técnicamente capacitados para el trabajo en una disciplina específica, sus programas de estudio son de dos años, es de carácter terminal y no alcanza el nivel de licenciatura. La licenciatura se imparte en instituciones tecnológicas, universitarias y de formación de maestros (normales); forma profesionistas en las diversas áreas del conocimiento con programas de estudio de cuatro años o más. Para cursar el posgrado se requiere haber acreditado la licenciatura y se imparte en especialidad, maestría y doctorado; con alto grado de especialización, que se acreditan mediante un título de grado.

Además de los tres tipos educativos descritos, el SEN comprende otros servicios, como la educación inicial, la educación especial, la educación para adultos y capacitación para el trabajo. La educación inicial tiene como propósito favorecer el desarrollo físico, cognoscitivo, afectivo y social, incluyendo la orientación de padres de familia y tutores para la educación de sus hijos o pupilos.

La educación especial está orientada a la atención de individuos con discapacidades transitorias o definitivas, o de aptitudes sobresalientes, incluyendo la orientación a padres de familia y tutores.

## **MARCO NORMATIVO DE LA EDUCACIÓN EN MÉXICO**

El derecho a la educación y las condiciones en que se debe otorgar este servicio se establecen en los artículos 3o. y 31 de la Constitución Política de los Estados Unidos Mexicanos y se reglamenta en la Ley General de Educación. El artículo tercero de la Constitución dice a la letra:

Toda persona tiene derecho a la educación. El Estado -Federación, Estados, Ciudad de México y Municipios- impartirá y garantizará la educación inicial, preescolar, primaria, secundaria, media superior y superior. La educación inicial, preescolar, primaria y secundaria, conforman la educación básica; ésta y la media superior serán obligatorias, la educación superior lo será en términos de la fracción X del presente artículo. La educación inicial es un derecho de la niñez y será responsabilidad del Estado concientizar sobre su importancia.

Corresponde al Estado la rectoría de la educación, la impartida por éste, además de obligatoria, será universal, inclusiva, pública, gratuita y laica.

Este marco normativo regula la educación que imparten el Estado, los organismos descentralizados y los particulares con autorización o reconocimiento de validez oficial de estudios. Asimismo, establece la facultad de las universidades e instituciones de educación superior con autonomía para gobernarse a sí mismas en los aspectos administrativos y académicos, de conformidad con los principios del citado artículo.

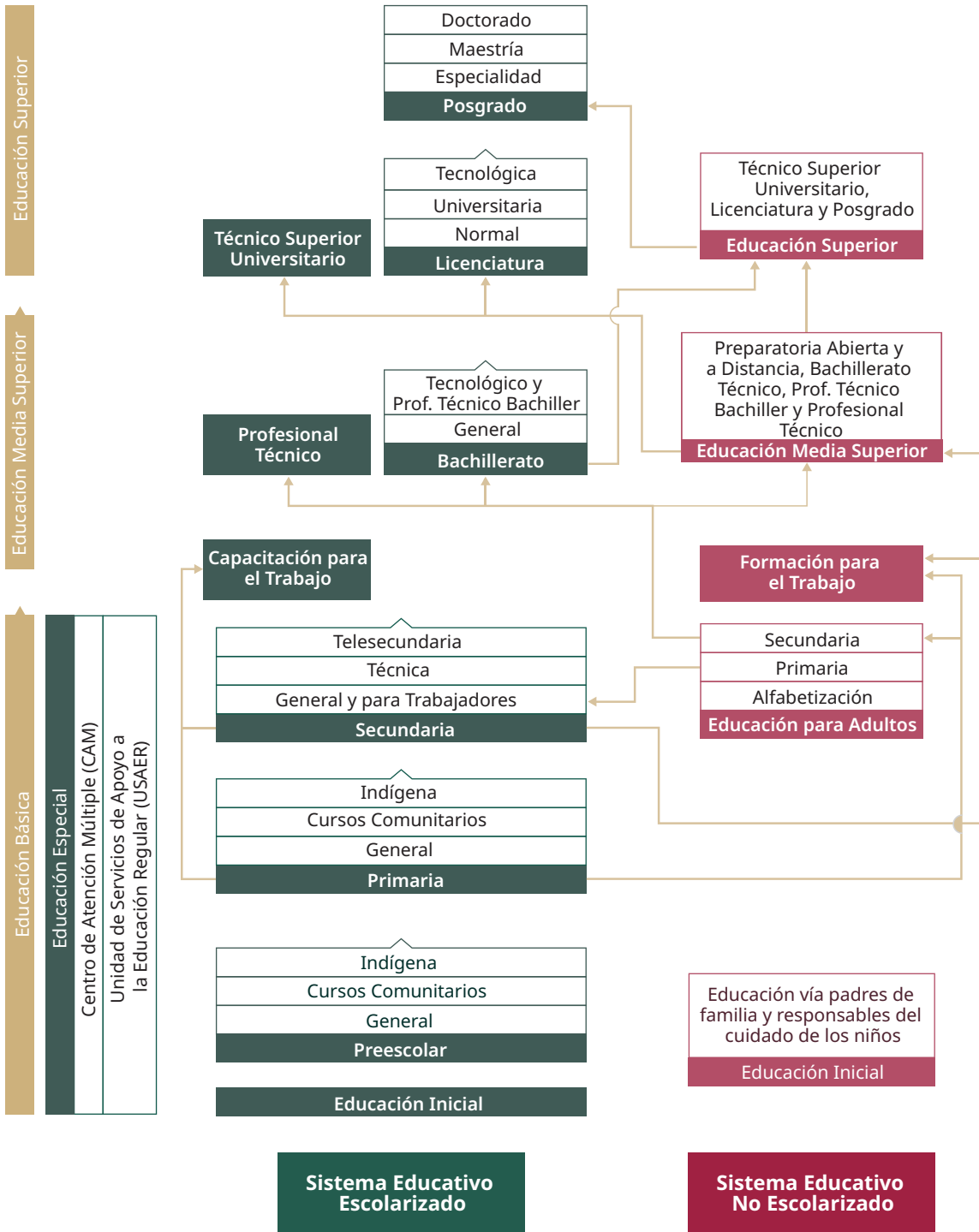
La educación que imparta el Estado será laica, gratuita, democrática, de excelencia, deberá contribuir al desarrollo de las facultades del ser humano, basada en el criterio del progreso científico, además, será democrático y nacional.

## **ADMINISTRACIÓN DE LA EDUCACIÓN**

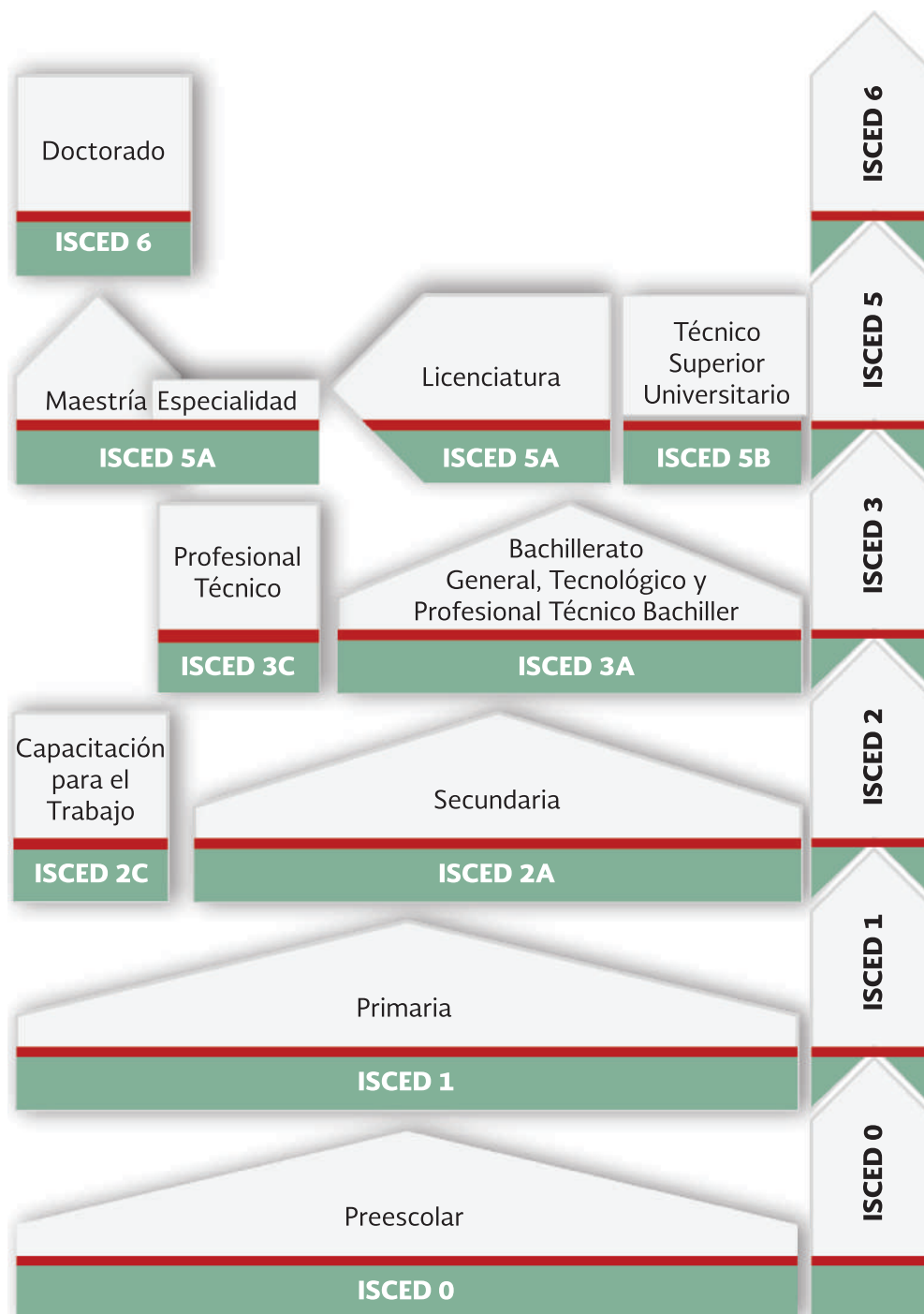
Los servicios de educación pública son impartidos y regulados por la SEP, para el caso de la Federación; y por los gobiernos estatales en las entidades federativas. De conformidad con la Ley General de Educación, corresponde a la Federación la atribución de determinar para toda la República los principios rectores y objetivos de la educación inicial, así como los planes y programas de estudio para la educación preescolar, primaria, secundaria, la normal y demás para la formación de maestras y maestros de educación básica, en coordinación con las autoridades educativas de los Estados y Ciudad de México; establecer el calendario escolar y, la elaboración y producción de libros de texto gratuitos, así como la planeación y programación del Sistema Educativo Nacional. Corresponde a las autoridades educativas de los Estados y Ciudad de México, la prestación de los servicios de educación básica, indígena y normal, así como la formación, capacitación, actualización de maestras y maestros. Los municipios podrán promover y prestar servicios educativos de cualquier tipo y modalidad. Para el caso de la Ciudad de México, los servicios de educación básica y normal son atendidos por la SEP. De esta manera, los servicios educativos son otorgados por la federación (la SEP y otras Secretarías del Ejecutivo), por los gobiernos estatales y municipales, por instituciones autónomas y por particulares.

Además de la federalización de la educación básica, la SEP ha transferido otros servicios a las autoridades educativas de los Estados y Ciudad de México: los servicios de Profesional Técnico Bachiller, del Colegio Nacional de Educación Profesional Técnica (Conalep), los de bachillerato del sistema del Colegio de Bachilleres y Telebachilleratos Comunitarios. Para su operación se creó una figura jurídica denominada Organismos Descentralizados Estatales (ODES), que operan con financiamiento federal y estatal. Con esta misma figura, se transfirieron también los servicios de formación para el trabajo y de educación superior. La expansión de estos servicios se realiza a partir de un esquema de coordinación entre las autoridades educativas de las entidades federativas y la federación.

## ESQUEMA GENERAL DEL SISTEMA EDUCATIVO NACIONAL




## CLASIFICACIÓN INTERNACIONAL NORMALIZADA DE LA EDUCACIÓN (CINE O ISCED)1997



**Nota:** La información de educación especial es considerada dentro de las estadísticas educativas publicadas por organismos internacionales (UNESCO y OCDE).

En México el nivel CINE 4 no aplica, debido a que supone estudios que necesitan como antecedente educación media superior y no considerados educación superior.

# **RESUMEN DEL SISTEMA EDUCATIVO NACIONAL**

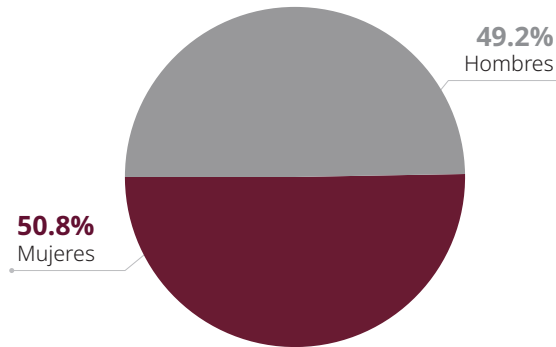


En la modalidad escolarizada, el 72.3% de la población escolar se ubica en la educación básica, que comprende la educación inicial, preescolar, primaria y secundaria. La educación media superior representa el 15.4% de la matrícula. La educación superior, con más de 4 millones de alumnos, abarca el 12.3% de la matrícula total.

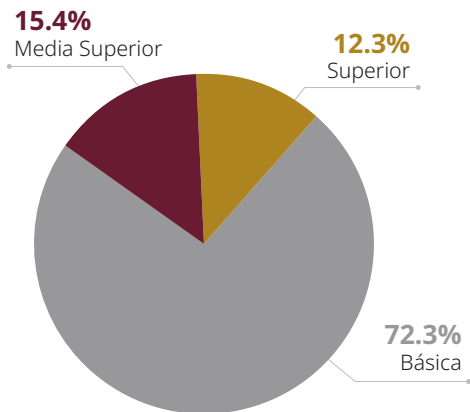
En cuanto al sostenimiento de los servicios educativos, el 69.6% de los alumnos asiste a las escuelas administradas por los gobiernos estatales. Este alto porcentaje es el resultado de la federalización de la educación básica y normal iniciada a partir de 1992.

El 10.1% son servicios administrados por la federación, con una tendencia a disminuir, como resultado de su transferencia paulatina a los estados. Las instituciones autónomas, básicamente universidades, administran el 6.5% de las escuelas, principalmente en la educación media superior y superior. La educación particular atiende el 13.8% de los alumnos.

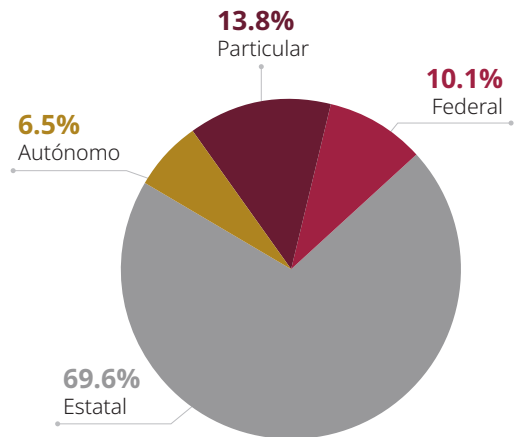
**Alumnos por sexo**



**Alumnos por tipo educativo**



**Alumnos por sostenimiento**



## Resumen de la estadística de alumnos 2023-2024

## Modalidad escolarizada

| TIPO / NIVEL           | Total de la matrícula | Sostenimiento público |                  |                   |                  | Sostenimiento particular | % por Nivel   |
|------------------------|-----------------------|-----------------------|------------------|-------------------|------------------|--------------------------|---------------|
|                        |                       | Total                 | Federal          | Estatal           | Autónomo         |                          |               |
| <b>Total del SE</b>    | <b>33,062,681</b>     | <b>28,393,707</b>     | <b>3,095,822</b> | <b>23,074,945</b> | <b>2,222,940</b> | <b>4,668,974</b>         | <b>100 %</b>  |
| <b>Básica</b>          | <b>23,907,339</b>     | <b>21,224,718</b>     | <b>1,449,082</b> | <b>19,770,516</b> | <b>5,120</b>     | <b>2,682,621</b>         | <b>72.3 %</b> |
| Inicial                | 225,404               | 99,500                | 23,747           | 74,549            | 1,204            | 125,904                  | 0.9 %         |
| Preescolar             | 4,243,204             | 3,651,176             | 331,097          | 3,318,169         | 1,910            | 592,028                  | 17.7 %        |
| Primaria               | 13,154,354            | 11,812,079            | 694,868          | 11,117,211        |                  | 1,342,275                | 55.0 %        |
| Secundaria             | 6,284,377             | 5,661,963             | 399,370          | 5,260,587         | 2,006            | 622,414                  | 26.3 %        |
| <b>Media Superior</b>  | <b>5,103,342</b>      | <b>4,298,247</b>      | <b>1,120,023</b> | <b>2,489,045</b>  | <b>689,179</b>   | <b>805,095</b>           | <b>15.4 %</b> |
| Profesional Técnico    | 48,250                | 21,196                | 1,633            | 7,141             | 12,422           | 27,054                   | 0.9 %         |
| Bachillerato           | 5,055,092             | 4,277,051             | 1,118,390        | 2,481,904         | 676,757          | 778,041                  | 99.1 %        |
| <b>Superior</b>        | <b>4,052,000</b>      | <b>2,870,742</b>      | <b>526,717</b>   | <b>815,384</b>    | <b>1,528,641</b> | <b>1,181,258</b>         | <b>12.3 %</b> |
| Técnico Superior       | 162,289               | 157,395               | 298              | 153,328           | 3,769            | 4,894                    | 4.0%          |
| Normal                 | 131,307               | 117,035               | 6,318            | 110,717           |                  | 14,272                   | 3.2%          |
| Licenciatura           | 3,516,004             | 2,459,938             | 498,127          | 538,099           | 1,423,712        | 1,056,066                | 86.8 %        |
| Posgrado               | 242,400               | 136,374               | 21,974           | 13,240            | 101,160          | 106,026                  | 6.0 %         |
| <b>% sostenimiento</b> | <b>100 %</b>          | <b>85.9 %</b>         | <b>9.4 %</b>     | <b>69.8 %</b>     | <b>6.7 %</b>     | <b>14.1 %</b>            |               |

\* Cifras estimadas

## Modalidad no escolarizada

## Educación Media Superior

|                          | Total          | Mujeres        | Hombres        |
|--------------------------|----------------|----------------|----------------|
| <b>Por servicio</b>      | <b>405,230</b> | <b>170,162</b> | <b>235,068</b> |
| Bachillerato General     | 404,878        | 169,989        | 234,889        |
| Bachillerato Tecnológico | 352            | 173            | 179            |
| <b>Por sostenimiento</b> | <b>405,230</b> | <b>170,162</b> | <b>235,068</b> |
| Público                  | 383,180        | 159,287        | 223,893        |
| Privado                  | 22,050         | 10,875         | 11,175         |

## Educación Superior

|                          | Total            | Mujeres        | Hombres        |
|--------------------------|------------------|----------------|----------------|
| <b>Por nivel</b>         | <b>1,341,387</b> | <b>580,360</b> | <b>761,027</b> |
| Licenciatura             | 1,116,875        | 489,940        | 626,935        |
| Posgrado                 | 224,512          | 90,420         | 134,092        |
| <b>Por sostenimiento</b> | <b>1,341,387</b> | <b>580,360</b> | <b>761,027</b> |
| Público                  | 458,757          | 194,750        | 264,007        |
| Privado                  | 882,630          | 385,610        | 497,020        |

**Alumnos por sexo, sostenimiento y entidad federativa**

| Entidad Federativa  | ALUMNOS POR SEXO  |                   |                   | ALUMNOS POR SOSTENIMIENTO |                   |                  |                  |
|---------------------|-------------------|-------------------|-------------------|---------------------------|-------------------|------------------|------------------|
|                     | Total             | Mujeres           | Hombres           | Federal                   | Estatal           | Autónomo         | Particular       |
| Aguascalientes      | 405,456           | 205,128           | 200,328           | 28,592                    | 292,299           | 20,889           | 63,676           |
| Baja California     | 947,880           | 476,465           | 471,415           | 59,928                    | 650,963           | 69,439           | 167,550          |
| Baja California Sur | 211,263           | 106,345           | 104,918           | 16,696                    | 160,465           | 7,625            | 26,477           |
| Campeche            | 245,673           | 122,086           | 123,587           | 16,265                    | 187,246           | 19,914           | 22,248           |
| Coahuila            | 861,385           | 429,713           | 431,672           | 49,448                    | 592,326           | 42,741           | 176,870          |
| Colima              | 182,852           | 92,200            | 90,652            | 9,092                     | 116,391           | 29,570           | 27,799           |
| Chiapas             | 1,683,873         | 833,902           | 849,971           | 105,761                   | 1,474,859         | 27,563           | 75,690           |
| Chihuahua           | 986,357           | 497,723           | 488,634           | 65,186                    | 732,695           | 62,394           | 126,082          |
| Ciudad de México    | 2,360,396         | 1,178,545         | 1,181,851         | 1,571,656                 |                   | 300,970          | 487,770          |
| Durango             | 512,236           | 257,102           | 255,134           | 46,759                    | 390,334           | 20,233           | 54,910           |
| Guanajuato          | 1,630,509         | 818,704           | 811,805           | 70,408                    | 1,261,229         | 48,637           | 250,235          |
| Guerrero            | 972,331           | 488,096           | 484,235           | 53,592                    | 779,934           | 85,530           | 53,275           |
| Hidalgo             | 847,184           | 427,693           | 419,491           | 55,519                    | 641,046           | 55,582           | 95,037           |
| Jalisco             | 2,197,029         | 1,105,972         | 1,091,057         | 55,154                    | 1,435,962         | 329,757          | 376,156          |
| México              | 4,119,970         | 2,073,462         | 2,046,508         | 98,649                    | 3,271,840         | 147,869          | 601,612          |
| Michoacán           | 1,244,607         | 631,503           | 613,104           | 62,676                    | 952,249           | 54,554           | 175,128          |
| Morelos             | 485,506           | 245,608           | 239,898           | 36,457                    | 318,155           | 38,064           | 92,830           |
| Nayarit             | 333,760           | 167,816           | 165,944           | 25,095                    | 245,730           | 26,169           | 36,766           |
| Nuevo León          | 1,503,524         | 745,821           | 757,703           | 26,439                    | 980,192           | 199,832          | 297,061          |
| Oaxaca              | 1,107,332         | 557,157           | 550,175           | 85,335                    | 930,275           | 27,360           | 64,362           |
| Puebla              | 1,909,892         | 969,290           | 940,602           | 58,023                    | 1,460,721         | 115,945          | 275,203          |
| Querétaro           | 637,820           | 322,664           | 315,156           | 28,950                    | 433,647           | 33,350           | 141,873          |
| Quintana Roo        | 451,028           | 224,239           | 226,789           | 23,895                    | 352,961           | 6,482            | 67,690           |
| San Luis Potosí     | 734,831           | 368,010           | 366,821           | 44,029                    | 549,391           | 33,339           | 108,072          |
| Sinaloa             | 846,541           | 424,462           | 422,079           | 39,426                    | 547,670           | 153,558          | 105,887          |
| Sonora              | 765,540           | 383,432           | 382,108           | 51,418                    | 540,812           | 53,916           | 119,394          |
| Tabasco             | 700,945           | 345,752           | 355,193           | 33,679                    | 588,061           | 27,171           | 52,034           |
| Tamaulipas          | 909,975           | 457,962           | 452,013           | 89,556                    | 606,714           | 40,467           | 173,238          |
| Tlaxcala            | 372,358           | 187,114           | 185,244           | 23,935                    | 293,692           | 16,866           | 37,865           |
| Veracruz            | 1,846,959         | 920,383           | 926,576           | 113,902                   | 1,498,086         | 59,115           | 175,856          |
| Yucatán             | 583,778           | 291,121           | 292,657           | 27,654                    | 419,120           | 27,996           | 109,008          |
| Zacatecas           | 463,891           | 235,302           | 228,589           | 22,648                    | 369,880           | 40,043           | 31,320           |
| <b>Nacional</b>     | <b>33,062,681</b> | <b>16,590,772</b> | <b>16,471,909</b> | <b>3,095,822</b>          | <b>23,074,945</b> | <b>2,222,940</b> | <b>4,668,974</b> |

**Docentes\* por sexo, sostenimiento y entidad federativa**

| Entidad Federativa  | DOCENTES POR SEXO |                  |                | DOCENTES POR SOSTENIMIENTO |                  |                |                |
|---------------------|-------------------|------------------|----------------|----------------------------|------------------|----------------|----------------|
|                     | Total             | Mujeres          | Hombres        | Federal                    | Estatal          | Autónomo       | Particular     |
| Aguascalientes      | 24,939            | 15,206           | 9,733          | 2,513                      | 14,801           | 1,615          | 6,010          |
| Baja California     | 59,499            | 37,105           | 22,394         | 3,651                      | 35,390           | 6,357          | 14,101         |
| Baja California Sur | 13,006            | 7,750            | 5,256          | 1,556                      | 8,185            | 723            | 2,542          |
| Campeche            | 15,511            | 8,446            | 7,065          | 1,592                      | 10,199           | 1,338          | 2,382          |
| Coahuila            | 51,611            | 32,411           | 19,200         | 4,753                      | 28,598           | 4,110          | 14,150         |
| Colima              | 13,666            | 8,218            | 5,448          | 947                        | 7,372            | 2,735          | 2,612          |
| Chiapas             | 85,327            | 45,655           | 39,672         | 9,874                      | 65,242           | 1,963          | 8,248          |
| Chihuahua           | 55,052            | 35,158           | 19,894         | 5,291                      | 35,597           | 5,297          | 8,867          |
| Ciudad de México    | 191,744           | 110,770          | 80,974         | 92,340                     |                  | 48,045         | 51,359         |
| Durango             | 34,897            | 19,656           | 15,241         | 5,008                      | 22,689           | 2,373          | 4,827          |
| Guanajuato          | 89,649            | 56,703           | 32,946         | 5,790                      | 56,628           | 4,282          | 22,949         |
| Guerrero            | 60,657            | 36,054           | 24,603         | 5,114                      | 46,084           | 3,918          | 5,541          |
| Hidalgo             | 53,597            | 34,261           | 19,336         | 5,150                      | 35,003           | 3,468          | 9,976          |
| Jalisco             | 130,705           | 77,636           | 53,069         | 6,263                      | 70,961           | 21,148         | 32,333         |
| México              | 245,039           | 158,705          | 86,334         | 6,640                      | 169,367          | 19,199         | 49,833         |
| Michoacán           | 81,620            | 46,424           | 35,196         | 5,721                      | 54,430           | 4,817          | 16,652         |
| Morelos             | 31,636            | 20,833           | 10,803         | 2,070                      | 15,697           | 3,097          | 10,772         |
| Nayarit             | 21,774            | 13,151           | 8,623          | 2,425                      | 14,359           | 1,732          | 3,258          |
| Nuevo León          | 83,471            | 52,644           | 30,827         | 2,871                      | 45,179           | 11,884         | 23,537         |
| Oaxaca              | 71,754            | 44,838           | 26,916         | 7,810                      | 54,108           | 2,545          | 7,291          |
| Puebla              | 98,980            | 65,723           | 33,257         | 4,120                      | 64,765           | 4,884          | 25,211         |
| Querétaro           | 37,201            | 24,101           | 13,100         | 2,496                      | 18,148           | 3,464          | 13,093         |
| Quintana Roo        | 27,304            | 15,679           | 11,625         | 1,957                      | 17,979           | 1,102          | 6,266          |
| San Luis Potosí     | 46,745            | 29,193           | 17,552         | 4,378                      | 30,348           | 2,345          | 9,674          |
| Sinaloa             | 55,102            | 34,851           | 20,251         | 3,811                      | 32,016           | 10,669         | 8,606          |
| Sonora              | 47,748            | 28,956           | 18,792         | 4,137                      | 28,847           | 4,563          | 10,201         |
| Tabasco             | 36,731            | 21,999           | 14,732         | 2,857                      | 26,271           | 2,344          | 5,259          |
| Tamaulipas          | 56,269            | 35,339           | 20,930         | 6,963                      | 31,337           | 3,187          | 14,782         |
| Tlaxcala            | 23,194            | 14,531           | 8,663          | 1,942                      | 15,440           | 2,157          | 3,655          |
| Veracruz            | 133,618           | 84,969           | 48,649         | 12,108                     | 96,666           | 4,735          | 20,109         |
| Yucatán             | 39,435            | 23,866           | 15,569         | 2,628                      | 24,198           | 2,195          | 10,414         |
| Zacatecas           | 28,053            | 15,956           | 12,097         | 2,474                      | 19,460           | 2,692          | 3,427          |
| Nacional            | <b>2,045,534</b>  | <b>1,256,787</b> | <b>788,747</b> | <b>227,250</b>             | <b>1,195,364</b> | <b>194,983</b> | <b>427,937</b> |

\* Conjunto de individuos adscritos a un centro de trabajo, de acuerdo a la función que realizan en el mismo. A cada uno se le considera tantas veces como en centros de trabajo esté adscrito.

## Escuelas por sostenimiento y entidad federativa

| Entidad Federativa  | ESCUELAS       |               |                |              |               |
|---------------------|----------------|---------------|----------------|--------------|---------------|
|                     | Total          | Federal       | Estatal        | Autónomo     | Particular    |
| Aguascalientes      | 2,205          | 222           | 1,443          | 13           | 527           |
| Baja California     | 4,362          | 211           | 2,758          | 47           | 1,346         |
| Baja California Sur | 1,307          | 207           | 824            | 7            | 269           |
| Campeche            | 2,209          | 371           | 1,567          | 22           | 249           |
| Coahuila            | 5,324          | 428           | 3,419          | 69           | 1,408         |
| Colima              | 1,380          | 139           | 835            | 83           | 323           |
| Chiapas             | 20,341         | 5,517         | 13,933         | 38           | 853           |
| Chihuahua           | 6,717          | 1,028         | 4,604          | 35           | 1,050         |
| Ciudad de México    | 8,589          | 4,780         |                | 105          | 3,704         |
| Durango             | 5,852          | 1,495         | 3,855          | 29           | 473           |
| Guanajuato          | 11,991         | 1,123         | 8,889          | 32           | 1,947         |
| Guerrero            | 11,745         | 1,691         | 9,255          | 191          | 608           |
| Hidalgo             | 8,466          | 1,845         | 5,580          | 30           | 1,011         |
| Jalisco             | 14,653         | 2,063         | 9,327          | 377          | 2,886         |
| México              | 22,516         | 1,436         | 16,399         | 83           | 4,598         |
| Michoacán           | 12,610         | 1,854         | 9,096          | 45           | 1,615         |
| Morelos             | 3,717          | 184           | 1,861          | 60           | 1,612         |
| Nayarit             | 3,394          | 641           | 2,334          | 38           | 381           |
| Nuevo León          | 7,577          | 720           | 4,973          | 123          | 1,761         |
| Oaxaca              | 14,632         | 2,057         | 11,799         | 42           | 734           |
| Puebla              | 14,339         | 1,828         | 10,126         | 83           | 2,302         |
| Querétaro           | 4,342          | 902           | 2,264          | 38           | 1,138         |
| Quintana Roo        | 2,690          | 314           | 1,795          | 6            | 575           |
| San Luis Potosí     | 8,843          | 1,745         | 6,058          | 23           | 1,017         |
| Sinaloa             | 6,909          | 1,369         | 4,517          | 239          | 784           |
| Sonora              | 4,873          | 444           | 3,365          | 57           | 1,007         |
| Tabasco             | 5,607          | 900           | 4,252          | 13           | 442           |
| Tamaulipas          | 6,268          | 860           | 3,867          | 32           | 1,509         |
| Tlaxcala            | 2,359          | 331           | 1,516          | 19           | 493           |
| Veracruz            | 23,130         | 3,058         | 17,942         | 126          | 2,004         |
| Yucatán             | 4,105          | 524           | 2,714          | 22           | 845           |
| Zacatecas           | 5,140          | 672           | 4,043          | 48           | 377           |
| Nacional            | <b>258,192</b> | <b>40,959</b> | <b>175,210</b> | <b>2,175</b> | <b>39,848</b> |

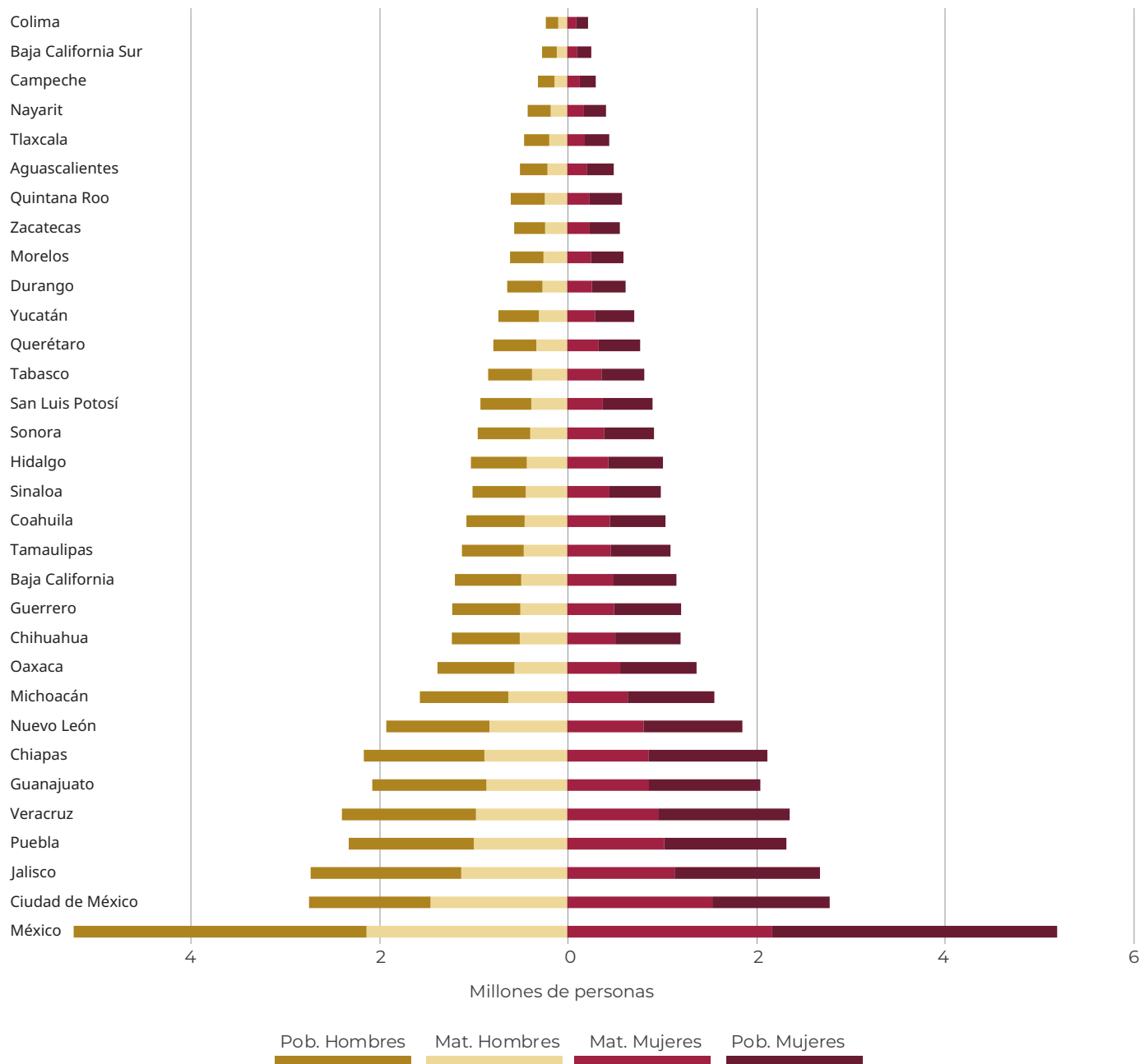
## Matrícula y demanda social del SEN

| Entidad Federativa  | MATRÍCULA         |                   |                   | POBLACIÓN DE 3 A 23 AÑOS |                   |                   |
|---------------------|-------------------|-------------------|-------------------|--------------------------|-------------------|-------------------|
|                     | Total             | Mujeres           | Hombres           | Total                    | Mujeres           | Hombres           |
| México              | 4,261,703         | 2,156,183         | 2,105,520         | 6,071,476                | 2,993,854         | 3,077,622         |
| Ciudad de México    | 2,961,056         | 1,527,989         | 1,433,067         | 2,509,412                | 1,232,900         | 1,276,512         |
| Jalisco             | 2,242,204         | 1,131,920         | 1,110,284         | 3,108,960                | 1,526,063         | 1,582,897         |
| Puebla              | 1,999,460         | 1,021,247         | 978,213           | 2,599,684                | 1,285,256         | 1,314,428         |
| Veracruz            | 1,922,451         | 966,280           | 956,171           | 2,780,927                | 1,372,877         | 1,408,050         |
| Guanajuato          | 1,709,360         | 861,890           | 847,470           | 2,368,273                | 1,170,555         | 1,197,718         |
| Chiapas             | 1,723,762         | 856,239           | 867,523           | 2,516,813                | 1,249,431         | 1,267,382         |
| Nuevo León          | 1,622,241         | 807,273           | 814,968           | 2,118,407                | 1,035,868         | 1,082,539         |
| Michoacán           | 1,255,349         | 639,048           | 616,301           | 1,839,136                | 909,376           | 929,760           |
| Oaxaca              | 1,112,063         | 560,470           | 551,593           | 1,611,098                | 802,161           | 808,937           |
| Chihuahua           | 1,003,942         | 508,538           | 495,404           | 1,399,570                | 685,907           | 713,663           |
| Guerrero            | 985,118           | 495,029           | 490,089           | 1,419,711                | 705,293           | 714,418           |
| Baja California     | 970,474           | 489,095           | 481,379           | 1,357,489                | 661,415           | 696,074           |
| Tamaulipas          | 916,116           | 462,354           | 453,762           | 1,276,196                | 626,381           | 649,815           |
| Coahuila            | 896,720           | 451,232           | 445,488           | 1,194,814                | 584,879           | 609,935           |
| Sinaloa             | 879,537           | 446,821           | 432,716           | 1,099,670                | 539,636           | 560,034           |
| Hidalgo             | 856,020           | 433,141           | 422,879           | 1,161,715                | 576,124           | 585,591           |
| Sonora              | 774,676           | 389,413           | 385,263           | 1,077,426                | 525,711           | 551,715           |
| San Luis Potosí     | 750,482           | 376,583           | 373,899           | 1,057,622                | 523,441           | 534,181           |
| Tabasco             | 730,809           | 363,866           | 366,943           | 909,941                  | 448,161           | 461,780           |
| Querétaro           | 654,152           | 332,230           | 321,922           | 888,507                  | 437,489           | 451,018           |
| Yucatán             | 591,222           | 295,468           | 295,754           | 835,481                  | 411,505           | 423,976           |
| Durango             | 519,522           | 261,781           | 257,741           | 723,931                  | 354,758           | 369,173           |
| Morelos             | 501,702           | 254,460           | 247,242           | 690,513                  | 339,886           | 350,627           |
| Zacatecas           | 469,104           | 239,095           | 230,009           | 641,186                  | 317,348           | 323,838           |
| Quintana Roo        | 465,897           | 232,968           | 232,929           | 702,953                  | 345,217           | 357,736           |
| Aguascalientes      | 417,011           | 211,675           | 205,336           | 568,271                  | 279,572           | 288,699           |
| Tlaxcala            | 372,577           | 187,381           | 185,196           | 523,885                  | 258,036           | 265,849           |
| Nayarit             | 348,826           | 177,783           | 171,043           | 473,562                  | 232,884           | 240,678           |
| Campeche            | 267,166           | 135,740           | 131,426           | 340,183                  | 167,332           | 172,851           |
| Baja California Sur | 214,532           | 108,510           | 106,022           | 301,231                  | 146,510           | 154,721           |
| Colima              | 188,640           | 96,181            | 92,459            | 255,323                  | 125,079           | 130,244           |
| <b>Nacional</b>     | <b>34,583,894</b> | <b>17,477,883</b> | <b>17,106,011</b> | <b>46,423,366</b>        | <b>22,870,905</b> | <b>23,552,461</b> |

\* Proyecciones de población CONAPO, septiembre 2018.

De acuerdo a la obligatoriedad de la educación inicial promulgada en el ciclo escolar 2018-2019, la información de este nivel se suma a educación básica; no se considera para los indicadores de cobertura y tasa neta de escolarización.

### Matrícula y demanda social del SEN

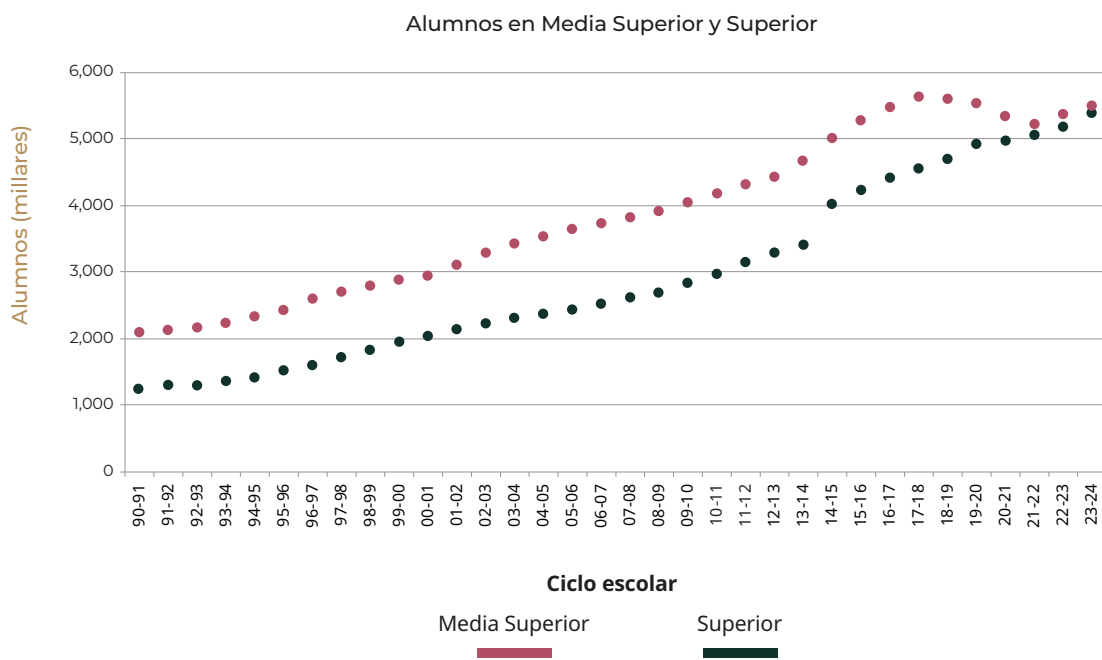
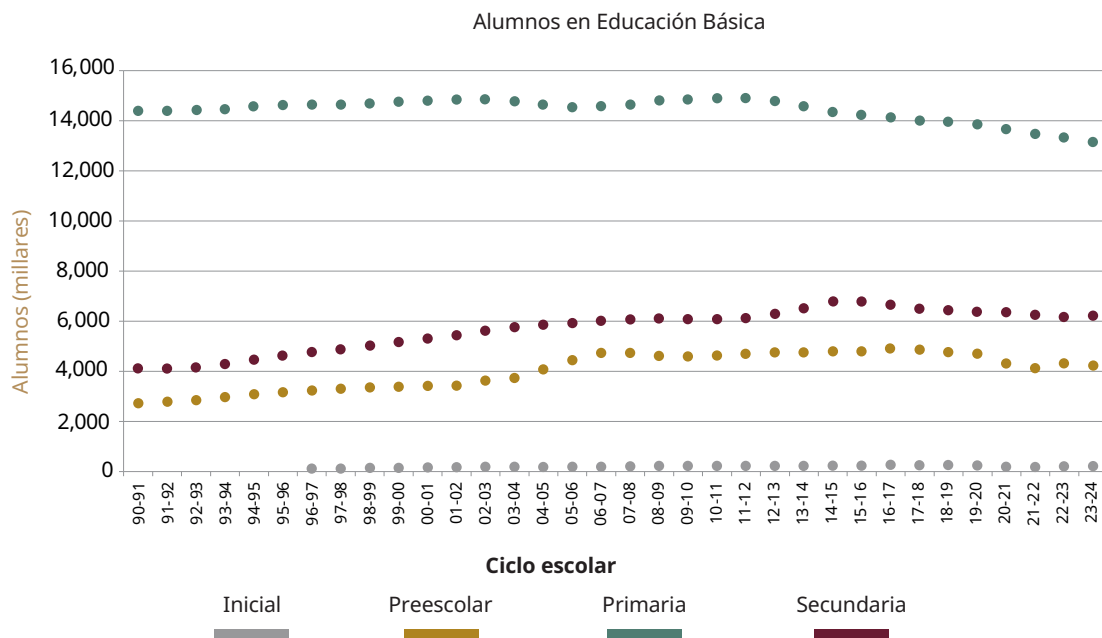


**Serie histórica de alumnos del Sistema Educativo Nacional**

| Ciclo escolar | Inicial <sup>1/</sup> | Preescolar | Primaria   | Secundaria | Básica     | Media Superior | Superior  | Total      |
|---------------|-----------------------|------------|------------|------------|------------|----------------|-----------|------------|
| 1990-1991     |                       | 2,734,054  | 14,401,588 | 4,190,190  | 21,325,832 | 2,100,520      | 1,252,027 | 24,678,379 |
| 1991-1992     |                       | 2,791,550  | 14,396,993 | 4,160,692  | 21,349,235 | 2,136,194      | 1,316,315 | 24,801,744 |
| 1992-1993     |                       | 2,858,890  | 14,425,669 | 4,203,098  | 21,487,657 | 2,177,225      | 1,306,621 | 24,971,503 |
| 1993-1994     |                       | 2,980,024  | 14,469,450 | 4,341,924  | 21,791,398 | 2,244,134      | 1,368,027 | 25,403,559 |
| 1994-1995     |                       | 3,092,834  | 14,574,202 | 4,493,173  | 22,160,209 | 2,343,477      | 1,420,461 | 25,924,147 |
| 1995-1996     |                       | 3,169,951  | 14,623,438 | 4,687,335  | 22,480,724 | 2,438,676      | 1,532,846 | 26,452,246 |
| 1996-1997     | 133,267               | 3,238,337  | 14,650,521 | 4,809,266  | 22,831,391 | 2,606,099      | 1,612,318 | 27,049,808 |
| 1997-1998     | 139,870               | 3,312,181  | 14,647,797 | 4,929,301  | 23,029,149 | 2,713,897      | 1,727,484 | 27,470,530 |
| 1998-1999     | 142,360               | 3,360,518  | 14,697,915 | 5,070,552  | 23,271,345 | 2,805,534      | 1,837,884 | 27,914,763 |
| 1999-2000     | 154,138               | 3,393,741  | 14,765,603 | 5,208,903  | 23,522,385 | 2,892,846      | 1,962,763 | 28,377,994 |
| 2000-2001     | 166,942               | 3,423,608  | 14,792,528 | 5,349,659  | 23,732,737 | 2,955,783      | 2,047,895 | 28,736,415 |
| 2001-2002     | 180,442               | 3,432,326  | 14,843,381 | 5,480,202  | 23,936,351 | 3,120,475      | 2,147,075 | 29,203,901 |
| 2002-2003     | 195,931               | 3,635,903  | 14,857,191 | 5,660,070  | 24,349,095 | 3,295,272      | 2,236,791 | 29,881,158 |
| 2003-2004     | 194,674               | 3,742,633  | 14,781,327 | 5,780,437  | 24,499,071 | 3,443,740      | 2,322,781 | 30,265,592 |
| 2004-2005     | 189,007               | 4,086,828  | 14,652,879 | 5,894,358  | 24,823,072 | 3,547,924      | 2,384,858 | 30,755,854 |
| 2005-2006     | 195,728               | 4,452,168  | 14,548,194 | 5,979,256  | 25,175,346 | 3,658,754      | 2,446,726 | 31,280,826 |
| 2006-2007     | 197,816               | 4,739,234  | 14,585,804 | 6,055,467  | 25,578,321 | 3,742,943      | 2,528,664 | 31,849,928 |
| 2007-2008     | 210,409               | 4,745,741  | 14,654,135 | 6,116,274  | 25,726,559 | 3,830,042      | 2,623,367 | 32,179,968 |
| 2008-2009     | 230,405               | 4,634,412  | 14,815,735 | 6,153,459  | 25,834,011 | 3,923,822      | 2,705,190 | 32,463,023 |
| 2009-2010     | 241,246               | 4,608,255  | 14,860,704 | 6,127,902  | 25,838,107 | 4,054,709      | 2,847,376 | 32,740,192 |
| 2010-2011     | 229,350               | 4,641,060  | 14,887,845 | 6,137,546  | 25,895,801 | 4,187,528      | 2,981,313 | 33,064,642 |
| 2011-2012     | 231,244               | 4,705,545  | 14,909,419 | 6,167,424  | 26,013,632 | 4,333,589      | 3,161,195 | 33,508,416 |
| 2012-2013     | 236,429               | 4,761,466  | 14,789,406 | 6,340,232  | 26,127,533 | 4,443,792      | 3,300,348 | 33,871,673 |
| 2013-2014     | 235,264               | 4,786,956  | 14,580,379 | 6,571,858  | 26,174,457 | 4,682,336      | 3,419,391 | 34,276,184 |
| 2014-2015     | 237,890               | 4,804,065  | 14,351,037 | 6,825,046  | 26,218,038 | 5,017,281      | 4,032,992 | 35,268,311 |
| 2015-2016     | 238,509               | 4,811,966  | 14,250,425 | 6,835,245  | 26,136,145 | 5,286,867      | 4,244,401 | 35,667,413 |
| 2016-2017     | 272,099               | 4,931,986  | 14,137,862 | 6,710,845  | 26,052,792 | 5,484,559      | 4,430,248 | 35,967,599 |
| 2017-2018     | 258,121               | 4,891,002  | 14,020,204 | 6,536,261  | 25,705,588 | 5,640,841      | 4,561,792 | 35,908,221 |
| 2018-2019     | 267,038               | 4,780,787  | 13,972,269 | 6,473,608  | 25,493,702 | 5,608,220      | 4,705,400 | 35,807,322 |
| 2019-2020     | 249,302               | 4,734,627  | 13,862,321 | 6,407,056  | 25,253,306 | 5,544,608      | 4,931,200 | 35,729,114 |
| 2020-2021     | 196,861               | 4,328,188  | 13,677,465 | 6,394,720  | 24,597,234 | 5,353,499      | 4,983,206 | 34,933,939 |
| 2021-2022     | 190,740               | 4,153,558  | 13,464,469 | 6,305,013  | 24,113,780 | 5,230,594      | 5,069,111 | 34,413,485 |
| 2022-2023     | 217,391               | 4,334,938  | 13,345,969 | 6,210,924  | 24,109,222 | 5,379,859      | 5,192,618 | 34,681,699 |
| 2023-2024     | 225,404               | 4,243,204  | 13,154,354 | 6,284,377  | 23,907,339 | 5,508,572      | 5,393,387 | 34,809,298 |

<sup>1/</sup> Derivado del decreto por el que se reforma el Artículo Tercero Constitucional en el que se declara la educación inicial como parte de la educación básica, se adiciona la información a la de este tipo educativo a partir del ciclo escolar 1996-1997.

## Serie histórica de alumnos del Sistema Educativo Nacional



**Serie histórica de indicadores del Sistema Educativo Nacional***Inicia*

| Indicador Educativo                | 2000 - 2001 |       |       | 2006 - 2007 |       |       | 2012 - 2013 |       |       | 2013 - 2014 |       |       | 2014 - 2015 |       |       |
|------------------------------------|-------------|-------|-------|-------------|-------|-------|-------------|-------|-------|-------------|-------|-------|-------------|-------|-------|
|                                    | Total       | Muj   | Hom   | Total       | Muj   | Hom   | Total       | Muj   | Hom   | Total       | Muj   | Hom   | Total       | Muj   | Hom   |
| <b>Educación Preescolar</b>        |             |       |       |             |       |       |             |       |       |             |       |       |             |       |       |
| Atención de 3 años                 | 14.5        | 14.9  | 14.1  | 27.3        | 27.8  | 26.7  | 38.6        | 39.4  | 37.9  | 38.3        | 39.0  | 37.7  | 40.7        | 41.5  | 39.8  |
| Atención de 4 años                 | 52.9        | 53.6  | 52.3  | 81.5        | 81.9  | 81.1  | 85.6        | 86.1  | 85.0  | 85.6        | 86.2  | 85.1  | 85.6        | 86.1  | 85.1  |
| Atención de 5 años                 | 77.2        | 77.3  | 77.0  | 92.2        | 92.0  | 92.3  | 81.2        | 81.2  | 81.3  | 82.2        | 82.4  | 82.0  | 81.5        | 81.6  | 81.4  |
| Atención de 3, 4 y 5 años          | 48.3        | 48.7  | 47.9  | 67.1        | 67.4  | 66.9  | 68.4        | 68.9  | 68.0  | 68.8        | 69.2  | 68.3  | 69.3        | 69.8  | 68.8  |
| <b>Educación Primaria</b>          |             |       |       |             |       |       |             |       |       |             |       |       |             |       |       |
| Cobertura                          | 105.7       | 104.8 | 106.7 | 105.0       | 103.9 | 106.1 | 107.0       | 106.0 | 108.0 | 105.8       | 104.9 | 106.8 | 104.4       | 103.6 | 105.1 |
| Abandono escolar                   | 1.9         | 1.8   | 2.1   | 1.5         | 1.3   | 1.7   | 0.8         | 0.6   | 0.9   | 0.8         | 0.7   | 0.9   | 0.6         | 0.5   | 0.7   |
| Reprobación                        | 6.0         | 4.9   | 7.1   | 4.2         | 3.2   | 5.1   | 0.9         | 0.7   | 1.1   | 0.8         | 0.6   | 1.0   | 0.8         | 0.6   | 1.1   |
| Eficiencia Terminal                | 86.3        | 87.5  | 85.2  | 91.7        | 92.7  | 90.7  | 95.9        | 96.6  | 95.3  | 96.8        | 97.2  | 96.4  | 98.2        | 98.4  | 98.0  |
| <b>Educación Secundaria</b>        |             |       |       |             |       |       |             |       |       |             |       |       |             |       |       |
| Absorción                          | 91.8        | 90.3  | 93.3  | 95.4        | 94.5  | 96.3  | 96.9        | 96.4  | 97.4  | 97.0        | 96.6  | 97.5  | 97.4        | 97.0  | 97.7  |
| Cobertura                          | 80.7        | 80.3  | 81.1  | 86.8        | 87.7  | 86.0  | 91.3        | 91.4  | 91.2  | 94.3        | 94.4  | 94.1  | 98.0        | 98.2  | 97.8  |
| Abandono escolar                   | 8.3         | 6.5   | 10.0  | 7.4         | 5.8   | 9.0   | 5.1         | 4.2   | 6.0   | 4.1         | 3.3   | 5.0   | 4.4         | 3.5   | 5.2   |
| Eficiencia Terminal                | 74.9        | 79.9  | 70.3  | 78.2        | 83.0  | 73.5  | 85.0        | 87.7  | 82.3  | 87.7        | 90.2  | 85.3  | 86.8        | 89.2  | 84.4  |
| <b>Educación Media Superior</b>    |             |       |       |             |       |       |             |       |       |             |       |       |             |       |       |
| Absorción                          | 93.3        | 90.1  | 96.6  | 95.6        | 92.4  | 98.9  | 100.9       | 97.7  | 104.3 | 105.6       | 101.9 | 109.4 | 104.3       | 101.4 | 107.3 |
| Cobertura Total <sup>1/</sup>      |             |       |       |             |       |       |             |       |       |             |       |       | 73.0        | 73.8  | 72.3  |
| Cobertura                          | 47.1        | 47.7  | 46.5  | 55.6        | 57.9  | 53.4  | 64.5        | 65.6  | 63.5  | 68.2        | 69.0  | 67.5  | 70.0        | 70.8  | 69.3  |
| Abandono escolar                   | 17.5        | 14.3  | 20.8  | 16.3        | 13.9  | 18.9  | 14.1        | 12.2  | 16.1  | 15.3        | 13.5  | 17.0  | 14.4        | 12.3  | 16.5  |
| Reprobación <sup>2/</sup>          | 21.2        | 18.2  | 24.5  | 17.3        | 14.5  | 20.5  | 14.7        | 12.2  | 17.3  | 14.7        | 12.0  | 17.5  | 15.6        | 13.0  | 18.3  |
| Eficiencia Terminal                | 57.0        | 62.7  | 51.7  | 58.0        | 63.4  | 52.7  | 64.4        | 68.4  | 60.4  | 63.2        | 66.9  | 59.7  | 67.2        | 70.6  | 63.9  |
| <b>Educación Superior</b>          |             |       |       |             |       |       |             |       |       |             |       |       |             |       |       |
| Absorción en Licenciatura          | 82.1        | 77.3  | 87.5  | 73.5        | 68.3  | 79.7  | 78.1        | 73.5  | 83.4  | 67.5        | 64.4  | 70.9  | 76.8        | 74.6  | 79.1  |
| Absorción en Técnico especializado | 5.1         | 4.0   | 6.5   | 5.2         | 4.0   | 6.5   | 7.7         | 5.6   | 10.2  | 7.3         | 5.4   | 9.4   | 7.6         | 5.8   | 9.6   |

Nota: Para el cálculo de los indicadores de atención y cobertura se utilizaron las proyecciones de población CONAPO, Abril 2013.

<sup>1/</sup>A partir del ciclo escolar 2000-2001 se incluye a los alumnos regularizados para su cálculo.

## Serie histórica de indicadores del Sistema Educativo Nacional

Continúa

| Indicador Educativo                | 2015 - 2016 |       |       | 2016 - 2017 |       |       | 2017 - 2018 |       |       | 2018 - 2019 |       |       | 2019 - 2020 |       |       |
|------------------------------------|-------------|-------|-------|-------------|-------|-------|-------------|-------|-------|-------------|-------|-------|-------------|-------|-------|
|                                    | Total       | Muj   | Hom   | Total       | Muj   | Hom   | Total       | Muj   | Hom   | Total       | Muj   | Hom   | Total       | Muj   | Hom   |
| <b>Educación Preescolar</b>        |             |       |       |             |       |       |             |       |       |             |       |       |             |       |       |
| Atención de 3 años                 | 40.5        | 41.4  | 39.6  | 47.0        | 48.1  | 45.9  | 48.0        | 48.9  | 47.0  | 48.4        | 49.5  | 47.2  | 49.7        | 50.8  | 48.5  |
| Atención de 4 años                 | 87.5        | 88.1  | 86.9  | 89.7        | 90.5  | 89.0  | 90.8        | 91.6  | 89.9  | 89.2        | 90.0  | 88.5  | 89.5        | 90.3  | 88.8  |
| Atención de 5 años                 | 81.7        | 81.9  | 81.6  | 81.2        | 81.5  | 81.0  | 79.7        | 80.0  | 79.3  | 78.2        | 78.6  | 77.8  | 77.0        | 77.2  | 76.8  |
| Atención de 3, 4 y 5 años          | 70.1        | 70.6  | 69.5  | 72.8        | 73.5  | 72.1  | 72.9        | 73.6  | 72.2  | 72.0        | 72.8  | 71.3  | 72.2        | 72.9  | 71.5  |
| <b>Educación Primaria</b>          |             |       |       |             |       |       |             |       |       |             |       |       |             |       |       |
| Cobertura                          | 103.7       | 103.1 | 104.2 | 102.9       | 102.6 | 103.2 | 102.2       | 102.1 | 102.4 | 102.2       | 102.3 | 102.2 | 102.0       | 102.1 | 101.9 |
| Abandono escolar                   | 0.7         | 0.6   | 0.9   | 1.1         | 1.0   | 1.1   | 0.5         | 0.4   | 0.6   | 0.7         | 0.6   | 0.8   | 0.4         | 0.3   | 0.5   |
| Reprobación                        | 0.9         | 0.6   | 1.1   | 1.0         | 1.0   | 1.1   | 0.9         | 0.7   | 1.0   | 1.1         | 0.9   | 1.2   | 0.6         | 0.6   | 0.7   |
| Eficiencia Terminal                | 98.3        | 98.3  | 98.2  | 97.8        | 98.0  | 97.7  | 97.5        | 97.8  | 97.1  | 96.2        | 96.7  | 95.7  | 96.0        | 96.5  | 95.6  |
| <b>Educación Secundaria</b>        |             |       |       |             |       |       |             |       |       |             |       |       |             |       |       |
| Absorción                          | 97.2        | 96.9  | 97.5  | 97.1        | 96.8  | 97.3  | 97.6        | 97.3  | 98.0  | 96.9        | 96.6  | 97.2  | 96.9        | 96.6  | 97.2  |
| Cobertura                          | 98.8        | 98.8  | 98.8  | 97.8        | 97.7  | 97.8  | 95.8        | 95.8  | 95.9  | 95.2        | 95.3  | 95.1  | 94.1        | 94.5  | 93.7  |
| Abandono escolar                   | 4.4         | 3.4   | 5.4   | 5.3         | 4.3   | 6.3   | 4.6         | 3.5   | 5.6   | 4.8         | 3.7   | 5.8   | 2.7         | 2.0   | 3.4   |
| Eficiencia Terminal                | 87.7        | 90.2  | 85.3  | 85.5        | 88.3  | 82.9  | 86.0        | 88.9  | 83.3  | 86.3        | 89.3  | 83.4  | 88.5        | 91.0  | 86.0  |
| <b>Educación Media Superior</b>    |             |       |       |             |       |       |             |       |       |             |       |       |             |       |       |
| Absorción                          | 105.7       | 102.7 | 108.9 | 104.1       | 101.7 | 106.6 | 104.5       | 102.0 | 107.0 | 106.3       | 104.7 | 107.9 | 102.1       | 100.4 | 103.8 |
| Cobertura Total <sup>1/</sup>      | 76.6        | 77.7  | 75.6  | 79.2        | 80.8  | 77.7  | 81.6        | 83.8  | 79.5  | 81.6        | 83.9  | 79.3  | 81.3        | 84.1  | 78.6  |
| Cobertura                          | 72.3        | 73.3  | 71.3  | 74.1        | 75.5  | 72.7  | 75.8        | 77.5  | 74.0  | 76.2        | 78.3  | 74.3  | 75.4        | 77.7  | 73.2  |
| Abandono escolar                   | 15.5        | 13.3  | 17.7  | 15.2        | 13.0  | 17.4  | 14.5        | 12.6  | 16.4  | 13.0        | 10.9  | 15.2  | 10.3        | 8.3   | 12.5  |
| Reprobación <sup>2/</sup>          | 13.9        | 11.5  | 16.5  | 13.5        | 11.1  | 16.1  | 14.1        | 11.6  | 16.7  | 12.9        | 10.6  | 15.4  | 9.0         | 6.9   | 11.3  |
| Eficiencia Terminal                | 65.6        | 70.1  | 61.4  | 64.4        | 68.8  | 60.2  | 63.9        | 68.4  | 59.5  | 64.8        | 69.2  | 60.5  | 66.7        | 71.3  | 62.2  |
| <b>Educación Superior</b>          |             |       |       |             |       |       |             |       |       |             |       |       |             |       |       |
| Absorción en Licenciatura          | 75.5        | 73.6  | 77.5  | 76.4        | 75.2  | 77.6  | 79.9        | 78.6  | 81.3  | 79.7        | 78.7  | 80.8  | 79.1        | 78.7  | 79.5  |
| Absorción en Técnico especializado | 7.3         | 5.6   | 9.1   | 7.1         | 5.4   | 8.8   | 7.1         | 5.5   | 9.0   | 6.5         | 5.0   | 8.2   | 6.4         | 4.9   | 8.0   |

Nota: Para el cálculo de los indicadores de atención y cobertura se utilizaron las proyecciones de población CONAPO, Abril 2013.

<sup>1/</sup>A partir del ciclo escolar 2000-2001 se incluye a los alumnos regularizados para su cálculo.

**Serie histórica de indicadores del Sistema Educativo Nacional**

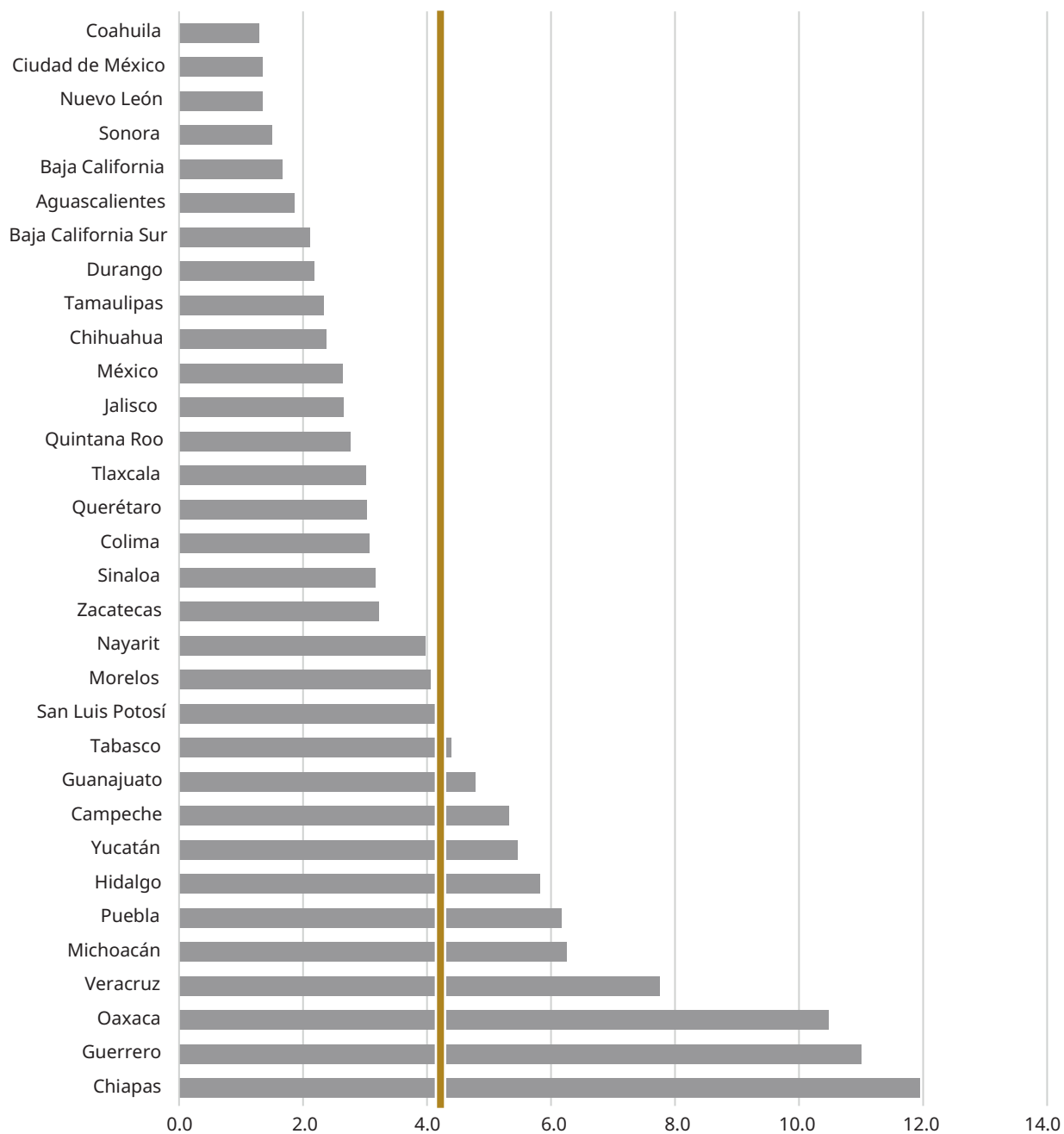
Concluye

| Indicador Educativo                | 2020 - 2021 |       |       | 2021 - 2022 |       |       | 2022 - 2023 |       |       | 2023 - 2024 |       |       |
|------------------------------------|-------------|-------|-------|-------------|-------|-------|-------------|-------|-------|-------------|-------|-------|
|                                    | Total       | Muj   | Hom   | Total       | Muj   | Hom   | Total       | Muj   | Hom   | Total       | Muj   | Hom   |
| <b>Educación Preescolar</b>        |             |       |       |             |       |       |             |       |       |             |       |       |
| Atención de 3 años                 | 42.1        | 43.0  | 41.2  | 39.7        | 40.7  | 38.7  | 44.8        | 46.1  | 43.5  | 46.4        | 47.7  | 45.2  |
| Atención de 4 años                 | 82.2        | 83.1  | 81.3  | 80.3        | 81.2  | 79.4  | 83.1        | 84.2  | 82.1  | 80.9        | 81.9  | 79.9  |
| Atención de 5 años                 | 75.8        | 76.1  | 75.5  | 74.5        | 75.0  | 74.1  | 77.2        | 77.5  | 76.9  | 74.5        | 74.8  | 74.2  |
| Atención de 3, 4 y 5 años          | 66.8        | 67.5  | 66.2  | 64.9        | 65.7  | 64.2  | 68.4        | 69.3  | 67.5  | 67.3        | 68.2  | 66.5  |
| <b>Educación Primaria</b>          |             |       |       |             |       |       |             |       |       |             |       |       |
| Cobertura                          | 101.4       | 101.6 | 101.3 | 100.8       | 101.0 | 100.6 | 101.0       | 101.3 | 100.8 | 100.8       | 101.1 | 100.5 |
| Abandono escolar                   | 0.5         | 0.4   | 0.6   | 0.2         | 0.1   | 0.2   | 0.1         | 0.1   | 0.1   | n. d.       | n. d. | n. d. |
| Reprobación                        | 0.5         | 0.5   | 0.5   | 0.6         | 0.6   | 0.6   | 0.6         | 0.5   | 0.7   | n. d.       | n. d. | n. d. |
| Eficiencia Terminal                | 96.7        | 97.1  | 96.4  | 96.1        | 96.4  | 95.8  | 97.7        | 97.8  | 97.6  | n. d.       | n. d. | n. d. |
| <b>Educación Secundaria</b>        |             |       |       |             |       |       |             |       |       |             |       |       |
| Absorción                          | 94.5        | 94.9  | 94.2  | 93.1        | 93.7  | 92.6  | 96.2        | 96.3  | 96.2  | 95.8        | 95.8  | 95.8  |
| Cobertura                          | 93.7        | 94.5  | 93.0  | 92.1        | 93.2  | 91.1  | 90.7        | 92.0  | 89.6  | 92.2        | 93.2  | 91.2  |
| Abandono escolar                   | 2.9         | 2.3   | 3.5   | 3.9         | 3.3   | 4.5   | 3.2         | 2.6   | 3.8   | n. d.       | n. d. | n. d. |
| Eficiencia Terminal                | 91.0        | 93.0  | 89.1  | 91.0        | 92.8  | 89.2  | 89.0        | 90.8  | 87.3  | n. d.       | n. d. | n. d. |
| <b>Educación Media Superior</b>    |             |       |       |             |       |       |             |       |       |             |       |       |
| Absorción                          | 91.1        | 91.7  | 90.6  | 90.3        | 92.0  | 88.6  | 100.2       | 100.1 | 100.3 | 103.6       | 103.6 | 103.6 |
| Cobertura Total <sup>1/</sup>      | 78.9        | 82.4  | 75.5  | 77.3        | 82.2  | 72.6  | 79.4        | 83.8  | 75.2  | 81.1        | 85.7  | 76.6  |
| Cobertura                          | 73.5        | 76.4  | 70.7  | 71.8        | 75.7  | 68.0  | 73.9        | 77.3  | 70.6  | 75.1        | 78.7  | 71.7  |
| Abandono escolar                   | 11.6        | 8.8   | 14.6  | 10.2        | 8.4   | 12.1  | 11.2        | 9.1   | 13.5  | n. d.       | n. d. | n. d. |
| Reprobación <sup>2/</sup>          | 12.2        | 9.8   | 14.8  | 12.7        | 10.6  | 15.0  | 12.2        | 10.0  | 14.6  | n. d.       | n. d. | n. d. |
| Eficiencia Terminal                | 64.9        | 70.2  | 59.7  | 68.5        | 74.7  | 62.4  | 72.9        | 78.1  | 67.5  | n. d.       | n. d. | n. d. |
| <b>Educación Superior</b>          |             |       |       |             |       |       |             |       |       |             |       |       |
| Absorción en Licenciatura          | 70.6        | 71.5  | 69.6  | 77.9        | 78.6  | 77.1  | 82.9        | 82.2  | 83.7  | 84.7        | 84.6  | 84.8  |
| Absorción en Técnico especializado | 5.4         | 4.2   | 6.6   | 5.6         | 4.4   | 6.9   | 5.9         | 4.5   | 7.5   | 6.0         | 4.6   | 7.7   |

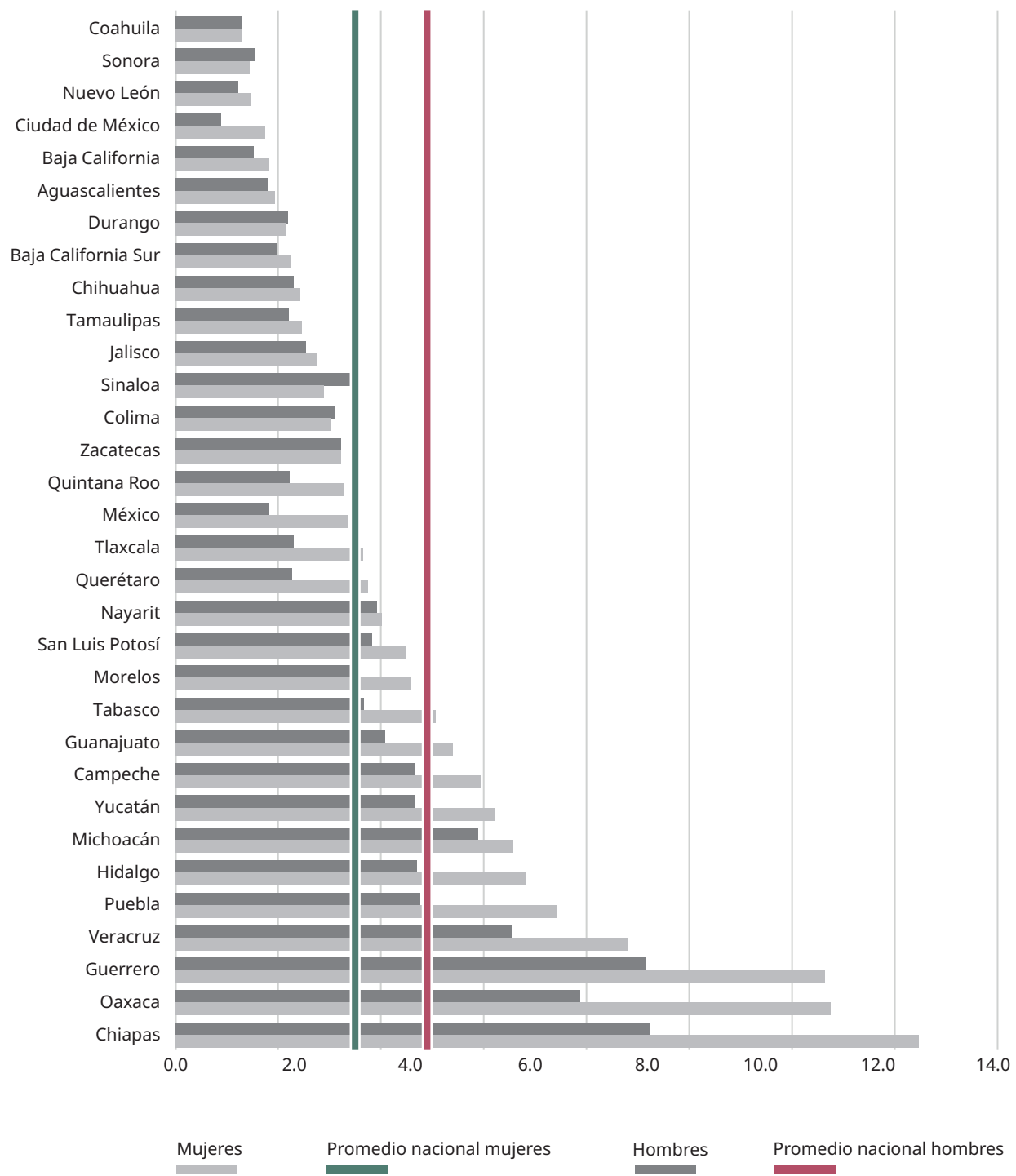
Nota: Para el cálculo de los indicadores de atención y cobertura se utilizaron las proyecciones de población CONAPO, Abril 2013.

<sup>1/</sup>A partir del ciclo escolar 2000-2001 se incluye a los alumnos regularizados para su cálculo.

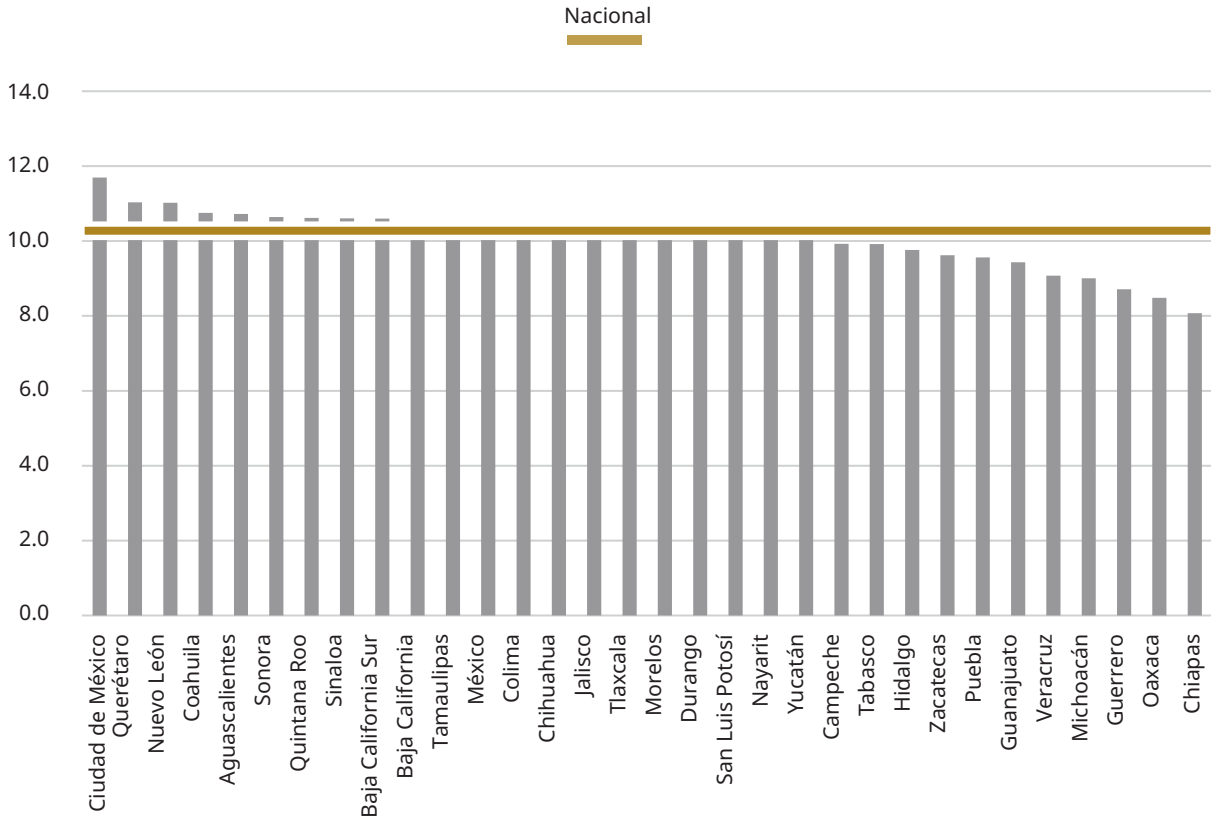
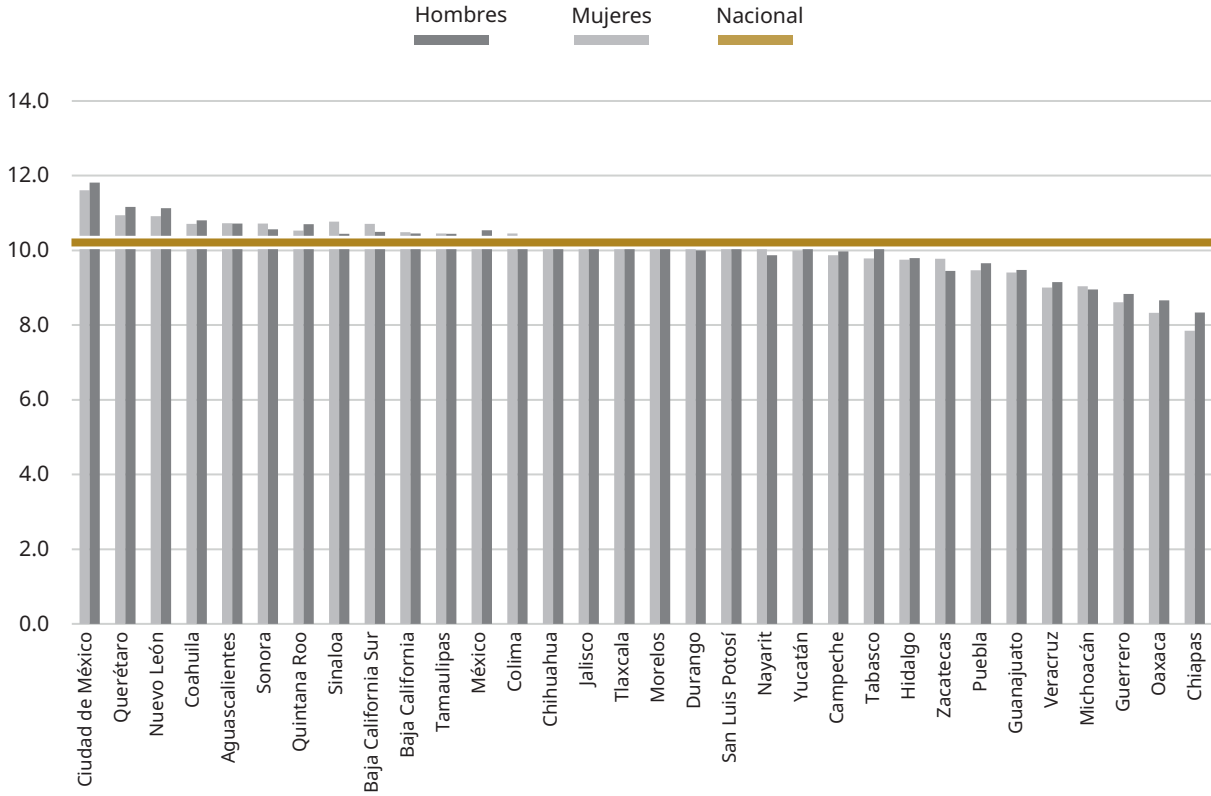
### Analfabetismo nacional



### Analfabetismo por sexo



### Grado promedio de escolaridad



# **EDUCACIÓN BÁSICA**



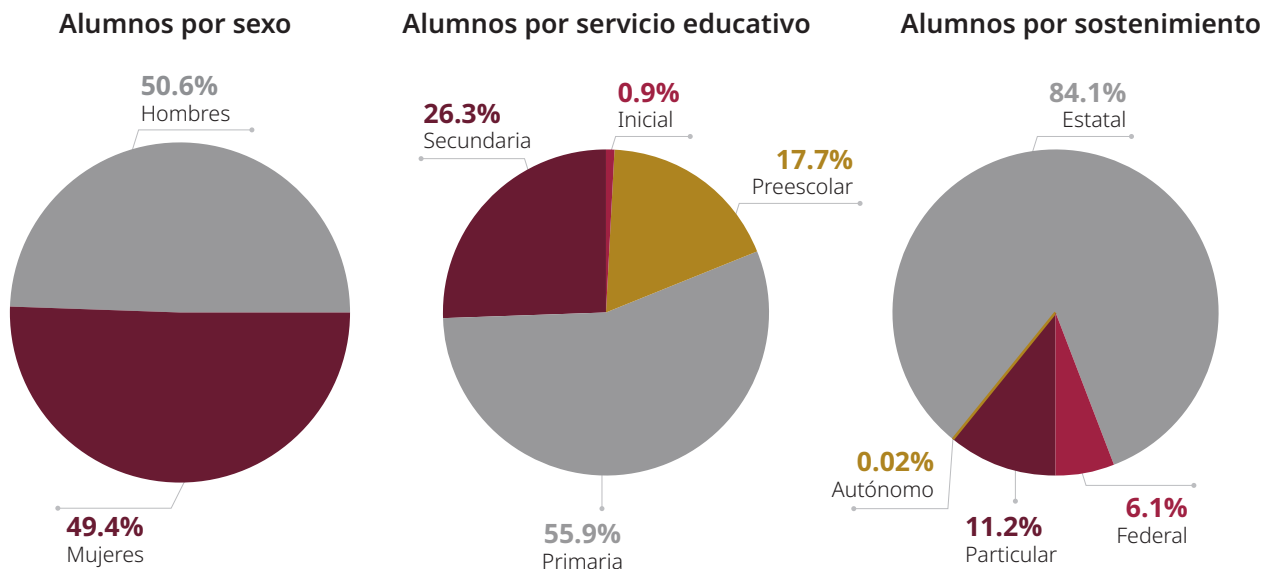
La educación básica comprende cuatro niveles educativos: la educación inicial, se sustenta en el mejoramiento de las prácticas de crianza a padres, madres, cuidadores y mujeres embarazadas, la enseñanza preescolar, en la que se imparten conocimientos elementales y se estimula la formación de hábitos; la primaria donde se inicia a los educandos en el conocimiento científico y las disciplinas sociales; y por último, la secundaria, donde se amplían y reafirman los conocimientos científicos por medio de la observación, la investigación y la práctica.

La Constitución Política de los Estados Unidos Mexicanos establece que la educación preescolar, primaria y secundaria es obligatoria. Los servicios de educación básica del país, están cercanos a alcanzar la cobertura universal prevista en el artículo 3o. Constitucional.

Aproximadamente, 90.6 de cada 100 mexicanos entre tres y catorce años de edad asisten a la escuela en este tipo educativo con el propósito fundamental de aprender a aprender y aprender a convivir. En esta etapa formativa, las y los alumnos adquieren los conocimientos y las habilidades intelectuales fundamentales, que les permitirán la sistematización de los procesos de aprendizaje y el desarrollo de valores que cimienten su formación integral como personas. Se brindan las bases y los elementos que todos los niños, niñas y jóvenes del país deben tener para desempeñarse activa y comprometidamente en los distintos ámbitos de la vida.

La mayor parte de los estudiantes del país se concentró en educación básica: con 23.9 millones de alumnos, representó el 72.3% de la matrícula del Sistema Educativo Nacional en el ciclo escolar 2023-2024. De éstos, 55.9% asistió a primaria, 26.3% a secundaria, 17.7% a preescolar y 0.9% a inicial. Los alumnos fueron atendidos por 1.2 millones de maestros, cifra que corresponde al 57.1% del total de docentes del país. Los servicios educativos se prestaron en 231,534 escuelas, 88.5% del total de escuelas del sistema educativo.

El 90.2% de los alumnos de educación básica asiste a escuelas públicas (84.1% en servicios coordinados por los gobiernos estatales y 6.1% en escuelas administradas por la federación) mientras que el 11.2% acude a escuelas particulares.



## Alumnos por sexo, sostenimiento y entidad federativa

| Entidad Federativa  | ALUMNOS POR SEXO  |                   |                   | ALUMNOS POR SOSTENIMIENTO |                   |              |                  |
|---------------------|-------------------|-------------------|-------------------|---------------------------|-------------------|--------------|------------------|
|                     | Total             | Mujeres           | Hombres           | Federal                   | Estatal           | Autónomo     | Particular       |
| Aguascalientes      | 291,901           | 144,308           | 147,593           | 2,779                     | 252,240           |              | 36,882           |
| Baja California     | 668,508           | 330,916           | 337,592           | 2,956                     | 561,424           |              | 104,128          |
| Baja California Sur | 152,250           | 75,451            | 76,799            | 2,228                     | 130,953           |              | 19,069           |
| Campeche            | 177,776           | 87,515            | 90,261            | 4,083                     | 158,105           |              | 15,588           |
| Coahuila            | 628,454           | 310,334           | 318,120           | 4,365                     | 522,272           |              | 101,817          |
| Colima              | 130,392           | 64,164            | 66,228            | 1,888                     | 108,226           |              | 20,278           |
| Chiapas             | 1,393,752         | 687,210           | 706,542           | 74,306                    | 1,276,242         |              | 43,204           |
| Chihuahua           | 708,940           | 350,434           | 358,506           | 9,036                     | 620,186           |              | 79,718           |
| Ciudad de México    | 1,350,850         | 667,778           | 683,072           | 1,090,755                 |                   | 2,870        | 257,225          |
| Durango             | 381,240           | 187,931           | 193,309           | 13,415                    | 333,684           | 91           | 34,050           |
| Guanajuato          | 1,228,357         | 605,536           | 622,821           | 10,833                    | 1,084,454         |              | 133,070          |
| Guerrero            | 760,960           | 375,383           | 385,577           | 16,582                    | 712,152           | 211          | 32,015           |
| Hidalgo             | 596,848           | 295,205           | 301,643           | 16,623                    | 523,123           |              | 57,102           |
| Jalisco             | 1,603,376         | 791,957           | 811,419           | 17,632                    | 1,349,790         |              | 235,954          |
| México              | 2,981,908         | 1,476,316         | 1,505,592         | 16,621                    | 2,649,810         | 39           | 315,438          |
| Michoacán           | 959,809           | 476,959           | 482,850           | 16,897                    | 827,772           |              | 115,140          |
| Morelos             | 345,971           | 171,394           | 174,577           | 2,187                     | 287,044           |              | 56,740           |
| Nayarit             | 244,075           | 120,189           | 123,886           | 5,926                     | 217,674           |              | 20,475           |
| Nuevo León          | 1,068,292         | 525,099           | 543,193           | 4,996                     | 902,149           |              | 161,147          |
| Oaxaca              | 884,581           | 438,416           | 446,165           | 17,625                    | 830,063           |              | 36,893           |
| Puebla              | 1,362,274         | 676,047           | 686,227           | 20,081                    | 1,212,579         | 305          | 129,309          |
| Querétaro           | 459,238           | 227,234           | 232,004           | 8,622                     | 363,666           |              | 86,950           |
| Quintana Roo        | 338,192           | 166,639           | 171,553           | 3,147                     | 287,528           |              | 47,517           |
| San Luis Potosí     | 555,160           | 273,714           | 281,446           | 13,299                    | 483,633           |              | 58,228           |
| Sinaloa             | 574,515           | 281,863           | 292,652           | 11,800                    | 484,485           | 678          | 77,552           |
| Sonora              | 528,438           | 260,177           | 268,261           | 4,082                     | 439,466           | 192          | 84,698           |
| Tabasco             | 513,331           | 252,375           | 260,956           | 9,246                     | 474,411           |              | 29,674           |
| Tamaulipas          | 632,857           | 312,777           | 320,080           | 6,454                     | 543,139           | 401          | 82,863           |
| Tlaxcala            | 271,975           | 134,575           | 137,400           | 4,079                     | 240,571           |              | 27,325           |
| Veracruz            | 1,352,474         | 666,514           | 685,960           | 27,130                    | 1,224,051         |              | 101,293          |
| Yucatán             | 408,602           | 200,935           | 207,667           | 4,506                     | 347,122           |              | 56,974           |
| Zacatecas           | 352,043           | 174,743           | 177,300           | 4,903                     | 322,502           | 333          | 24,305           |
| <b>Nacional</b>     | <b>23,907,339</b> | <b>11,810,088</b> | <b>12,097,251</b> | <b>1,449,082</b>          | <b>19,770,516</b> | <b>5,120</b> | <b>2,682,621</b> |

## Docentes por sexo, sostenimiento y entidad federativa

| Entidad Federativa  | DOCENTES POR SEXO |                |                | DOCENTES POR SOSTENIMIENTO |                |            |                |
|---------------------|-------------------|----------------|----------------|----------------------------|----------------|------------|----------------|
|                     | Total             | Mujeres        | Hombres        | Federal                    | Estatal        | Autónomo   | Particular     |
| Aguascalientes      | 13,523            | 9,769          | 3,754          | 238                        | 10,943         |            | 2,342          |
| Baja California     | 32,825            | 23,710         | 9,115          | 222                        | 26,776         |            | 5,827          |
| Baja California Sur | 7,562             | 5,217          | 2,345          | 187                        | 6,115          |            | 1,260          |
| Campeche            | 9,441             | 5,821          | 3,620          | 400                        | 7,879          |            | 1,162          |
| Coahuila            | 29,848            | 21,967         | 7,881          | 431                        | 23,683         |            | 5,734          |
| Colima              | 7,876             | 5,600          | 2,276          | 181                        | 6,439          |            | 1,256          |
| Chiapas             | 64,021            | 36,876         | 27,145         | 7,146                      | 53,417         |            | 3,458          |
| Chihuahua           | 33,162            | 24,598         | 8,564          | 1,014                      | 28,401         |            | 3,747          |
| Ciudad de México    | 73,747            | 56,098         | 17,649         | 53,633                     |                | 260        | 19,854         |
| Durango             | 22,164            | 14,164         | 8,000          | 1,698                      | 18,539         |            | 1,927          |
| Guanajuato          | 55,870            | 40,655         | 15,215         | 1,196                      | 46,046         |            | 8,628          |
| Guerrero            | 44,802            | 29,306         | 15,496         | 1,678                      | 40,635         | 12         | 2,477          |
| Hidalgo             | 33,983            | 24,311         | 9,672          | 1,935                      | 27,339         |            | 4,709          |
| Jalisco             | 78,913            | 54,629         | 24,284         | 2,072                      | 63,091         |            | 13,750         |
| México              | 141,116           | 105,199        | 35,917         | 1,542                      | 118,046        | 2          | 21,526         |
| Michoacán           | 54,869            | 34,450         | 20,419         | 1,934                      | 45,551         |            | 7,384          |
| Morelos             | 19,001            | 14,408         | 4,593          | 190                        | 13,625         |            | 5,186          |
| Nayarit             | 13,894            | 9,505          | 4,389          | 592                        | 11,920         |            | 1,382          |
| Nuevo León          | 49,643            | 36,732         | 12,911         | 690                        | 39,452         |            | 9,501          |
| Oaxaca              | 53,086            | 36,494         | 16,592         | 2,149                      | 47,788         |            | 3,149          |
| Puebla              | 63,027            | 47,448         | 15,579         | 2,111                      | 51,736         | 18         | 9,162          |
| Querétaro           | 20,459            | 15,842         | 4,617          | 1,019                      | 13,664         |            | 5,776          |
| Quintana Roo        | 16,212            | 10,543         | 5,669          | 326                        | 12,874         |            | 3,012          |
| San Luis Potosí     | 32,300            | 22,344         | 9,956          | 1,636                      | 26,988         |            | 3,676          |
| Sinaloa             | 33,147            | 24,095         | 9,052          | 1,552                      | 26,700         | 58         | 4,837          |
| Sonora              | 26,296            | 18,310         | 7,986          | 424                        | 20,817         | 13         | 5,042          |
| Tabasco             | 22,780            | 15,930         | 6,850          | 930                        | 19,590         |            | 2,260          |
| Tamaulipas          | 32,882            | 24,158         | 8,724          | 874                        | 26,146         | 21         | 5,841          |
| Tlaxcala            | 14,053            | 9,939          | 4,114          | 396                        | 11,638         |            | 2,019          |
| Veracruz            | 88,522            | 62,454         | 26,068         | 3,276                      | 77,041         |            | 8,205          |
| Yucatán             | 24,289            | 16,874         | 7,415          | 508                        | 19,754         |            | 4,027          |
| Zacatecas           | 18,420            | 11,609         | 6,811          | 594                        | 16,186         | 16         | 1,624          |
| <b>Nacional</b>     | <b>1,231,733</b>  | <b>869,055</b> | <b>362,678</b> | <b>92,774</b>              | <b>958,819</b> | <b>400</b> | <b>179,740</b> |

\* Conjunto de individuos adscritos a un centro de trabajo, de acuerdo a la función que realizan en el mismo. A cada uno se le considera tantas veces como en centros de trabajo esté adscrito.

## Docentes por sexo, nivel de escolaridad y entidad federativa

Inicia

| Entidad Federativa  | DOCENTES TOTAL   |                |                | BÁSICA       |            |            | MEDIA SUPERIOR |              |              |
|---------------------|------------------|----------------|----------------|--------------|------------|------------|----------------|--------------|--------------|
|                     | Total            | Mujeres        | Hombres        | Total        | Mujeres    | Hombres    | Total          | Mujeres      | Hombres      |
| Aguascalientes      | 13,523           | 9,769          | 3,754          | 5            | 2          | 3          | 149            | 67           | 82           |
| Baja California     | 32,825           | 23,710         | 9,115          | 13           | 4          | 9          | 289            | 142          | 147          |
| Baja California Sur | 7,562            | 5,217          | 2,345          | 7            | 3          | 4          | 86             | 35           | 51           |
| Campeche            | 9,441            | 5,821          | 3,620          | 15           | 8          | 7          | 67             | 35           | 32           |
| Coahuila            | 29,848           | 21,967         | 7,881          | 17           | 8          | 9          | 709            | 367          | 342          |
| Colima              | 7,876            | 5,600          | 2,276          | 3            | 2          | 1          | 102            | 47           | 55           |
| Chiapas             | 64,021           | 36,876         | 27,145         | 82           | 42         | 40         | 1,327          | 645          | 682          |
| Chihuahua           | 33,162           | 24,598         | 8,564          | 17           | 10         | 7          | 324            | 165          | 159          |
| Ciudad de México    | 73,747           | 56,098         | 17,649         | 26           | 22         | 4          | 1,397          | 868          | 529          |
| Durango             | 22,164           | 14,164         | 8,000          | 62           | 33         | 29         | 261            | 130          | 131          |
| Guanajuato          | 55,870           | 40,655         | 15,215         | 36           | 29         | 7          | 347            | 199          | 148          |
| Guerrero            | 44,802           | 29,306         | 15,496         | 18           | 8          | 10         | 1,062          | 529          | 533          |
| Hidalgo             | 33,983           | 24,311         | 9,672          | 25           | 12         | 13         | 539            | 279          | 260          |
| Jalisco             | 78,913           | 54,629         | 24,284         | 63           | 42         | 21         | 558            | 310          | 248          |
| México              | 141,116          | 105,199        | 35,917         | 123          | 51         | 72         | 1,423          | 755          | 668          |
| Michoacán           | 54,869           | 34,450         | 20,419         | 101          | 78         | 23         | 901            | 512          | 389          |
| Morelos             | 19,001           | 14,408         | 4,593          | 5            | 3          | 2          | 182            | 100          | 82           |
| Nayarit             | 13,894           | 9,505          | 4,389          | 4            | 2          | 2          | 139            | 77           | 62           |
| Nuevo León          | 49,643           | 36,732         | 12,911         | 6            | 4          | 2          | 585            | 358          | 227          |
| Oaxaca              | 53,086           | 36,494         | 16,592         | 67           | 49         | 18         | 2,633          | 1,645        | 988          |
| Puebla              | 63,027           | 47,448         | 15,579         | 47           | 25         | 22         | 989            | 623          | 366          |
| Querétaro           | 20,459           | 15,842         | 4,617          | 12           | 8          | 4          | 230            | 163          | 67           |
| Quintana Roo        | 16,212           | 10,543         | 5,669          | 4            | 2          | 2          | 161            | 85           | 76           |
| San Luis Potosí     | 32,300           | 22,344         | 9,956          | 9            | 2          | 7          | 440            | 235          | 205          |
| Sinaloa             | 33,147           | 24,095         | 9,052          | 64           | 58         | 6          | 447            | 305          | 142          |
| Sonora              | 26,296           | 18,310         | 7,986          | 17           | 11         | 6          | 262            | 156          | 106          |
| Tabasco             | 22,780           | 15,930         | 6,850          | 27           | 23         | 4          | 111            | 53           | 58           |
| Tamaulipas          | 32,882           | 24,158         | 8,724          | 23           | 17         | 6          | 452            | 231          | 221          |
| Tlaxcala            | 14,053           | 9,939          | 4,114          | 4            | 2          | 2          | 272            | 115          | 157          |
| Veracruz            | 88,522           | 62,454         | 26,068         | 26           | 12         | 14         | 458            | 225          | 233          |
| Yucatán             | 24,289           | 16,874         | 7,415          | 59           | 33         | 26         | 302            | 166          | 136          |
| Zacatecas           | 18,420           | 11,609         | 6,811          | 123          | 118        | 5          | 410            | 322          | 88           |
| <b>Nacional</b>     | <b>1,231,733</b> | <b>869,055</b> | <b>362,678</b> | <b>1,110</b> | <b>723</b> | <b>387</b> | <b>17,614</b>  | <b>9,944</b> | <b>7,670</b> |

\* Conjunto de individuos adscritos a un centro de trabajo, de acuerdo a la función que realizan en el mismo. A cada uno se le considera tantas veces como en centros de trabajo esté adscrito.

## Docentes por sexo, nivel de escolaridad y entidad federativa

Continúa

| Entidad Federativa  | NORMAL PREESCOLAR |               |            | NORMAL PRIMARIA |               |               | NORMAL SUPERIOR |               |               |
|---------------------|-------------------|---------------|------------|-----------------|---------------|---------------|-----------------|---------------|---------------|
|                     | Total             | Mujeres       | Hombres    | Total           | Mujeres       | Hombres       | Total           | Mujeres       | Hombres       |
| Aguascalientes      | 101               | 97            | 4          | 162             | 113           | 49            | 1,619           | 924           | 695           |
| Baja California     | 312               | 304           | 8          | 469             | 333           | 136           | 1,209           | 818           | 391           |
| Baja California Sur | 70                | 68            | 2          | 103             | 68            | 35            | 974             | 617           | 357           |
| Campeche            | 119               | 116           | 3          | 128             | 50            | 78            | 859             | 410           | 449           |
| Coahuila            | 359               | 351           | 8          | 828             | 602           | 226           | 3,762           | 2,260         | 1,502         |
| Colima              | 56                | 54            | 2          | 72              | 45            | 27            | 290             | 181           | 109           |
| Chiapas             | 530               | 497           | 33         | 1,525           | 617           | 908           | 4,245           | 1,861         | 2,384         |
| Chihuahua           | 666               | 652           | 14         | 740             | 539           | 201           | 2,377           | 1,454         | 923           |
| Ciudad de México    | 413               | 408           | 5          | 2,114           | 1,723         | 391           | 6,891           | 4,648         | 2,243         |
| Durango             | 115               | 112           | 3          | 354             | 224           | 130           | 1,385           | 803           | 582           |
| Guanajuato          | 423               | 413           | 10         | 1,053           | 693           | 360           | 2,330           | 1,362         | 968           |
| Guerrero            | 353               | 341           | 12         | 888             | 471           | 417           | 2,024           | 1,218         | 806           |
| Hidalgo             | 260               | 248           | 12         | 973             | 618           | 355           | 7,156           | 4,518         | 2,638         |
| Jalisco             | 931               | 912           | 19         | 1,332           | 946           | 386           | 5,162           | 3,036         | 2,126         |
| México              | 395               | 379           | 16         | 2,317           | 1,569         | 748           | 4,900           | 3,201         | 1,699         |
| Michoacán           | 970               | 852           | 118        | 3,153           | 1,929         | 1,224         | 3,886           | 1,988         | 1,898         |
| Morelos             | 124               | 121           | 3          | 622             | 460           | 162           | 1,899           | 1,212         | 687           |
| Nayarit             | 89                | 85            | 4          | 96              | 51            | 45            | 1,684           | 922           | 762           |
| Nuevo León          | 979               | 972           | 7          | 2,057           | 1,473         | 584           | 6,277           | 3,278         | 2,999         |
| Oaxaca              | 2,185             | 2,129         | 56         | 5,370           | 4,895         | 475           | 4,949           | 2,578         | 2,371         |
| Puebla              | 330               | 322           | 8          | 2,570           | 1,761         | 809           | 5,927           | 3,591         | 2,336         |
| Querétaro           | 150               | 143           | 7          | 306             | 207           | 99            | 1,057           | 656           | 401           |
| Quintana Roo        | 189               | 185           | 4          | 193             | 94            | 99            | 1,211           | 650           | 561           |
| San Luis Potosí     | 209               | 183           | 26         | 759             | 473           | 286           | 3,091           | 1,592         | 1,499         |
| Sinaloa             | 379               | 375           | 4          | 428             | 312           | 116           | 1,804           | 1,195         | 609           |
| Sonora              | 252               | 249           | 3          | 301             | 166           | 135           | 1,402           | 822           | 580           |
| Tabasco             | 280               | 273           | 7          | 613             | 345           | 268           | 609             | 279           | 330           |
| Tamaulipas          | 589               | 575           | 14         | 832             | 565           | 267           | 2,546           | 1,547         | 999           |
| Tlaxcala            | 153               | 147           | 6          | 424             | 315           | 109           | 281             | 199           | 82            |
| Veracruz            | 703               | 672           | 31         | 2,318           | 1,338         | 980           | 6,533           | 3,807         | 2,726         |
| Yucatán             | 294               | 274           | 20         | 440             | 282           | 158           | 2,768           | 1,642         | 1,126         |
| Zacatecas           | 72                | 67            | 5          | 229             | 112           | 117           | 712             | 367           | 345           |
| <b>Nacional</b>     | <b>13,050</b>     | <b>12,576</b> | <b>474</b> | <b>33,769</b>   | <b>23,389</b> | <b>10,380</b> | <b>91,819</b>   | <b>53,636</b> | <b>38,183</b> |

\* Conjunto de individuos adscritos a un centro de trabajo, de acuerdo a la función que realizan en el mismo. A cada uno se le considera tantas veces como en centros de trabajo esté adscrito.

## Docentes por sexo, nivel de escolaridad y entidad federativa

Concluye

| Entidad Federativa  | LICENCIATURA   |                |                | POSGRADO       |                |               | OTROS         |               |              |
|---------------------|----------------|----------------|----------------|----------------|----------------|---------------|---------------|---------------|--------------|
|                     | Total          | Mujeres        | Hombres        | Total          | Mujeres        | Hombres       | Total         | Mujeres       | Hombres      |
| Aguascalientes      | 9,138          | 6,783          | 2,355          | 1,836          | 1,344          | 492           | 513           | 439           | 74           |
| Baja California     | 24,880         | 17,989         | 6,891          | 5,131          | 3,695          | 1,436         | 522           | 425           | 97           |
| Baja California Sur | 5,287          | 3,721          | 1,566          | 759            | 475            | 284           | 276           | 230           | 46           |
| Campeche            | 6,838          | 4,264          | 2,574          | 904            | 575            | 329           | 511           | 363           | 148          |
| Coahuila            | 19,469         | 14,584         | 4,885          | 3,773          | 2,995          | 778           | 931           | 800           | 131          |
| Colima              | 5,606          | 3,962          | 1,644          | 1,450          | 1,029          | 421           | 297           | 280           | 17           |
| Chiapas             | 39,225         | 22,228         | 16,997         | 9,458          | 5,957          | 3,501         | 7,629         | 5,029         | 2,600        |
| Chihuahua           | 22,446         | 16,742         | 5,704          | 5,023          | 3,799          | 1,224         | 1,569         | 1,237         | 332          |
| Ciudad de México    | 54,272         | 41,591         | 12,681         | 6,181          | 4,501          | 1,680         | 2,453         | 2,337         | 116          |
| Durango             | 14,501         | 8,940          | 5,561          | 3,548          | 2,297          | 1,251         | 1,938         | 1,625         | 313          |
| Guanajuato          | 42,247         | 30,888         | 11,359         | 7,600          | 5,558          | 2,042         | 1,834         | 1,513         | 321          |
| Guerrero            | 34,375         | 22,443         | 11,932         | 4,080          | 2,743          | 1,337         | 2,002         | 1,553         | 449          |
| Hidalgo             | 19,612         | 14,364         | 5,248          | 3,306          | 2,433          | 873           | 2,112         | 1,839         | 273          |
| Jalisco             | 55,308         | 38,352         | 16,956         | 12,548         | 8,363          | 4,185         | 3,011         | 2,668         | 343          |
| México              | 90,454         | 67,437         | 23,017         | 38,881         | 29,639         | 9,242         | 2,623         | 2,168         | 455          |
| Michoacán           | 36,845         | 22,728         | 14,117         | 6,515          | 4,334          | 2,181         | 2,498         | 2,029         | 469          |
| Morelos             | 13,522         | 10,454         | 3,068          | 2,098          | 1,576          | 522           | 549           | 482           | 67           |
| Nayarit             | 8,409          | 5,750          | 2,659          | 2,738          | 2,050          | 688           | 735           | 568           | 167          |
| Nuevo León          | 33,188         | 25,671         | 7,517          | 5,575          | 4,068          | 1,507         | 976           | 908           | 68           |
| Oaxaca              | 31,332         | 20,785         | 10,547         | 4,044          | 2,491          | 1,553         | 2,506         | 1,922         | 584          |
| Puebla              | 42,653         | 32,813         | 9,840          | 7,949          | 6,180          | 1,769         | 2,562         | 2,133         | 429          |
| Querétaro           | 15,287         | 11,859         | 3,428          | 2,043          | 1,560          | 483           | 1,374         | 1,246         | 128          |
| Quintana Roo        | 11,894         | 7,663          | 4,231          | 2,023          | 1,410          | 613           | 537           | 454           | 83           |
| San Luis Potosí     | 21,101         | 14,718         | 6,383          | 4,943          | 3,659          | 1,284         | 1,748         | 1,482         | 266          |
| Sinaloa             | 24,177         | 17,141         | 7,036          | 3,311          | 2,382          | 929           | 2,537         | 2,327         | 210          |
| Sonora              | 16,519         | 11,640         | 4,879          | 6,722          | 4,513          | 2,209         | 821           | 753           | 68           |
| Tabasco             | 16,484         | 11,361         | 5,123          | 3,429          | 2,594          | 835           | 1,227         | 1,002         | 225          |
| Tamaulipas          | 22,306         | 16,405         | 5,901          | 4,530          | 3,321          | 1,209         | 1,604         | 1,497         | 107          |
| Tlaxcala            | 11,303         | 7,985          | 3,318          | 1,143          | 781            | 362           | 473           | 395           | 78           |
| Veracruz            | 65,586         | 46,572         | 19,014         | 9,137          | 6,709          | 2,428         | 3,761         | 3,119         | 642          |
| Yucatán             | 16,020         | 11,274         | 4,746          | 3,757          | 2,658          | 1,099         | 649           | 545           | 104          |
| Zacatecas           | 12,107         | 7,310          | 4,797          | 3,925          | 2,555          | 1,370         | 842           | 758           | 84           |
| <b>Nacional</b>     | <b>842,391</b> | <b>596,417</b> | <b>245,974</b> | <b>178,360</b> | <b>128,244</b> | <b>50,116</b> | <b>53,620</b> | <b>44,126</b> | <b>9,494</b> |

\* Conjunto de individuos adscritos a un centro de trabajo, de acuerdo a la función que realizan en el mismo. A cada uno se le considera tantas veces como en centros de trabajo esté adscrito.

## Escuelas por sostenimiento y entidad federativa

| Entidad Federativa  | ESCUELAS       |               |                |           |               |
|---------------------|----------------|---------------|----------------|-----------|---------------|
|                     | Total          | Federal       | Estatal        | Autónomo  | Particular    |
| Aguascalientes      | 1,845          | 186           | 1,264          |           | 395           |
| Baja California     | 3,799          | 156           | 2,594          |           | 1,049         |
| Baja California Sur | 1,109          | 184           | 705            |           | 220           |
| Campeche            | 1,988          | 348           | 1,456          |           | 184           |
| Coahuila            | 4,458          | 379           | 3,091          |           | 988           |
| Colima              | 1,141          | 128           | 776            |           | 237           |
| Chiapas             | 19,054         | 5,467         | 12,990         |           | 597           |
| Chihuahua           | 5,945          | 975           | 4,208          |           | 762           |
| Ciudad de México    | 7,457          | 4,407         |                | 14        | 3,036         |
| Durango             | 5,394          | 1,449         | 3,607          | 2         | 336           |
| Guanajuato          | 10,523         | 1,050         | 8,120          |           | 1,353         |
| Guerrero            | 10,704         | 1,619         | 8,667          | 2         | 416           |
| Hidalgo             | 7,771          | 1,805         | 5,183          |           | 783           |
| Jalisco             | 13,227         | 1,998         | 9,016          |           | 2,213         |
| México              | 19,728         | 1,354         | 14,674         | 1         | 3,699         |
| Michoacán           | 11,532         | 1,786         | 8,601          |           | 1,145         |
| Morelos             | 3,218          | 147           | 1,794          |           | 1,277         |
| Nayarit             | 3,039          | 607           | 2,180          |           | 252           |
| Nuevo León          | 6,766          | 689           | 4,769          |           | 1,308         |
| Oaxaca              | 13,666         | 1,954         | 11,171         |           | 541           |
| Puebla              | 12,197         | 1,788         | 8,789          | 2         | 1,618         |
| Querétaro           | 3,898          | 878           | 2,114          |           | 906           |
| Quintana Roo        | 2,329          | 284           | 1,588          |           | 457           |
| San Luis Potosí     | 8,236          | 1,704         | 5,885          |           | 647           |
| Sinaloa             | 6,211          | 1,335         | 4,238          | 4         | 634           |
| Sonora              | 4,327          | 378           | 3,157          | 2         | 790           |
| Tabasco             | 5,150          | 866           | 3,964          |           | 320           |
| Tamaulipas          | 5,574          | 772           | 3,691          | 3         | 1,108         |
| Tlaxcala            | 2,053          | 308           | 1,368          |           | 377           |
| Veracruz            | 20,940         | 2,943         | 16,561         |           | 1,436         |
| Yucatán             | 3,493          | 489           | 2,365          |           | 639           |
| Zacatecas           | 4,762          | 642           | 3,815          | 2         | 303           |
| <b>Nacional</b>     | <b>231,534</b> | <b>39,075</b> | <b>162,401</b> | <b>32</b> | <b>30,026</b> |

## Grupos por sostenimiento y entidad federativa

| Entidad Federativa  | GRUPOS           |               |                |            |                |
|---------------------|------------------|---------------|----------------|------------|----------------|
|                     | Total            | Federal       | Estatal        | Autónomo   | Particular     |
| Aguascalientes      | 10,492           | 219           | 8,307          |            | 1,966          |
| Baja California     | 25,979           | 201           | 20,777         |            | 5,001          |
| Baja California Sur | 6,609            | 229           | 5,349          |            | 1,031          |
| Campeche            | 8,240            | 368           | 6,958          |            | 914            |
| Coahuila            | 24,036           | 412           | 18,352         |            | 5,272          |
| Colima              | 6,223            | 167           | 4,920          |            | 1,136          |
| Chiapas             | 60,323           | 5,492         | 52,277         |            | 2,554          |
| Chihuahua           | 29,091           | 1,041         | 24,914         |            | 3,136          |
| Ciudad de México    | 57,972           | 42,422        |                | 109        | 15,441         |
| Durango             | 19,788           | 1,466         | 16,611         | 8          | 1,703          |
| Guanajuato          | 48,982           | 1,136         | 41,003         |            | 6,843          |
| Guerrero            | 42,027           | 1,646         | 38,548         | 12         | 1,821          |
| Hidalgo             | 30,666           | 1,834         | 25,263         |            | 3,569          |
| Jalisco             | 63,208           | 2,060         | 50,219         |            | 10,929         |
| México              | 122,879          | 1,521         | 103,351        | 3          | 18,004         |
| Michoacán           | 53,275           | 1,847         | 45,634         |            | 5,794          |
| Morelos             | 15,748           | 169           | 11,679         |            | 3,900          |
| Nayarit             | 11,546           | 642           | 9,777          |            | 1,127          |
| Nuevo León          | 42,207           | 749           | 33,126         |            | 8,332          |
| Oaxaca              | 51,805           | 2,008         | 47,342         |            | 2,455          |
| Puebla              | 55,994           | 1,857         | 46,621         | 18         | 7,498          |
| Querétaro           | 17,686           | 894           | 12,058         |            | 4,734          |
| Quintana Roo        | 12,999           | 312           | 10,309         |            | 2,378          |
| San Luis Potosí     | 29,516           | 1,729         | 24,769         |            | 3,018          |
| Sinaloa             | 25,250           | 1,373         | 20,203         | 30         | 3,644          |
| Sonora              | 23,490           | 440           | 18,723         | 13         | 4,314          |
| Tabasco             | 20,440           | 898           | 17,895         |            | 1,647          |
| Tamaulipas          | 27,467           | 869           | 21,755         | 21         | 4,822          |
| Tlaxcala            | 11,439           | 318           | 9,539          |            | 1,582          |
| Veracruz            | 81,679           | 3,001         | 72,602         |            | 6,076          |
| Yucatán             | 18,693           | 499           | 15,055         |            | 3,139          |
| Zacatecas           | 17,779           | 663           | 15,737         | 16         | 1,363          |
| <b>Nacional</b>     | <b>1,073,528</b> | <b>78,482</b> | <b>849,673</b> | <b>230</b> | <b>145,143</b> |

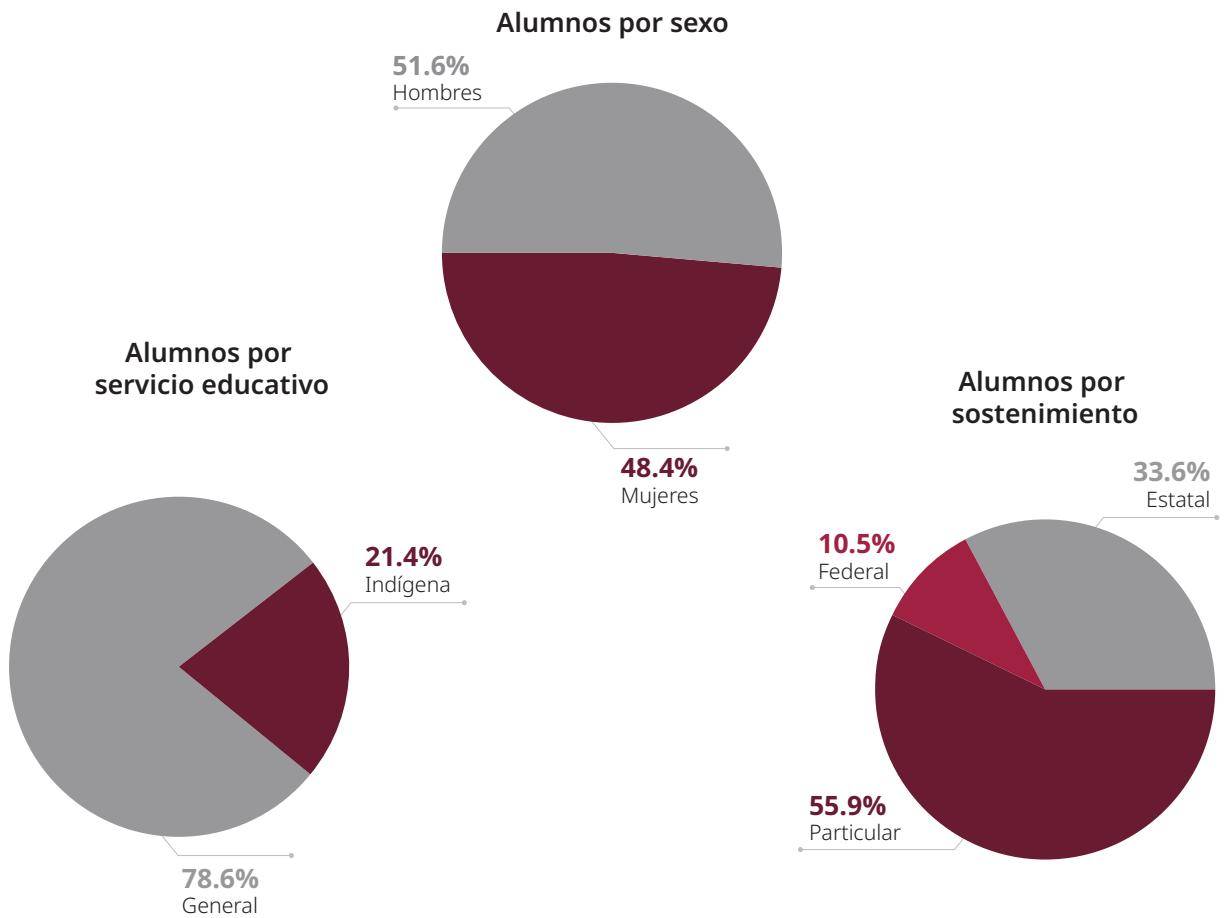
# INICIAL



Con la reforma al Artículo 3o. Constitucional, publicada el 15 de mayo de 2019, se establece que la educación inicial es un derecho de la niñez y dispone que el Estado la impartirá y la garantizará, además de que será responsable de concientizar acerca de la importancia que ésta tiene para promover el desarrollo integral de niñas y niños, desde los cero a los dos años 11 meses de edad, y se sustenta en el mejoramiento de las prácticas de crianza a padres, madres, cuidadores y mujeres embarazadas, sin tener como condición realizar estas actividades en un centro escolar.

La creación de la Política Nacional de Educación Inicial (PNEI) es, sin duda, un logro en materia de primera infancia en el país. Impulsada bajo la rectoría de la Secretaría de Educación Pública (SEP) y publicada el 18 de marzo del 2022 en el Diario Oficial de la Federación, la PNEI cumple con lo mandado en la reforma constitucional en materia educativa del 15 de mayo del 2019. La PNEI ha logrado apuntalar a la educación inicial en México, ya que tiene como propósito favorecer el desarrollo integral de las niñas y niños de cero a tres años por medio de la provisión de servicios de calidad sensibles a la diversidad cultural y social.

La educación inicial conformó el 0.9% de la matrícula total de la educación básica, al atender a 225,404 niños, con el apoyo de 10,327 docentes. El proyecto se desarrolló con una participación del 33.6% de los servicios coordinados por los gobiernos estatales, 55.9% de particulares y 10.5% federal.



**Alumnos por grado, docentes, escuelas y grupos por entidad federativa**

| Entidad Federativa  | ALUMNOS        |               |               |               | DOCENTES*     | ESCUELAS     | GRUPOS        |
|---------------------|----------------|---------------|---------------|---------------|---------------|--------------|---------------|
|                     | Total          | Primero       | Segundo       | Tercero       |               |              |               |
| Aguascalientes      | 4,337          | 1,077         | 1,650         | 1,610         | 218           | 69           | 319           |
| Baja California     | 7,565          | 1,783         | 2,428         | 3,354         | 170           | 81           | 436           |
| Baja California Sur | 2,169          | 498           | 803           | 868           | 60            | 32           | 169           |
| Campeche            | 3,396          | 1,209         | 1,462         | 725           | 181           | 143          | 318           |
| Coahuila            | 9,547          | 1,867         | 3,293         | 4,387         | 223           | 141          | 654           |
| Colima              | 3,642          | 708           | 1,155         | 1,779         | 113           | 50           | 246           |
| Chiapas             | 6,712          | 2,406         | 2,832         | 1,474         | 329           | 264          | 440           |
| Chihuahua           | 9,358          | 2,266         | 3,101         | 3,991         | 216           | 109          | 578           |
| Ciudad de México    | 15,956         | 2,908         | 6,123         | 6,925         | 767           | 408          | 1,364         |
| Durango             | 5,160          | 1,509         | 1,991         | 1,660         | 193           | 96           | 286           |
| Guanajuato          | 8,269          | 1,849         | 2,750         | 3,670         | 216           | 91           | 500           |
| Guerrero            | 3,750          | 842           | 1,862         | 1,046         | 206           | 78           | 212           |
| Hidalgo             | 4,589          | 1,365         | 1,805         | 1,419         | 333           | 167          | 348           |
| Jalisco             | 11,217         | 2,683         | 4,300         | 4,234         | 643           | 180          | 752           |
| México              | 14,187         | 2,507         | 4,843         | 6,837         | 557           | 332          | 1,106         |
| Michoacán           | 12,298         | 3,385         | 5,709         | 3,204         | 700           | 260          | 1,078         |
| Morelos             | 4,297          | 699           | 1,552         | 2,046         | 312           | 192          | 441           |
| Nayarit             | 2,871          | 645           | 1,077         | 1,149         | 105           | 41           | 175           |
| Nuevo León          | 10,792         | 2,470         | 4,027         | 4,295         | 269           | 128          | 670           |
| Oaxaca              | 8,496          | 3,849         | 3,805         | 842           | 428           | 376          | 546           |
| Puebla              | 5,630          | 1,436         | 2,151         | 2,043         | 411           | 167          | 493           |
| Querétaro           | 4,895          | 951           | 1,559         | 2,385         | 223           | 132          | 355           |
| Quintana Roo        | 3,016          | 998           | 1,137         | 881           | 143           | 76           | 226           |
| San Luis Potosí     | 8,627          | 3,178         | 3,917         | 1,532         | 325           | 292          | 570           |
| Sinaloa             | 10,663         | 2,880         | 3,805         | 3,978         | 844           | 187          | 642           |
| Sonora              | 10,337         | 2,834         | 3,746         | 3,757         | 326           | 186          | 634           |
| Tabasco             | 4,437          | 1,488         | 2,355         | 594           | 224           | 156          | 280           |
| Tamaulipas          | 8,493          | 1,947         | 3,045         | 3,501         | 719           | 142          | 731           |
| Tlaxcala            | 2,418          | 226           | 704           | 1,488         | 101           | 60           | 198           |
| Veracruz            | 6,224          | 1,502         | 2,445         | 2,277         | 302           | 157          | 518           |
| Yucatán             | 7,610          | 2,632         | 3,099         | 1,879         | 327           | 170          | 513           |
| Zacatecas           | 4,446          | 1,101         | 1,617         | 1,728         | 143           | 70           | 299           |
| <b>Nacional</b>     | <b>225,404</b> | <b>57,698</b> | <b>86,148</b> | <b>81,558</b> | <b>10,327</b> | <b>5,033</b> | <b>16,097</b> |

\* Conjunto de individuos adscritos a un centro de trabajo, de acuerdo a la función que realizan en el mismo. A cada uno se le considera tantas veces como en centros de trabajo esté adscrito.

**Alumnos por sexo, sostenimiento y entidad federativa**

| Entidad Federativa  | ALUMNOS POR SEXO |                |                | ALUMNOS POR SOSTENIMIENTO |               |              |                |
|---------------------|------------------|----------------|----------------|---------------------------|---------------|--------------|----------------|
|                     | Total            | Mujeres        | Hombres        | Federal                   | Estatal       | Autónomo     | Particular     |
| Aguascalientes      | 4,337            | 2,072          | 2,265          | 247                       | 274           |              | 3,816          |
| Baja California     | 7,565            | 3,683          | 3,882          | 902                       | 317           |              | 6,346          |
| Baja California Sur | 2,169            | 1,017          | 1,152          | 581                       | 613           |              | 975            |
| Campeche            | 3,396            | 1,699          | 1,697          | 104                       | 2,772         |              | 520            |
| Coahuila            | 9,547            | 4,571          | 4,976          | 634                       | 1,476         |              | 7,437          |
| Colima              | 3,642            | 1,681          | 1,961          | 197                       | 266           |              | 3,179          |
| Chiapas             | 6,712            | 3,308          | 3,404          | 173                       | 5,020         |              | 1,519          |
| Chihuahua           | 9,358            | 4,529          | 4,829          | 864                       | 1,376         |              | 7,118          |
| Ciudad de México    | 15,956           | 7,670          | 8,286          | 9,872                     |               | 364          | 5,720          |
| Durango             | 5,160            | 2,509          | 2,651          | 262                       | 1,813         | 38           | 3,047          |
| Guanajuato          | 8,269            | 3,957          | 4,312          | 536                       | 997           |              | 6,736          |
| Guerrero            | 3,750            | 1,791          | 1,959          | 202                       | 1,903         | 87           | 1,558          |
| Hidalgo             | 4,589            | 2,234          | 2,355          | 191                       | 2,422         |              | 1,976          |
| Jalisco             | 11,217           | 5,270          | 5,947          | 584                       | 1,309         |              | 9,324          |
| México              | 14,187           | 6,833          | 7,354          | 2,851                     | 5,905         | 39           | 5,392          |
| Michoacán           | 12,298           | 5,980          | 6,318          | 171                       | 7,389         |              | 4,738          |
| Morelos             | 4,297            | 2,069          | 2,228          | 198                       | 935           |              | 3,164          |
| Nayarit             | 2,871            | 1,459          | 1,412          | 730                       | 452           |              | 1,689          |
| Nuevo León          | 10,792           | 5,267          | 5,525          | 838                       | 2,414         |              | 7,540          |
| Oaxaca              | 8,496            | 4,212          | 4,284          | 477                       | 7,755         |              | 264            |
| Puebla              | 5,630            | 2,759          | 2,871          | 587                       | 1,654         | 113          | 3,276          |
| Querétaro           | 4,895            | 2,391          | 2,504          | 57                        | 340           |              | 4,498          |
| Quintana Roo        | 3,016            | 1,445          | 1,571          | 99                        | 1,474         |              | 1,443          |
| San Luis Potosí     | 8,627            | 4,167          | 4,460          | 343                       | 5,262         |              | 3,022          |
| Sinaloa             | 10,663           | 5,059          | 5,604          | 275                       | 3,643         | 229          | 6,516          |
| Sonora              | 10,337           | 5,030          | 5,307          | 655                       | 2,302         | 73           | 7,307          |
| Tabasco             | 4,437            | 2,153          | 2,284          | 139                       | 3,928         |              | 370            |
| Tamaulipas          | 8,493            | 4,101          | 4,392          | 523                       | 1,532         | 147          | 6,291          |
| Tlaxcala            | 2,418            | 1,225          | 1,193          | 37                        | 1,737         |              | 644            |
| Veracruz            | 6,224            | 2,970          | 3,254          | 228                       | 1,487         |              | 4,509          |
| Yucatán             | 7,610            | 3,727          | 3,883          | 33                        | 5,142         |              | 2,435          |
| Zacatecas           | 4,446            | 2,146          | 2,300          | 157                       | 640           | 114          | 3,535          |
| <b>Nacional</b>     | <b>225,404</b>   | <b>108,984</b> | <b>116,420</b> | <b>23,747</b>             | <b>74,549</b> | <b>1,204</b> | <b>125,904</b> |

**Alumnos por sexo, sostenimiento y entidad federativa**

| Entidad Federativa  | ALUMNOS POR SEXO |               |               | ALUMNOS POR SOSTENIMIENTO |               |            |               |
|---------------------|------------------|---------------|---------------|---------------------------|---------------|------------|---------------|
|                     | Total            | Mujeres       | Hombres       | Federal                   | Estatal       | Autónomo   | Particular    |
| Aguascalientes      | 1,077            | 517           | 560           | 66                        | 69            |            | 942           |
| Baja California     | 1,783            | 834           | 949           | 202                       | 105           |            | 1,476         |
| Baja California Sur | 498              | 231           | 267           | 107                       | 165           |            | 226           |
| Campeche            | 1,209            | 623           | 586           | 18                        | 1,109         |            | 82            |
| Coahuila            | 1,867            | 922           | 945           | 139                       | 227           |            | 1,501         |
| Colima              | 708              | 342           | 366           | 43                        | 42            |            | 623           |
| Chiapas             | 2,406            | 1,186         | 1,220         | 55                        | 2,080         |            | 271           |
| Chihuahua           | 2,266            | 1,114         | 1,152         | 196                       | 550           |            | 1,520         |
| Ciudad de México    | 2,908            | 1,398         | 1,510         | 1,759                     |               | 72         | 1,077         |
| Durango             | 1,509            | 743           | 766           | 63                        | 740           | 12         | 694           |
| Guanajuato          | 1,849            | 893           | 956           | 134                       | 219           |            | 1,496         |
| Guerrero            | 842              | 418           | 424           | 35                        | 501           | 23         | 283           |
| Hidalgo             | 1,365            | 675           | 690           | 30                        | 935           |            | 400           |
| Jalisco             | 2,683            | 1,304         | 1,379         | 131                       | 214           |            | 2,338         |
| México              | 2,507            | 1,239         | 1,268         | 435                       | 1,136         | 22         | 914           |
| Michoacán           | 3,385            | 1,667         | 1,718         | 57                        | 2,354         |            | 974           |
| Morelos             | 699              | 314           | 385           | 39                        | 66            |            | 594           |
| Nayarit             | 645              | 331           | 314           | 196                       | 97            |            | 352           |
| Nuevo León          | 2,470            | 1,210         | 1,260         | 196                       | 569           |            | 1,705         |
| Oaxaca              | 3,849            | 1,884         | 1,965         | 101                       | 3,692         |            | 56            |
| Puebla              | 1,436            | 730           | 706           | 131                       | 739           | 32         | 534           |
| Querétaro           | 951              | 445           | 506           | 9                         | 122           |            | 820           |
| Quintana Roo        | 998              | 462           | 536           | 32                        | 739           |            | 227           |
| San Luis Potosí     | 3,178            | 1,531         | 1,647         | 80                        | 2,393         |            | 705           |
| Sinaloa             | 2,880            | 1,374         | 1,506         | 47                        | 1,229         | 44         | 1,560         |
| Sonora              | 2,834            | 1,410         | 1,424         | 106                       | 910           | 21         | 1,797         |
| Tabasco             | 1,488            | 708           | 780           | 17                        | 1,434         |            | 37            |
| Tamaulipas          | 1,947            | 923           | 1,024         | 132                       | 257           | 41         | 1,517         |
| Tlaxcala            | 226              | 119           | 107           | 5                         | 109           |            | 112           |
| Veracruz            | 1,502            | 719           | 783           | 41                        | 634           |            | 827           |
| Yucatán             | 2,632            | 1,321         | 1,311         | 9                         | 2,196         |            | 427           |
| Zacatecas           | 1,101            | 537           | 564           | 41                        | 177           | 37         | 846           |
| <b>Nacional</b>     | <b>57,698</b>    | <b>28,124</b> | <b>29,574</b> | <b>4,652</b>              | <b>25,809</b> | <b>304</b> | <b>26,933</b> |

## Alumnos por sexo, sostenimiento y entidad federativa

| Entidad Federativa  | ALUMNOS POR SEXO |               |               | ALUMNOS POR SOSTENIMIENTO |               |            |               |
|---------------------|------------------|---------------|---------------|---------------------------|---------------|------------|---------------|
|                     | Total            | Mujeres       | Hombres       | Federal                   | Estatal       | Autónomo   | Particular    |
| Aguascalientes      | 1,650            | 769           | 881           | 119                       | 92            |            | 1,439         |
| Baja California     | 2,428            | 1,212         | 1,216         | 263                       | 90            |            | 2,075         |
| Baja California Sur | 803              | 360           | 443           | 194                       | 223           |            | 386           |
| Campeche            | 1,462            | 734           | 728           | 37                        | 1,244         |            | 181           |
| Coahuila            | 3,293            | 1,573         | 1,720         | 216                       | 528           |            | 2,549         |
| Colima              | 1,155            | 523           | 632           | 57                        | 65            |            | 1,033         |
| Chiapas             | 2,832            | 1,398         | 1,434         | 42                        | 2,284         |            | 506           |
| Chihuahua           | 3,101            | 1,426         | 1,675         | 302                       | 586           |            | 2,213         |
| Ciudad de México    | 6,123            | 2,883         | 3,240         | 3,565                     |               | 125        | 2,433         |
| Durango             | 1,991            | 960           | 1,031         | 109                       | 682           | 10         | 1,190         |
| Guanajuato          | 2,750            | 1,309         | 1,441         | 165                       | 296           |            | 2,289         |
| Guerrero            | 1,862            | 888           | 974           | 68                        | 1,015         | 25         | 754           |
| Hidalgo             | 1,805            | 882           | 923           | 61                        | 1,091         |            | 653           |
| Jalisco             | 4,300            | 2,017         | 2,283         | 247                       | 448           |            | 3,605         |
| México              | 4,843            | 2,346         | 2,497         | 863                       | 2,114         |            | 1,866         |
| Michoacán           | 5,709            | 2,761         | 2,948         | 68                        | 3,815         |            | 1,826         |
| Morelos             | 1,552            | 766           | 786           | 83                        | 309           |            | 1,160         |
| Nayarit             | 1,077            | 552           | 525           | 234                       | 179           |            | 664           |
| Nuevo León          | 4,027            | 1,969         | 2,058         | 293                       | 971           |            | 2,763         |
| Oaxaca              | 3,805            | 1,936         | 1,869         | 186                       | 3,562         |            | 57            |
| Puebla              | 2,151            | 1,029         | 1,122         | 217                       | 680           | 43         | 1,211         |
| Querétaro           | 1,559            | 749           | 810           | 32                        | 104           |            | 1,423         |
| Quintana Roo        | 1,137            | 567           | 570           | 40                        | 557           |            | 540           |
| San Luis Potosí     | 3,917            | 1,922         | 1,995         | 147                       | 2,655         |            | 1,115         |
| Sinaloa             | 3,805            | 1,822         | 1,983         | 126                       | 1,271         | 83         | 2,325         |
| Sonora              | 3,746            | 1,801         | 1,945         | 261                       | 873           | 38         | 2,574         |
| Tabasco             | 2,355            | 1,170         | 1,185         | 65                        | 2,124         |            | 166           |
| Tamaulipas          | 3,045            | 1,455         | 1,590         | 141                       | 529           | 56         | 2,319         |
| Tlaxcala            | 704              | 360           | 344           | 18                        | 525           |            | 161           |
| Veracruz            | 2,445            | 1,150         | 1,295         | 91                        | 583           |            | 1,771         |
| Yucatán             | 3,099            | 1,524         | 1,575         | 16                        | 2,163         |            | 920           |
| Zacatecas           | 1,617            | 782           | 835           | 49                        | 314           | 40         | 1,214         |
| <b>Nacional</b>     | <b>86,148</b>    | <b>41,595</b> | <b>44,553</b> | <b>8,375</b>              | <b>31,972</b> | <b>420</b> | <b>45,381</b> |

**Alumnos por sexo, sostenimiento y entidad federativa**

| Entidad Federativa  | ALUMNOS POR SEXO |               |               | ALUMNOS POR SOSTENIMIENTO |               |            |               |
|---------------------|------------------|---------------|---------------|---------------------------|---------------|------------|---------------|
|                     | Total            | Mujeres       | Hombres       | Federal                   | Estatal       | Autónomo   | Particular    |
| Aguascalientes      | 1,610            | 786           | 824           | 62                        | 113           |            | 1,435         |
| Baja California     | 3,354            | 1,637         | 1,717         | 437                       | 122           |            | 2,795         |
| Baja California Sur | 868              | 426           | 442           | 280                       | 225           |            | 363           |
| Campeche            | 725              | 342           | 383           | 49                        | 419           |            | 257           |
| Coahuila            | 4,387            | 2,076         | 2,311         | 279                       | 721           |            | 3,387         |
| Colima              | 1,779            | 816           | 963           | 97                        | 159           |            | 1,523         |
| Chiapas             | 1,474            | 724           | 750           | 76                        | 656           |            | 742           |
| Chihuahua           | 3,991            | 1,989         | 2,002         | 366                       | 240           |            | 3,385         |
| Ciudad de México    | 6,925            | 3,389         | 3,536         | 4,548                     |               | 167        | 2,210         |
| Durango             | 1,660            | 806           | 854           | 90                        | 391           | 16         | 1,163         |
| Guanajuato          | 3,670            | 1,755         | 1,915         | 237                       | 482           |            | 2,951         |
| Guerrero            | 1,046            | 485           | 561           | 99                        | 387           | 39         | 521           |
| Hidalgo             | 1,419            | 677           | 742           | 100                       | 396           |            | 923           |
| Jalisco             | 4,234            | 1,949         | 2,285         | 206                       | 647           |            | 3,381         |
| México              | 6,837            | 3,248         | 3,589         | 1,553                     | 2,655         | 17         | 2,612         |
| Michoacán           | 3,204            | 1,552         | 1,652         | 46                        | 1,220         |            | 1,938         |
| Morelos             | 2,046            | 989           | 1,057         | 76                        | 560           |            | 1,410         |
| Nayarit             | 1,149            | 576           | 573           | 300                       | 176           |            | 673           |
| Nuevo León          | 4,295            | 2,088         | 2,207         | 349                       | 874           |            | 3,072         |
| Oaxaca              | 842              | 392           | 450           | 190                       | 501           |            | 151           |
| Puebla              | 2,043            | 1,000         | 1,043         | 239                       | 235           | 38         | 1,531         |
| Querétaro           | 2,385            | 1,197         | 1,188         | 16                        | 114           |            | 2,255         |
| Quintana Roo        | 881              | 416           | 465           | 27                        | 178           |            | 676           |
| San Luis Potosí     | 1,532            | 714           | 818           | 116                       | 214           |            | 1,202         |
| Sinaloa             | 3,978            | 1,863         | 2,115         | 102                       | 1,143         | 102        | 2,631         |
| Sonora              | 3,757            | 1,819         | 1,938         | 288                       | 519           | 14         | 2,936         |
| Tabasco             | 594              | 275           | 319           | 57                        | 370           |            | 167           |
| Tamaulipas          | 3,501            | 1,723         | 1,778         | 250                       | 746           | 50         | 2,455         |
| Tlaxcala            | 1,488            | 746           | 742           | 14                        | 1,103         |            | 371           |
| Veracruz            | 2,277            | 1,101         | 1,176         | 96                        | 270           |            | 1,911         |
| Yucatán             | 1,879            | 882           | 997           | 8                         | 783           |            | 1,088         |
| Zacatecas           | 1,728            | 827           | 901           | 67                        | 149           | 37         | 1,475         |
| <b>Nacional</b>     | <b>81,558</b>    | <b>39,265</b> | <b>42,293</b> | <b>10,720</b>             | <b>16,768</b> | <b>480</b> | <b>53,590</b> |

**Docentes\* por sexo, sostenimiento y entidad federativa**

| Entidad Federativa  | DOCENTES POR SEXO |              |            | DOCENTES POR SOSTENIMIENTO |              |           |              |
|---------------------|-------------------|--------------|------------|----------------------------|--------------|-----------|--------------|
|                     | Total             | Mujeres      | Hombres    | Federal                    | Estatal      | Autónomo  | Particular   |
| Aguascalientes      | 218               | 215          | 3          | 18                         | 14           |           | 186          |
| Baja California     | 170               | 169          | 1          | 20                         | 41           |           | 109          |
| Baja California Sur | 60                | 60           |            | 4                          | 38           |           | 18           |
| Campeche            | 181               | 167          | 14         | 5                          | 163          |           | 13           |
| Coahuila            | 223               | 223          |            | 16                         | 118          |           | 89           |
| Colima              | 113               | 112          | 1          | 5                          | 17           |           | 91           |
| Chiapas             | 329               | 277          | 52         | 8                          | 241          |           | 80           |
| Chihuahua           | 216               | 216          |            | 14                         | 58           |           | 144          |
| Ciudad de México    | 767               | 766          | 1          | 612                        |              | 11        | 144          |
| Durango             | 193               | 159          | 34         | 4                          | 124          |           | 65           |
| Guanajuato          | 216               | 215          | 1          | 22                         | 58           |           | 136          |
| Guerrero            | 206               | 206          |            | 11                         | 110          | 6         | 79           |
| Hidalgo             | 333               | 318          | 15         | 22                         | 163          |           | 148          |
| Jalisco             | 643               | 642          | 1          | 26                         | 118          |           | 499          |
| México              | 557               | 553          | 4          | 57                         | 421          | 2         | 77           |
| Michoacán           | 700               | 599          | 101        | 6                          | 498          |           | 196          |
| Morelos             | 312               | 311          | 1          | 9                          | 71           |           | 232          |
| Nayarit             | 105               | 105          |            | 14                         | 31           |           | 60           |
| Nuevo León          | 269               | 268          | 1          | 32                         | 102          |           | 135          |
| Oaxaca              | 428               | 395          | 33         | 16                         | 400          |           | 12           |
| Puebla              | 411               | 410          | 1          | 48                         | 96           | 8         | 259          |
| Querétaro           | 223               | 223          |            | 5                          | 34           |           | 184          |
| Quintana Roo        | 143               | 136          | 7          | 5                          | 92           |           | 46           |
| San Luis Potosí     | 325               | 279          | 46         | 5                          | 293          |           | 27           |
| Sinaloa             | 844               | 823          | 21         | 45                         | 232          | 34        | 533          |
| Sonora              | 326               | 324          | 2          | 26                         | 134          | 6         | 160          |
| Tabasco             | 224               | 217          | 7          | 14                         | 188          |           | 22           |
| Tamaulipas          | 719               | 719          |            | 63                         | 194          | 10        | 452          |
| Tlaxcala            | 101               | 99           | 2          | 7                          | 84           |           | 10           |
| Veracruz            | 302               | 298          | 4          | 24                         | 87           |           | 191          |
| Yucatán             | 327               | 288          | 39         | 3                          | 249          |           | 75           |
| Zacatecas           | 143               | 143          |            | 4                          | 35           | 6         | 98           |
| <b>Nacional</b>     | <b>10,327</b>     | <b>9,935</b> | <b>392</b> | <b>1,170</b>               | <b>4,504</b> | <b>83</b> | <b>4,570</b> |

\* Conjunto de individuos adscritos a un centro de trabajo, de acuerdo a la función que realizan en el mismo. A cada uno se le considera tantas veces como en centros de trabajo esté adscrito.

**Docentes\* por sexo, nivel de escolaridad y entidad federativa***Inicia*

| Entidad Federativa  | DOCENTES TOTAL |              |            | BÁSICA     |           |           | MEDIA SUPERIOR |            |           |
|---------------------|----------------|--------------|------------|------------|-----------|-----------|----------------|------------|-----------|
|                     | Total          | Mujeres      | Hombres    | Total      | Mujeres   | Hombres   | Total          | Mujeres    | Hombres   |
| Aguascalientes      | 218            | 215          | 3          |            |           |           |                |            |           |
| Baja California     | 170            | 169          | 1          |            |           |           |                |            |           |
| Baja California Sur | 60             | 60           |            |            |           |           |                |            |           |
| Campeche            | 181            | 167          | 14         |            |           |           |                |            |           |
| Coahuila            | 223            | 223          |            |            |           |           |                |            |           |
| Colima              | 113            | 112          | 1          |            |           |           |                |            |           |
| Chiapas             | 329            | 277          | 52         | 2          | 2         |           | 9              | 4          | 5         |
| Chihuahua           | 216            | 216          |            | 3          | 3         |           | 5              | 5          |           |
| Ciudad de México    | 767            | 766          | 1          |            |           |           |                |            |           |
| Durango             | 193            | 159          | 34         | 50         | 25        | 25        | 13             | 12         | 1         |
| Guanajuato          | 216            | 215          | 1          |            |           |           |                |            |           |
| Guerrero            | 206            | 206          |            |            |           |           | 15             | 15         |           |
| Hidalgo             | 333            | 318          | 15         | 1          | 1         |           | 10             | 9          | 1         |
| Jalisco             | 643            | 642          | 1          |            |           |           | 1              | 1          |           |
| México              | 557            | 553          | 4          |            |           |           | 4              | 3          | 1         |
| Michoacán           | 700            | 599          | 101        |            |           |           | 11             | 11         |           |
| Morelos             | 312            | 311          | 1          |            |           |           |                |            |           |
| Nayarit             | 105            | 105          |            |            |           |           |                |            |           |
| Nuevo León          | 269            | 268          | 1          |            |           |           |                |            |           |
| Oaxaca              | 428            | 395          | 33         | 2          | 2         |           | 62             | 59         | 3         |
| Puebla              | 411            | 410          | 1          | 1          | 1         |           |                |            |           |
| Querétaro           | 223            | 223          |            |            |           |           |                |            |           |
| Quintana Roo        | 143            | 136          | 7          |            |           |           |                |            |           |
| San Luis Potosí     | 325            | 279          | 46         |            |           |           | 20             | 17         | 3         |
| Sinaloa             | 844            | 823          | 21         |            |           |           | 3              | 3          |           |
| Sonora              | 326            | 324          | 2          | 6          | 6         |           | 6              | 5          | 1         |
| Tabasco             | 224            | 217          | 7          |            |           |           | 1              | 1          |           |
| Tamaulipas          | 719            | 719          |            |            |           |           |                |            |           |
| Tlaxcala            | 101            | 99           | 2          |            |           |           | 1              |            | 1         |
| Veracruz            | 302            | 298          | 4          |            |           |           | 1              | 1          |           |
| Yucatán             | 327            | 288          | 39         | 52         | 28        | 24        | 4              | 4          |           |
| Zacatecas           | 143            | 143          |            |            |           |           |                |            |           |
| <b>Nacional</b>     | <b>10,327</b>  | <b>9,935</b> | <b>392</b> | <b>117</b> | <b>68</b> | <b>49</b> | <b>166</b>     | <b>150</b> | <b>16</b> |

\* Conjunto de individuos adscritos a un centro de trabajo, de acuerdo a la función que realizan en el mismo. A cada uno se le considera tantas veces como en centros de trabajo esté adscrito.

**Docentes\* por sexo, nivel de escolaridad y entidad federativa***Continúa*

| Entidad Federativa  | NORMAL PREESCOLAR |           |           | NORMAL PRIMARIA |          |          | NORMAL SUPERIOR |           |           |
|---------------------|-------------------|-----------|-----------|-----------------|----------|----------|-----------------|-----------|-----------|
|                     | Total             | Mujeres   | Hombres   | Total           | Mujeres  | Hombres  | Total           | Mujeres   | Hombres   |
| Aguascalientes      |                   |           |           |                 |          |          |                 |           |           |
| Baja California     |                   |           |           |                 |          |          |                 |           |           |
| Baja California Sur |                   |           |           |                 |          |          |                 |           |           |
| Campeche            | 6                 | 6         |           |                 |          |          | 4               | 3         | 1         |
| Coahuila            |                   |           |           |                 |          |          |                 |           |           |
| Colima              |                   |           |           |                 |          |          |                 |           |           |
| Chiapas             |                   |           |           |                 |          |          | 3               | 1         | 2         |
| Chihuahua           |                   |           |           |                 |          |          | 2               | 2         |           |
| Ciudad de México    |                   |           |           |                 |          |          |                 |           |           |
| Durango             |                   |           |           |                 |          |          | 1               | 1         |           |
| Guanajuato          |                   |           |           |                 |          |          |                 |           |           |
| Guerrero            |                   |           |           |                 |          |          | 3               | 3         |           |
| Hidalgo             |                   |           |           |                 |          |          | 12              | 12        |           |
| Jalisco             |                   |           |           |                 |          |          | 1               | 1         |           |
| México              |                   |           |           |                 |          |          | 3               | 3         |           |
| Michoacán           | 47                | 28        | 19        |                 |          |          | 2               | 2         |           |
| Morelos             |                   |           |           |                 |          |          | 2               | 2         |           |
| Nayarit             |                   |           |           |                 |          |          |                 |           |           |
| Nuevo León          |                   |           |           |                 |          |          |                 |           |           |
| Oaxaca              | 1                 | 1         |           | 1               | 1        |          | 29              | 25        | 4         |
| Puebla              |                   |           |           |                 |          |          | 3               | 3         |           |
| Querétaro           |                   |           |           |                 |          |          |                 |           |           |
| Quintana Roo        |                   |           |           |                 |          |          | 1               | 1         |           |
| San Luis Potosí     | 4                 | 4         |           | 1               |          | 1        | 11              | 8         | 3         |
| Sinaloa             |                   |           |           |                 |          |          |                 |           |           |
| Sonora              | 1                 | 1         |           |                 |          |          | 11              | 11        |           |
| Tabasco             |                   |           |           |                 |          |          | 2               | 2         |           |
| Tamaulipas          |                   |           |           |                 |          |          |                 |           |           |
| Tlaxcala            | 1                 | 1         |           |                 |          |          |                 |           |           |
| Veracruz            |                   |           |           | 1               | 1        |          | 2               | 1         | 1         |
| Yucatán             | 4                 | 3         | 1         | 3               | 1        | 2        | 3               | 3         |           |
| Zacatecas           |                   |           |           |                 |          |          |                 |           |           |
| <b>Nacional</b>     | <b>64</b>         | <b>44</b> | <b>20</b> | <b>6</b>        | <b>3</b> | <b>3</b> | <b>95</b>       | <b>84</b> | <b>11</b> |

\* Conjunto de individuos adscritos a un centro de trabajo, de acuerdo a la función que realizan en el mismo. A cada uno se le considera tantas veces como en centros de trabajo esté adscrito.

**Docentes\* por sexo, nivel de escolaridad y entidad federativa***Concluye*

| Entidad Federativa  | LICENCIATURA |              |            | POSGRADO   |            |           | OTROS        |              |           |
|---------------------|--------------|--------------|------------|------------|------------|-----------|--------------|--------------|-----------|
|                     | Total        | Mujeres      | Hombres    | Total      | Mujeres    | Hombres   | Total        | Mujeres      | Hombres   |
| Aguascalientes      |              |              |            |            |            |           | 218          | 215          | 3         |
| Baja California     | 4            | 4            |            |            |            |           | 166          | 165          | 1         |
| Baja California Sur |              |              |            |            |            |           | 60           | 60           |           |
| Campeche            | 121          | 110          | 11         | 8          | 8          |           | 42           | 40           | 2         |
| Coahuila            |              |              |            |            |            |           | 223          | 223          |           |
| Colima              |              |              |            |            |            |           | 113          | 112          | 1         |
| Chiapas             | 158          | 126          | 32         | 19         | 6          | 13        | 138          | 138          |           |
| Chihuahua           | 20           | 20           |            | 3          | 3          |           | 183          | 183          |           |
| Ciudad de México    |              |              |            |            |            |           | 767          | 766          | 1         |
| Durango             | 33           | 27           | 6          | 3          | 3          |           | 93           | 91           | 2         |
| Guanajuato          |              |              |            |            |            |           | 216          | 215          | 1         |
| Guerrero            | 27           | 27           |            |            |            |           | 161          | 161          |           |
| Hidalgo             | 108          | 94           | 14         | 8          | 8          |           | 194          | 194          |           |
| Jalisco             | 11           | 11           |            |            |            |           | 630          | 629          | 1         |
| México              | 73           | 72           | 1          | 23         | 21         | 2         | 454          | 454          |           |
| Michoacán           | 316          | 236          | 80         | 8          | 7          | 1         | 316          | 315          | 1         |
| Morelos             | 28           | 28           |            | 1          | 1          |           | 281          | 280          | 1         |
| Nayarit             |              |              |            |            |            |           | 105          | 105          |           |
| Nuevo León          |              |              |            |            |            |           | 269          | 268          | 1         |
| Oaxaca              | 272          | 246          | 26         | 10         | 10         |           | 51           | 51           |           |
| Puebla              | 43           | 43           |            | 4          | 4          |           | 360          | 359          | 1         |
| Querétaro           | 3            | 3            |            |            |            |           | 220          | 220          |           |
| Quintana Roo        | 44           | 37           | 7          | 8          | 8          |           | 90           | 90           |           |
| San Luis Potosí     | 198          | 163          | 35         | 17         | 13         | 4         | 74           | 74           |           |
| Sinaloa             | 95           | 76           | 19         | 6          | 5          | 1         | 740          | 739          | 1         |
| Sonora              | 58           | 57           | 1          | 16         | 16         |           | 228          | 228          |           |
| Tabasco             | 139          | 132          | 7          | 4          | 4          |           | 78           | 78           |           |
| Tamaulipas          |              |              |            |            |            |           | 719          | 719          |           |
| Tlaxcala            | 35           | 34           | 1          | 1          | 1          |           | 63           | 63           |           |
| Veracruz            | 48           | 46           | 2          | 2          | 2          |           | 248          | 247          | 1         |
| Yucatán             | 131          | 119          | 12         | 11         | 11         |           | 119          | 119          |           |
| Zacatecas           |              |              |            |            |            |           | 143          | 143          |           |
| <b>Nacional</b>     | <b>1,965</b> | <b>1,711</b> | <b>254</b> | <b>152</b> | <b>131</b> | <b>21</b> | <b>7,762</b> | <b>7,744</b> | <b>18</b> |

\* Conjunto de individuos adscritos a un centro de trabajo, de acuerdo a la función que realizan en el mismo. A cada uno se le considera tantas veces como en centros de trabajo esté adscrito.

## Escuelas por sostenimiento y entidad federativa

| Entidad Federativa  | ESCUELAS     |            |              |           |              |
|---------------------|--------------|------------|--------------|-----------|--------------|
|                     | Total        | Federal    | Estatad      | Autónomo  | Particular   |
| Aguascalientes      | 69           | 4          | 6            |           | 59           |
| Baja California     | 81           | 11         | 10           |           | 60           |
| Baja California Sur | 32           | 8          | 11           |           | 13           |
| Campeche            | 143          | 3          | 130          |           | 10           |
| Coahuila            | 141          | 5          | 26           |           | 110          |
| Colima              | 50           | 4          | 3            |           | 43           |
| Chiapas             | 264          | 3          | 242          |           | 19           |
| Chihuahua           | 109          | 11         | 38           |           | 60           |
| Ciudad de México    | 408          | 296        |              | 6         | 106          |
| Durango             | 96           | 4          | 54           | 1         | 37           |
| Guanajuato          | 91           | 11         | 22           |           | 58           |
| Guerrero            | 78           | 4          | 56           | 1         | 17           |
| Hidalgo             | 167          | 5          | 112          |           | 50           |
| Jalisco             | 180          | 10         | 57           |           | 113          |
| México              | 332          | 25         | 254          | 1         | 52           |
| Michoacán           | 260          | 4          | 208          |           | 48           |
| Morelos             | 192          | 4          | 31           |           | 157          |
| Nayarit             | 41           | 9          | 12           |           | 20           |
| Nuevo León          | 128          | 9          | 37           |           | 82           |
| Oaxaca              | 376          | 10         | 357          |           | 9            |
| Puebla              | 167          | 11         | 54           | 1         | 101          |
| Querétaro           | 132          | 2          | 10           |           | 120          |
| Quintana Roo        | 76           | 4          | 50           |           | 22           |
| San Luis Potosí     | 292          | 3          | 260          |           | 29           |
| Sinaloa             | 187          | 7          | 92           | 2         | 86           |
| Sonora              | 186          | 12         | 101          | 1         | 72           |
| Tabasco             | 156          | 5          | 141          |           | 10           |
| Tamaulipas          | 142          | 13         | 46           | 1         | 82           |
| Tlaxcala            | 60           | 1          | 48           |           | 11           |
| Veracruz            | 157          | 9          | 60           |           | 88           |
| Yucatán             | 170          | 2          | 139          |           | 29           |
| Zacatecas           | 70           | 2          | 9            | 1         | 58           |
| <b>Nacional</b>     | <b>5,033</b> | <b>511</b> | <b>2,676</b> | <b>15</b> | <b>1,831</b> |

## Grupos por sostenimiento y entidad federativa

| Entidad Federativa  | GRUPOS        |              |              |           |              |
|---------------------|---------------|--------------|--------------|-----------|--------------|
|                     | Total         | Federal      | Estatad      | Autónomo  | Particular   |
| Aguascalientes      | 319           | 25           | 26           |           | 268          |
| Baja California     | 436           | 48           | 43           |           | 345          |
| Baja California Sur | 169           | 44           | 61           |           | 64           |
| Campeche            | 318           | 11           | 266          |           | 41           |
| Coahuila            | 654           | 28           | 134          |           | 492          |
| Colima              | 246           | 20           | 18           |           | 208          |
| Chiapas             | 440           | 14           | 311          |           | 115          |
| Chihuahua           | 578           | 75           | 106          |           | 397          |
| Ciudad de México    | 1,364         | 900          |              | 33        | 431          |
| Durango             | 286           | 21           | 107          | 5         | 153          |
| Guanajuato          | 500           | 60           | 93           |           | 347          |
| Guerrero            | 212           | 22           | 109          | 6         | 75           |
| Hidalgo             | 348           | 22           | 178          |           | 148          |
| Jalisco             | 752           | 51           | 171          |           | 530          |
| México              | 1,106         | 178          | 595          | 3         | 330          |
| Michoacán           | 1,078         | 16           | 805          |           | 257          |
| Morelos             | 441           | 14           | 74           |           | 353          |
| Nayarit             | 175           | 37           | 33           |           | 105          |
| Nuevo León          | 670           | 53           | 181          |           | 436          |
| Oaxaca              | 546           | 44           | 473          |           | 29           |
| Puebla              | 493           | 55           | 110          | 8         | 320          |
| Querétaro           | 355           | 7            | 34           |           | 314          |
| Quintana Roo        | 226           | 15           | 103          |           | 108          |
| San Luis Potosí     | 570           | 19           | 382          |           | 169          |
| Sinaloa             | 642           | 29           | 235          | 10        | 368          |
| Sonora              | 634           | 54           | 205          | 6         | 369          |
| Tabasco             | 280           | 19           | 227          |           | 34           |
| Tamaulipas          | 731           | 65           | 203          | 10        | 453          |
| Tlaxcala            | 198           | 6            | 136          |           | 56           |
| Veracruz            | 518           | 33           | 114          |           | 371          |
| Yucatán             | 513           | 4            | 355          |           | 154          |
| Zacatecas           | 299           | 13           | 41           | 6         | 239          |
| <b>Nacional</b>     | <b>16,097</b> | <b>2,002</b> | <b>5,929</b> | <b>87</b> | <b>8,079</b> |

## Alumnos por grado, docentes, escuelas y grupos por entidad federativa

| Entidad Federativa  | ALUMNOS        |               |               |               | DOCENTES*    | ESCUELAS     | GRUPOS        |
|---------------------|----------------|---------------|---------------|---------------|--------------|--------------|---------------|
|                     | Total          | Primero       | Segundo       | Tercero       |              |              |               |
| Aguascalientes      | 4,337          | 1,077         | 1,650         | 1,610         | 218          | 69           | 319           |
| Baja California     | 7,518          | 1,771         | 2,416         | 3,331         | 166          | 77           | 430           |
| Baja California Sur | 2,169          | 498           | 803           | 868           | 60           | 32           | 169           |
| Campeche            | 928            | 123           | 309           | 496           | 40           | 18           | 78            |
| Coahuila            | 9,547          | 1,867         | 3,293         | 4,387         | 223          | 141          | 654           |
| Colima              | 3,642          | 708           | 1,155         | 1,779         | 113          | 50           | 246           |
| Chiapas             | 2,286          | 408           | 742           | 1,136         | 137          | 74           | 217           |
| Chihuahua           | 8,786          | 1,933         | 2,881         | 3,972         | 183          | 83           | 540           |
| Ciudad de México    | 15,956         | 2,908         | 6,123         | 6,925         | 767          | 408          | 1,364         |
| Durango             | 4,003          | 935           | 1,563         | 1,505         | 93           | 50           | 217           |
| Guanajuato          | 8,269          | 1,849         | 2,750         | 3,670         | 216          | 91           | 500           |
| Guerrero            | 2,728          | 510           | 1,200         | 1,018         | 161          | 37           | 167           |
| Hidalgo             | 2,554          | 530           | 814           | 1,210         | 192          | 62           | 192           |
| Jalisco             | 11,022         | 2,610         | 4,234         | 4,178         | 630          | 167          | 737           |
| México              | 12,042         | 1,860         | 4,023         | 6,159         | 454          | 234          | 1,005         |
| Michoacán           | 5,720          | 1,144         | 2,217         | 2,359         | 316          | 81           | 397           |
| Morelos             | 3,743          | 682           | 1,405         | 1,656         | 281          | 173          | 412           |
| Nayarit             | 2,871          | 645           | 1,077         | 1,149         | 105          | 41           | 175           |
| Nuevo León          | 10,792         | 2,470         | 4,027         | 4,295         | 269          | 128          | 670           |
| Oaxaca              | 1,051          | 182           | 297           | 572           | 50           | 30           | 100           |
| Puebla              | 4,449          | 808           | 1,649         | 1,992         | 360          | 122          | 431           |
| Querétaro           | 4,839          | 933           | 1,535         | 2,371         | 220          | 129          | 352           |
| Quintana Roo        | 1,886          | 305           | 707           | 874           | 90           | 32           | 166           |
| San Luis Potosí     | 4,248          | 1,019         | 1,764         | 1,465         | 71           | 56           | 286           |
| Sinaloa             | 8,637          | 2,149         | 3,092         | 3,396         | 739          | 119          | 540           |
| Sonora              | 8,613          | 2,076         | 3,102         | 3,435         | 227          | 103          | 496           |
| Tabasco             | 1,211          | 114           | 503           | 594           | 78           | 35           | 119           |
| Tamaulipas          | 8,493          | 1,947         | 3,045         | 3,501         | 719          | 142          | 731           |
| Tlaxcala            | 1,698          | 209           | 444           | 1,045         | 63           | 38           | 161           |
| Veracruz            | 5,096          | 960           | 1,976         | 2,160         | 248          | 110          | 452           |
| Yucatán             | 3,534          | 711           | 1,404         | 1,419         | 118          | 49           | 253           |
| Zacatecas           | 4,446          | 1,101         | 1,617         | 1,728         | 143          | 70           | 299           |
| <b>Nacional</b>     | <b>177,114</b> | <b>37,042</b> | <b>63,817</b> | <b>76,255</b> | <b>7,750</b> | <b>3,051</b> | <b>12,875</b> |

Incluye información de Cendi

\* Conjunto de individuos adscritos a un centro de trabajo, de acuerdo a la función que realizan en el mismo. A cada uno se le considera tantas veces como en centros de trabajo esté adscrito.

## Alumnos por grado, docentes, escuelas y grupos por entidad federativa

| Entidad Federativa  | ALUMNOS       |               |               |              | DOCENTES*    | ESCUELAS     | GRUPOS       |
|---------------------|---------------|---------------|---------------|--------------|--------------|--------------|--------------|
|                     | Total         | Primero       | Segundo       | Tercero      |              |              |              |
| Aguascalientes      |               |               |               |              |              |              |              |
| Baja California     | 47            | 12            | 12            | 23           | 4            | 4            | 6            |
| Baja California Sur |               |               |               |              |              |              |              |
| Campeche            | 2,468         | 1,086         | 1,153         | 229          | 141          | 125          | 240          |
| Coahuila            |               |               |               |              |              |              |              |
| Colima              |               |               |               |              |              |              |              |
| Chiapas             | 4,426         | 1,998         | 2,090         | 338          | 192          | 190          | 223          |
| Chihuahua           | 572           | 333           | 220           | 19           | 33           | 26           | 38           |
| Ciudad de México    |               |               |               |              |              |              |              |
| Durango             | 1,157         | 574           | 428           | 155          | 100          | 46           | 69           |
| Guanajuato          |               |               |               |              |              |              |              |
| Guerrero            | 1,022         | 332           | 662           | 28           | 45           | 41           | 45           |
| Hidalgo             | 2,035         | 835           | 991           | 209          | 141          | 105          | 156          |
| Jalisco             | 195           | 73            | 66            | 56           | 13           | 13           | 15           |
| México              | 2,145         | 647           | 820           | 678          | 103          | 98           | 101          |
| Michoacán           | 6,578         | 2,241         | 3,492         | 845          | 384          | 179          | 681          |
| Morelos             | 554           | 17            | 147           | 390          | 31           | 19           | 29           |
| Nayarit             |               |               |               |              |              |              |              |
| Nuevo León          |               |               |               |              |              |              |              |
| Oaxaca              | 7,445         | 3,667         | 3,508         | 270          | 378          | 346          | 446          |
| Puebla              | 1,181         | 628           | 502           | 51           | 51           | 45           | 62           |
| Querétaro           | 56            | 18            | 24            | 14           | 3            | 3            | 3            |
| Quintana Roo        | 1,130         | 693           | 430           | 7            | 53           | 44           | 60           |
| San Luis Potosí     | 4,379         | 2,159         | 2,153         | 67           | 254          | 236          | 284          |
| Sinaloa             | 2,026         | 731           | 713           | 582          | 105          | 68           | 102          |
| Sonora              | 1,724         | 758           | 644           | 322          | 99           | 83           | 138          |
| Tabasco             | 3,226         | 1,374         | 1,852         |              | 146          | 121          | 161          |
| Tamaulipas          |               |               |               |              |              |              |              |
| Tlaxcala            | 720           | 17            | 260           | 443          | 38           | 22           | 37           |
| Veracruz            | 1,128         | 542           | 469           | 117          | 54           | 47           | 66           |
| Yucatán             | 4,076         | 1,921         | 1,695         | 460          | 209          | 121          | 260          |
| Zacatecas           |               |               |               |              |              |              |              |
| <b>Nacional</b>     | <b>48,290</b> | <b>20,656</b> | <b>22,331</b> | <b>5,303</b> | <b>2,577</b> | <b>1,982</b> | <b>3,222</b> |

\* Conjunto de individuos adscritos a un centro de trabajo, de acuerdo a la función que realizan en el mismo. A cada uno se le considera tantas veces como en centros de trabajo esté adscrito.

# PREESCOLAR



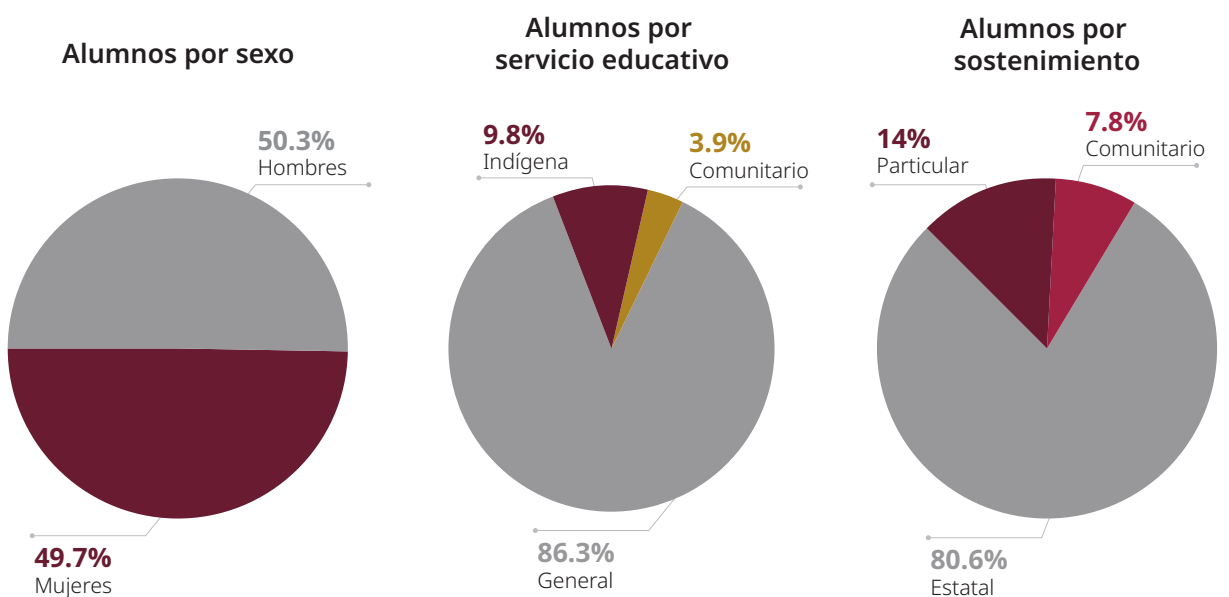
La educación preescolar constituye la fase inicial del sistema escolarizado, precede a la educación primaria y se conforma de tres grados. Al primer grado asisten niños de tres años de edad; al segundo, niños de cuatro años; y al tercer grado se inscriben los niños de cinco años.

De conformidad con la reforma del artículo 3o. constitucional, del 12 de noviembre de 2002, este nivel educativo es obligatorio para los niños de cinco años a partir del ciclo escolar 2004-2005, para los de cuatro en el 2005-2006 y para los de tres años en el 2008-2009.

Su objetivo principal consiste en propiciar el desarrollo integral y armónico de las capacidades afectivas, sociales, físicas y cognoscitivas del niño, atendiendo las características propias de su edad y entorno social.

La educación preescolar, en el ciclo 2023-2024, conformó el 17.8% de la matrícula total de la educación básica, al atender a más de 4.2 millones de niños, con el apoyo de 231,467 maestros en 87,806 escuelas. El 86.3% de los alumnos es atendido en preescolar general, conocido también como jardines de niños. El 9.8% de los niños asiste a las escuelas indígenas, donde se imparte una educación intercultural bilingüe y el 3.9% restante asiste a preescolar comunitario, que se imparte en localidades rurales con menos de 500 habitantes; este servicio se adoptó como una estrategia para responder a la demanda educativa de población con alto grado de dispersión y marginalidad, es generalmente unitario (atendido por un instructor comunitario), y es operado por el Consejo Nacional de Fomento Educativo (Conafe), organismo descentralizado de la Secretaría de Educación Pública.

El 80.6% de los niños asiste a escuelas de sostenimiento estatal y autónomo; el 7.8% a escuelas de sostenimiento federal, que incluye básicamente a preescolar comunitario y los servicios de la Ciudad de México, administrados directamente por la Secretaría de Educación Pública. Los niños inscritos en escuelas particulares cubren el 14% de la matrícula.



## Alumnos por grado, docentes, escuelas y grupos por entidad federativa

| Entidad Federativa  | ALUMNOS          |                |                  |                  | DOCENTES*      | ESCUELAS      | GRUPOS         |
|---------------------|------------------|----------------|------------------|------------------|----------------|---------------|----------------|
|                     | Total            | Primero        | Segundo          | Tercero          |                |               |                |
| Aguascalientes      | 51,923           | 6,524          | 20,724           | 24,675           | 2,274          | 680           | 2,255          |
| Baja California     | 95,661           | 7,619          | 34,747           | 53,295           | 4,860          | 1,419         | 4,828          |
| Baja California Sur | 25,752           | 4,181          | 9,414            | 12,157           | 1,247          | 412           | 1,298          |
| Campeche            | 32,248           | 6,926          | 11,750           | 13,572           | 1,866          | 703           | 1,845          |
| Coahuila            | 128,475          | 19,162         | 50,050           | 59,263           | 5,335          | 1,817         | 5,446          |
| Colima              | 22,180           | 2,547          | 9,306            | 10,327           | 1,297          | 414           | 1,295          |
| Chiapas             | 294,536          | 77,420         | 102,786          | 114,330          | 14,148         | 7,472         | 14,238         |
| Chihuahua           | 111,143          | 17,064         | 37,084           | 56,995           | 5,260          | 2,126         | 5,270          |
| Ciudad de México    | 208,002          | 39,728         | 76,375           | 91,899           | 12,053         | 2,823         | 11,773         |
| Durango             | 64,409           | 6,211          | 28,008           | 30,190           | 4,103          | 1,809         | 4,000          |
| Guanajuato          | 226,971          | 27,348         | 93,433           | 106,190          | 10,610         | 4,191         | 10,565         |
| Guerrero            | 162,856          | 42,994         | 57,216           | 62,646           | 10,196         | 4,023         | 10,310         |
| Hidalgo             | 97,242           | 12,443         | 39,691           | 45,108           | 6,165          | 3,052         | 6,138          |
| Jalisco             | 278,636          | 30,942         | 113,356          | 134,338          | 14,530         | 5,157         | 14,637         |
| México              | 464,831          | 56,812         | 179,706          | 228,313          | 24,360         | 7,513         | 24,435         |
| Michoacán           | 183,851          | 31,076         | 72,279           | 80,496           | 11,436         | 4,237         | 11,564         |
| Morelos             | 56,844           | 7,722          | 21,524           | 27,598           | 3,192          | 1,236         | 3,179          |
| Nayarit             | 44,547           | 7,973          | 17,224           | 19,350           | 2,433          | 1,137         | 2,476          |
| Nuevo León          | 195,698          | 26,688         | 80,065           | 88,945           | 9,765          | 2,708         | 9,774          |
| Oaxaca              | 182,002          | 42,913         | 61,844           | 77,245           | 11,387         | 4,881         | 11,671         |
| Puebla              | 264,917          | 55,440         | 96,003           | 113,474          | 12,998         | 4,879         | 12,889         |
| Querétaro           | 79,650           | 8,160          | 33,906           | 37,584           | 4,207          | 1,588         | 4,137          |
| Quintana Roo        | 53,705           | 7,414          | 19,469           | 26,822           | 2,612          | 821           | 2,600          |
| San Luis Potosí     | 111,336          | 25,350         | 41,377           | 44,609           | 6,523          | 3,065         | 6,694          |
| Sinaloa             | 108,442          | 17,307         | 44,654           | 46,481           | 6,141          | 2,398         | 6,013          |
| Sonora              | 84,984           | 10,990         | 31,241           | 42,753           | 4,500          | 1,577         | 4,560          |
| Tabasco             | 102,686          | 27,290         | 35,537           | 39,859           | 4,939          | 2,046         | 4,923          |
| Tamaulipas          | 100,930          | 12,957         | 36,105           | 51,868           | 5,832          | 2,217         | 5,872          |
| Tlaxcala            | 48,054           | 3,907          | 21,834           | 22,313           | 2,412          | 813           | 2,364          |
| Veracruz            | 214,518          | 33,090         | 79,562           | 101,866          | 16,767         | 7,656         | 16,736         |
| Yucatán             | 77,977           | 16,002         | 29,346           | 32,629           | 4,270          | 1,218         | 4,264          |
| Zacatecas           | 68,198           | 13,068         | 25,957           | 29,173           | 3,749          | 1,718         | 3,831          |
| <b>Nacional</b>     | <b>4,243,204</b> | <b>705,268</b> | <b>1,611,573</b> | <b>1,926,363</b> | <b>231,467</b> | <b>87,806</b> | <b>231,880</b> |

\* Conjunto de individuos adscritos a un centro de trabajo, de acuerdo a la función que realizan en el mismo. A cada uno se le considera tantas veces como en centros de trabajo esté adscrito.

**Alumnos por sexo, sostenimiento y entidad federativa**

| Entidad Federativa  | ALUMNOS POR SEXO |                  |                  | ALUMNOS POR SOSTENIMIENTO |                  |              |                |
|---------------------|------------------|------------------|------------------|---------------------------|------------------|--------------|----------------|
|                     | Total            | Mujeres          | Hombres          | Federal                   | Estatal          | Autónomo     | Particular     |
| Aguascalientes      | 51,923           | 25,926           | 25,997           | 1,874                     | 41,924           |              | 8,125          |
| Baja California     | 95,661           | 48,241           | 47,420           | 1,006                     | 74,452           |              | 20,203         |
| Baja California Sur | 25,752           | 13,018           | 12,734           | 1,104                     | 20,581           |              | 4,067          |
| Campeche            | 32,248           | 15,953           | 16,295           | 2,110                     | 27,558           |              | 2,580          |
| Coahuila            | 128,475          | 63,631           | 64,844           | 3,158                     | 100,167          |              | 25,150         |
| Colima              | 22,180           | 10,866           | 11,314           | 1,027                     | 16,005           |              | 5,148          |
| Chiapas             | 294,536          | 146,972          | 147,564          | 30,823                    | 254,277          |              | 9,436          |
| Chihuahua           | 111,143          | 55,365           | 55,778           | 4,103                     | 92,915           |              | 14,125         |
| Ciudad de México    | 208,002          | 103,912          | 104,090          | 155,592                   |                  | 500          | 51,910         |
| Durango             | 64,409           | 31,857           | 32,552           | 6,970                     | 48,006           | 53           | 9,380          |
| Guanajuato          | 226,971          | 112,496          | 114,475          | 5,577                     | 193,648          |              | 27,746         |
| Guerrero            | 162,856          | 80,402           | 82,454           | 6,042                     | 149,549          | 124          | 7,141          |
| Hidalgo             | 97,242           | 48,038           | 49,204           | 10,385                    | 75,844           |              | 11,013         |
| Jalisco             | 278,636          | 138,681          | 139,955          | 9,382                     | 214,226          |              | 55,028         |
| México              | 464,831          | 232,386          | 232,445          | 6,717                     | 386,324          |              | 71,790         |
| Michoacán           | 183,851          | 91,699           | 92,152           | 9,061                     | 152,317          |              | 22,473         |
| Morelos             | 56,844           | 28,442           | 28,402           | 1,286                     | 42,211           |              | 13,347         |
| Nayarit             | 44,547           | 22,021           | 22,526           | 2,328                     | 37,332           |              | 4,887          |
| Nuevo León          | 195,698          | 96,085           | 99,613           | 2,842                     | 153,641          |              | 39,215         |
| Oaxaca              | 182,002          | 90,716           | 91,286           | 6,045                     | 167,881          |              | 8,076          |
| Puebla              | 264,917          | 132,038          | 132,879          | 10,884                    | 220,560          | 192          | 33,281         |
| Querétaro           | 79,650           | 39,456           | 40,194           | 5,301                     | 56,206           |              | 18,143         |
| Quintana Roo        | 53,705           | 26,543           | 27,162           | 1,388                     | 42,871           |              | 9,446          |
| San Luis Potosí     | 111,336          | 54,872           | 56,464           | 6,171                     | 92,150           |              | 13,015         |
| Sinaloa             | 108,442          | 53,363           | 55,079           | 6,707                     | 84,204           | 449          | 17,082         |
| Sonora              | 84,984           | 42,249           | 42,735           | 2,643                     | 64,567           | 119          | 17,655         |
| Tabasco             | 102,686          | 51,107           | 51,579           | 5,389                     | 92,153           |              | 5,144          |
| Tamaulipas          | 100,930          | 50,117           | 50,813           | 4,055                     | 76,764           | 254          | 19,857         |
| Tlaxcala            | 48,054           | 23,983           | 24,071           | 2,734                     | 38,722           |              | 6,598          |
| Veracruz            | 214,518          | 106,843          | 107,675          | 13,284                    | 179,453          |              | 21,781         |
| Yucatán             | 77,977           | 38,392           | 39,585           | 2,589                     | 61,400           |              | 13,988         |
| Zacatecas           | 68,198           | 33,988           | 34,210           | 2,520                     | 60,261           | 219          | 5,198          |
| <b>Nacional</b>     | <b>4,243,204</b> | <b>2,109,658</b> | <b>2,133,546</b> | <b>331,097</b>            | <b>3,318,169</b> | <b>1,910</b> | <b>592,028</b> |

## Alumnos por sexo, sostenimiento y entidad federativa

| Entidad Federativa  | ALUMNOS POR SEXO |                |                | ALUMNOS POR SOSTENIMIENTO |                |            |                |
|---------------------|------------------|----------------|----------------|---------------------------|----------------|------------|----------------|
|                     | Total            | Mujeres        | Hombres        | Federal                   | Estatal        | Autónomo   | Particular     |
| Aguascalientes      | 6,524            | 3,302          | 3,222          | 391                       | 3,596          |            | 2,537          |
| Baja California     | 7,619            | 3,962          | 3,657          | 230                       | 3,502          |            | 3,887          |
| Baja California Sur | 4,181            | 2,201          | 1,980          | 474                       | 2,611          |            | 1,096          |
| Campeche            | 6,926            | 3,438          | 3,488          | 713                       | 5,455          |            | 758            |
| Coahuila            | 19,162           | 9,870          | 9,292          | 943                       | 11,535         |            | 6,684          |
| Colima              | 2,547            | 1,270          | 1,277          | 294                       | 881            |            | 1,372          |
| Chiapas             | 77,420           | 39,060         | 38,360         | 11,159                    | 63,281         |            | 2,980          |
| Chihuahua           | 17,064           | 8,861          | 8,203          | 1,122                     | 11,759         |            | 4,183          |
| Ciudad de México    | 39,728           | 20,223         | 19,505         | 26,160                    |                | 149        | 13,419         |
| Durango             | 6,211            | 3,093          | 3,118          | 1,839                     | 1,753          | 18         | 2,601          |
| Guanajuato          | 27,348           | 13,804         | 13,544         | 1,490                     | 19,710         |            | 6,148          |
| Guerrero            | 42,994           | 21,427         | 21,567         | 2,235                     | 38,448         | 44         | 2,267          |
| Hidalgo             | 12,443           | 6,269          | 6,174          | 2,772                     | 7,653          |            | 2,018          |
| Jalisco             | 30,942           | 15,554         | 15,388         | 2,850                     | 15,378         |            | 12,714         |
| México              | 56,812           | 29,298         | 27,514         | 1,826                     | 43,214         |            | 11,772         |
| Michoacán           | 31,076           | 15,770         | 15,306         | 2,710                     | 23,085         |            | 5,281          |
| Morelos             | 7,722            | 3,998          | 3,724          | 336                       | 3,648          |            | 3,738          |
| Nayarit             | 7,973            | 4,029          | 3,944          | 754                       | 5,606          |            | 1,613          |
| Nuevo León          | 26,688           | 13,021         | 13,667         | 850                       | 15,307         |            | 10,531         |
| Oaxaca              | 42,913           | 21,525         | 21,388         | 2,038                     | 38,554         |            | 2,321          |
| Puebla              | 55,440           | 28,194         | 27,246         | 3,631                     | 42,981         | 58         | 8,770          |
| Querétaro           | 8,160            | 4,095          | 4,065          | 1,102                     | 2,695          |            | 4,363          |
| Quintana Roo        | 7,414            | 3,710          | 3,704          | 521                       | 4,405          |            | 2,488          |
| San Luis Potosí     | 25,350           | 12,517         | 12,833         | 2,245                     | 19,507         |            | 3,598          |
| Sinaloa             | 17,307           | 8,638          | 8,669          | 2,536                     | 9,940          | 125        | 4,706          |
| Sonora              | 10,990           | 5,550          | 5,440          | 804                       | 5,057          | 44         | 5,085          |
| Tabasco             | 27,290           | 13,694         | 13,596         | 2,030                     | 23,675         |            | 1,585          |
| Tamaulipas          | 12,957           | 6,479          | 6,478          | 1,327                     | 6,876          | 90         | 4,664          |
| Tlaxcala            | 3,907            | 2,014          | 1,893          | 668                       | 2,323          |            | 916            |
| Veracruz            | 33,090           | 16,811         | 16,279         | 3,131                     | 23,539         |            | 6,420          |
| Yucatán             | 16,002           | 7,954          | 8,048          | 961                       | 10,726         |            | 4,315          |
| Zacatecas           | 13,068           | 6,580          | 6,488          | 822                       | 10,239         | 54         | 1,953          |
| <b>Nacional</b>     | <b>705,268</b>   | <b>356,211</b> | <b>349,057</b> | <b>80,964</b>             | <b>476,939</b> | <b>582</b> | <b>146,783</b> |

**Alumnos por sexo, sostenimiento y entidad federativa**

| Entidad Federativa  | ALUMNOS POR SEXO |                |                | ALUMNOS POR SOSTENIMIENTO |                  |            |                |
|---------------------|------------------|----------------|----------------|---------------------------|------------------|------------|----------------|
|                     | Total            | Mujeres        | Hombres        | Federal                   | Estatal          | Autónomo   | Particular     |
| Aguascalientes      | 20,724           | 10,295         | 10,429         | 834                       | 17,110           |            | 2,780          |
| Baja California     | 34,747           | 17,689         | 17,058         | 422                       | 27,201           |            | 7,124          |
| Baja California Sur | 9,414            | 4,797          | 4,617          | 346                       | 7,676            |            | 1,392          |
| Campeche            | 11,750           | 5,823          | 5,927          | 777                       | 10,104           |            | 869            |
| Coahuila            | 50,050           | 24,817         | 25,233         | 1,262                     | 39,286           |            | 9,502          |
| Colima              | 9,306            | 4,580          | 4,726          | 457                       | 7,056            |            | 1,793          |
| Chiapas             | 102,786          | 51,097         | 51,689         | 11,587                    | 88,067           |            | 3,132          |
| Chihuahua           | 37,084           | 18,599         | 18,485         | 1,587                     | 31,085           |            | 4,412          |
| Ciudad de México    | 76,375           | 38,294         | 38,081         | 58,221                    |                  | 185        | 17,969         |
| Durango             | 28,008           | 13,961         | 14,047         | 3,003                     | 21,683           | 20         | 3,302          |
| Guanajuato          | 93,433           | 46,340         | 47,093         | 2,262                     | 80,805           |            | 10,366         |
| Guerrero            | 57,216           | 28,174         | 29,042         | 2,193                     | 52,628           | 33         | 2,362          |
| Hidalgo             | 39,691           | 19,723         | 19,968         | 4,436                     | 30,989           |            | 4,266          |
| Jalisco             | 113,356          | 56,947         | 56,409         | 3,827                     | 89,367           |            | 20,162         |
| México              | 179,706          | 89,714         | 89,992         | 2,720                     | 149,796          |            | 27,190         |
| Michoacán           | 72,279           | 36,092         | 36,187         | 3,669                     | 60,358           |            | 8,252          |
| Morelos             | 21,524           | 10,819         | 10,705         | 514                       | 16,584           |            | 4,426          |
| Nayarit             | 17,224           | 8,441          | 8,783          | 946                       | 14,682           |            | 1,596          |
| Nuevo León          | 80,065           | 39,344         | 40,721         | 1,180                     | 64,935           |            | 13,950         |
| Oaxaca              | 61,844           | 30,792         | 31,052         | 2,342                     | 56,763           |            | 2,739          |
| Puebla              | 96,003           | 47,906         | 48,097         | 4,170                     | 80,103           | 61         | 11,669         |
| Querétaro           | 33,906           | 16,924         | 16,982         | 2,487                     | 24,957           |            | 6,462          |
| Quintana Roo        | 19,469           | 9,642          | 9,827          | 528                       | 15,774           |            | 3,167          |
| San Luis Potosí     | 41,377           | 20,455         | 20,922         | 2,326                     | 34,476           |            | 4,575          |
| Sinaloa             | 44,654           | 21,917         | 22,737         | 2,485                     | 35,800           | 170        | 6,199          |
| Sonora              | 31,241           | 15,901         | 15,340         | 1,059                     | 24,246           | 40         | 5,896          |
| Tabasco             | 35,537           | 17,753         | 17,784         | 1,959                     | 31,861           |            | 1,717          |
| Tamaulipas          | 36,105           | 18,021         | 18,084         | 1,611                     | 27,534           | 99         | 6,861          |
| Tlaxcala            | 21,834           | 10,779         | 11,055         | 1,216                     | 17,846           |            | 2,772          |
| Veracruz            | 79,562           | 39,775         | 39,787         | 5,628                     | 66,583           |            | 7,351          |
| Yucatán             | 29,346           | 14,502         | 14,844         | 973                       | 23,603           |            | 4,770          |
| Zacatecas           | 25,957           | 12,987         | 12,970         | 983                       | 23,252           | 75         | 1,647          |
| <b>Nacional</b>     | <b>1,611,573</b> | <b>802,900</b> | <b>808,673</b> | <b>128,010</b>            | <b>1,272,210</b> | <b>683</b> | <b>210,670</b> |

### Alumnos por sexo, sostenimiento y entidad federativa

| Entidad Federativa  | ALUMNOS POR SEXO |                |                | ALUMNOS POR SOSTENIMIENTO |                  |            |                |
|---------------------|------------------|----------------|----------------|---------------------------|------------------|------------|----------------|
|                     | Total            | Mujeres        | Hombres        | Federal                   | Estatal          | Autónomo   | Particular     |
| Aguascalientes      | 24,675           | 12,329         | 12,346         | 649                       | 21,218           |            | 2,808          |
| Baja California     | 53,295           | 26,590         | 26,705         | 354                       | 43,749           |            | 9,192          |
| Baja California Sur | 12,157           | 6,020          | 6,137          | 284                       | 10,294           |            | 1,579          |
| Campeche            | 13,572           | 6,692          | 6,880          | 620                       | 11,999           |            | 953            |
| Coahuila            | 59,263           | 28,944         | 30,319         | 953                       | 49,346           |            | 8,964          |
| Colima              | 10,327           | 5,016          | 5,311          | 276                       | 8,068            |            | 1,983          |
| Chiapas             | 114,330          | 56,815         | 57,515         | 8,077                     | 102,929          |            | 3,324          |
| Chihuahua           | 56,995           | 27,905         | 29,090         | 1,394                     | 50,071           |            | 5,530          |
| Ciudad de México    | 91,899           | 45,395         | 46,504         | 71,211                    |                  | 166        | 20,522         |
| Durango             | 30,190           | 14,803         | 15,387         | 2,128                     | 24,570           | 15         | 3,477          |
| Guanajuato          | 106,190          | 52,352         | 53,838         | 1,825                     | 93,133           |            | 11,232         |
| Guerrero            | 62,646           | 30,801         | 31,845         | 1,614                     | 58,473           | 47         | 2,512          |
| Hidalgo             | 45,108           | 22,046         | 23,062         | 3,177                     | 37,202           |            | 4,729          |
| Jalisco             | 134,338          | 66,180         | 68,158         | 2,705                     | 109,481          |            | 22,152         |
| México              | 228,313          | 113,374        | 114,939        | 2,171                     | 193,314          |            | 32,828         |
| Michoacán           | 80,496           | 39,837         | 40,659         | 2,682                     | 68,874           |            | 8,940          |
| Morelos             | 27,598           | 13,625         | 13,973         | 436                       | 21,979           |            | 5,183          |
| Nayarit             | 19,350           | 9,551          | 9,799          | 628                       | 17,044           |            | 1,678          |
| Nuevo León          | 88,945           | 43,720         | 45,225         | 812                       | 73,399           |            | 14,734         |
| Oaxaca              | 77,245           | 38,399         | 38,846         | 1,665                     | 72,564           |            | 3,016          |
| Puebla              | 113,474          | 55,938         | 57,536         | 3,083                     | 97,476           | 73         | 12,842         |
| Querétaro           | 37,584           | 18,437         | 19,147         | 1,712                     | 28,554           |            | 7,318          |
| Quintana Roo        | 26,822           | 13,191         | 13,631         | 339                       | 22,692           |            | 3,791          |
| San Luis Potosí     | 44,609           | 21,900         | 22,709         | 1,600                     | 38,167           |            | 4,842          |
| Sinaloa             | 46,481           | 22,808         | 23,673         | 1,686                     | 38,464           | 154        | 6,177          |
| Sonora              | 42,753           | 20,798         | 21,955         | 780                       | 35,264           | 35         | 6,674          |
| Tabasco             | 39,859           | 19,660         | 20,199         | 1,400                     | 36,617           |            | 1,842          |
| Tamaulipas          | 51,868           | 25,617         | 26,251         | 1,117                     | 42,354           | 65         | 8,332          |
| Tlaxcala            | 22,313           | 11,190         | 11,123         | 850                       | 18,553           |            | 2,910          |
| Veracruz            | 101,866          | 50,257         | 51,609         | 4,525                     | 89,331           |            | 8,010          |
| Yucatán             | 32,629           | 15,936         | 16,693         | 655                       | 27,071           |            | 4,903          |
| Zacatecas           | 29,173           | 14,421         | 14,752         | 715                       | 26,770           | 90         | 1,598          |
| <b>Nacional</b>     | <b>1,926,363</b> | <b>950,547</b> | <b>975,816</b> | <b>122,123</b>            | <b>1,569,020</b> | <b>645</b> | <b>234,575</b> |

**Docentes\* por sexo, sostenimiento y entidad federativa**

| Entidad Federativa  | DOCENTES POR SEXO |                |              | DOCENTES POR SOSTENIMIENTO |                |            |               |
|---------------------|-------------------|----------------|--------------|----------------------------|----------------|------------|---------------|
|                     | Total             | Mujeres        | Hombres      | Federal                    | Estatal        | Autónomo   | Particular    |
| Aguascalientes      | 2,274             | 2,261          | 13           | 156                        | 1,596          |            | 522           |
| Baja California     | 4,860             | 4,807          | 53           | 120                        | 3,499          |            | 1,241         |
| Baja California Sur | 1,247             | 1,227          | 20           | 95                         | 923            |            | 229           |
| Campeche            | 1,866             | 1,793          | 73           | 202                        | 1,454          |            | 210           |
| Coahuila            | 5,335             | 5,248          | 87           | 328                        | 3,601          |            | 1,406         |
| Colima              | 1,297             | 1,274          | 23           | 111                        | 869            |            | 317           |
| Chiapas             | 14,148            | 12,639         | 1,509        | 3,134                      | 10,372         |            | 642           |
| Chihuahua           | 5,260             | 5,146          | 114          | 516                        | 4,151          |            | 593           |
| Ciudad de México    | 12,053            | 11,931         | 122          | 7,367                      |                | 35         | 4,651         |
| Durango             | 4,103             | 3,867          | 236          | 915                        | 2,668          |            | 520           |
| Guanajuato          | 10,610            | 10,351         | 259          | 660                        | 8,036          |            | 1,914         |
| Guerrero            | 10,196            | 9,837          | 359          | 623                        | 9,083          | 6          | 484           |
| Hidalgo             | 6,165             | 5,875          | 290          | 1,212                      | 4,084          |            | 869           |
| Jalisco             | 14,530            | 14,240         | 290          | 1,096                      | 10,131         |            | 3,303         |
| México              | 24,360            | 23,547         | 813          | 741                        | 18,136         |            | 5,483         |
| Michoacán           | 11,436            | 10,718         | 718          | 1,029                      | 8,888          |            | 1,519         |
| Morelos             | 3,192             | 3,115          | 77           | 120                        | 2,097          |            | 975           |
| Nayarit             | 2,433             | 2,339          | 94           | 266                        | 1,829          |            | 338           |
| Nuevo León          | 9,765             | 9,666          | 99           | 415                        | 6,951          |            | 2,399         |
| Oaxaca              | 11,387            | 9,666          | 1,721        | 895                        | 9,809          |            | 683           |
| Puebla              | 12,998            | 12,714         | 284          | 1,179                      | 9,439          | 10         | 2,370         |
| Querétaro           | 4,207             | 4,112          | 95           | 645                        | 2,208          |            | 1,354         |
| Quintana Roo        | 2,612             | 2,517          | 95           | 149                        | 1,883          |            | 580           |
| San Luis Potosí     | 6,523             | 6,137          | 386          | 755                        | 4,941          |            | 827           |
| Sinaloa             | 6,141             | 6,042          | 99           | 856                        | 4,280          | 24         | 981           |
| Sonora              | 4,500             | 4,424          | 76           | 287                        | 3,036          | 7          | 1,170         |
| Tabasco             | 4,939             | 4,796          | 143          | 517                        | 4,013          |            | 409           |
| Tamaulipas          | 5,832             | 5,751          | 81           | 555                        | 3,875          | 11         | 1,391         |
| Tlaxcala            | 2,412             | 2,376          | 36           | 254                        | 1,666          |            | 492           |
| Veracruz            | 16,767            | 15,810         | 957          | 1,816                      | 13,131         |            | 1,820         |
| Yucatán             | 4,270             | 3,982          | 288          | 256                        | 3,042          |            | 972           |
| Zacatecas           | 3,749             | 3,466          | 283          | 286                        | 3,127          | 10         | 326           |
| <b>Nacional</b>     | <b>231,467</b>    | <b>221,674</b> | <b>9,793</b> | <b>27,556</b>              | <b>162,818</b> | <b>103</b> | <b>40,990</b> |

\* Conjunto de individuos adscritos a un centro de trabajo, de acuerdo a la función que realizan en el mismo. A cada uno se le considera tantas veces como en centros de trabajo esté adscrito.

## Docentes\* por sexo, nivel de escolaridad y entidad federativa

Inicia

| Entidad Federativa  | DOCENTES TOTAL |                |              | BÁSICA     |            |           | MEDIA SUPERIOR |              |            |
|---------------------|----------------|----------------|--------------|------------|------------|-----------|----------------|--------------|------------|
|                     | Total          | Mujeres        | Hombres      | Total      | Mujeres    | Hombres   | Total          | Mujeres      | Hombres    |
| Aguascalientes      | 2,274          | 2,261          | 13           | 1          | 1          |           | 20             | 18           | 2          |
| Baja California     | 4,860          | 4,807          | 53           | 2          | 2          |           | 19             | 18           | 1          |
| Baja California Sur | 1,247          | 1,227          | 20           | 2          | 2          |           | 3              | 3            |            |
| Campeche            | 1,866          | 1,793          | 73           |            |            |           | 9              | 9            |            |
| Coahuila            | 5,335          | 5,248          | 87           |            |            |           | 107            | 105          | 2          |
| Colima              | 1,297          | 1,274          | 23           |            |            |           | 8              | 8            |            |
| Chiapas             | 14,148         | 12,639         | 1,509        | 26         | 20         | 6         | 573            | 453          | 120        |
| Chihuahua           | 5,260          | 5,146          | 114          | 1          |            | 1         | 10             | 10           |            |
| Ciudad de México    | 12,053         | 11,931         | 122          | 18         | 17         | 1         | 214            | 204          | 10         |
| Durango             | 4,103          | 3,867          | 236          | 2          | 2          |           | 37             | 33           | 4          |
| Guanajuato          | 10,610         | 10,351         | 259          | 22         | 20         | 2         | 110            | 102          | 8          |
| Guerrero            | 10,196         | 9,837          | 359          |            |            |           | 147            | 133          | 14         |
| Hidalgo             | 6,165          | 5,875          | 290          | 4          | 4          |           | 54             | 49           | 5          |
| Jalisco             | 14,530         | 14,240         | 290          | 27         | 27         |           | 109            | 106          | 3          |
| México              | 24,360         | 23,547         | 813          | 9          | 8          | 1         | 120            | 118          | 2          |
| Michoacán           | 11,436         | 10,718         | 718          | 46         | 44         | 2         | 173            | 164          | 9          |
| Morelos             | 3,192          | 3,115          | 77           | 3          | 3          |           | 21             | 21           |            |
| Nayarit             | 2,433          | 2,339          | 94           |            |            |           | 19             | 18           | 1          |
| Nuevo León          | 9,765          | 9,666          | 99           |            |            |           | 101            | 101          |            |
| Oaxaca              | 11,387         | 9,666          | 1,721        | 27         | 22         | 5         | 1,081          | 713          | 368        |
| Puebla              | 12,998         | 12,714         | 284          | 13         | 12         | 1         | 302            | 293          | 9          |
| Querétaro           | 4,207          | 4,112          | 95           | 7          | 7          |           | 54             | 54           |            |
| Quintana Roo        | 2,612          | 2,517          | 95           |            |            |           | 14             | 14           |            |
| San Luis Potosí     | 6,523          | 6,137          | 386          |            |            |           | 62             | 55           | 7          |
| Sinaloa             | 6,141          | 6,042          | 99           | 57         | 54         | 3         | 168            | 161          | 7          |
| Sonora              | 4,500          | 4,424          | 76           | 4          | 3          | 1         | 64             | 63           | 1          |
| Tabasco             | 4,939          | 4,796          | 143          | 7          | 7          |           | 16             | 15           | 1          |
| Tamaulipas          | 5,832          | 5,751          | 81           | 17         | 16         | 1         | 78             | 78           |            |
| Tlaxcala            | 2,412          | 2,376          | 36           | 1          | 1          |           | 18             | 17           | 1          |
| Veracruz            | 16,767         | 15,810         | 957          | 2          | 2          |           | 64             | 57           | 7          |
| Yucatán             | 4,270          | 3,982          | 288          | 2          | 2          |           | 39             | 38           | 1          |
| Zacatecas           | 3,749          | 3,466          | 283          | 116        | 115        | 1         | 280            | 265          | 15         |
| <b>Nacional</b>     | <b>231,467</b> | <b>221,674</b> | <b>9,793</b> | <b>416</b> | <b>391</b> | <b>25</b> | <b>4,094</b>   | <b>3,496</b> | <b>598</b> |

\* Conjunto de individuos adscritos a un centro de trabajo, de acuerdo a la función que realizan en el mismo. A cada uno se le considera tantas veces como en centros de trabajo esté adscrito.

**Docentes\* por sexo, nivel de escolaridad y entidad federativa***Continúa*

| Entidad Federativa  | NORMAL PREESCOLAR |              |            | NORMAL PRIMARIA |            |           | NORMAL SUPERIOR |              |            |
|---------------------|-------------------|--------------|------------|-----------------|------------|-----------|-----------------|--------------|------------|
|                     | Total             | Mujeres      | Hombres    | Total           | Mujeres    | Hombres   | Total           | Mujeres      | Hombres    |
| Aguascalientes      | 82                | 82           |            |                 |            |           | 22              | 22           |            |
| Baja California     | 274               | 274          |            | 6               | 6          |           | 135             | 134          | 1          |
| Baja California Sur | 66                | 65           | 1          | 5               | 5          |           | 31              | 31           |            |
| Campeche            | 112               | 109          | 3          | 3               | 3          |           | 16              | 16           |            |
| Coahuila            | 334               | 327          | 7          | 5               | 3          | 2         | 77              | 76           | 1          |
| Colima              | 53                | 53           |            |                 |            |           | 35              | 35           |            |
| Chiapas             | 473               | 455          | 18         | 19              | 17         | 2         | 131             | 117          | 14         |
| Chihuahua           | 590               | 585          | 5          | 4               | 4          |           | 23              | 22           | 1          |
| Ciudad de México    | 324               | 324          |            | 16              | 16         |           | 216             | 215          | 1          |
| Durango             | 101               | 99           | 2          | 4               | 4          |           | 55              | 51           | 4          |
| Guanajuato          | 384               | 378          | 6          | 40              | 37         | 3         | 124             | 116          | 8          |
| Guerrero            | 334               | 326          | 8          | 24              | 23         | 1         | 227             | 216          | 11         |
| Hidalgo             | 215               | 207          | 8          | 23              | 21         | 2         | 179             | 161          | 18         |
| Jalisco             | 879               | 865          | 14         | 29              | 27         | 2         | 122             | 119          | 3          |
| México              | 317               | 312          | 5          | 44              | 43         | 1         | 279             | 272          | 7          |
| Michoacán           | 874               | 790          | 84         | 88              | 82         | 6         | 123             | 112          | 11         |
| Morelos             | 118               | 116          | 2          | 6               | 5          | 1         | 46              | 45           | 1          |
| Nayarit             | 72                | 70           | 2          | 5               | 5          |           | 19              | 19           |            |
| Nuevo León          | 735               | 732          | 3          | 21              | 17         | 4         | 55              | 50           | 5          |
| Oaxaca              | 575               | 533          | 42         | 119             | 98         | 21        | 300             | 244          | 56         |
| Puebla              | 301               | 300          | 1          | 157             | 149        | 8         | 175             | 170          | 5          |
| Querétaro           | 122               | 118          | 4          | 8               | 8          |           | 68              | 63           | 5          |
| Quintana Roo        | 182               | 179          | 3          |                 |            |           | 57              | 54           | 3          |
| San Luis Potosí     | 181               | 166          | 15         | 21              | 21         |           | 73              | 66           | 7          |
| Sinaloa             | 366               | 364          | 2          | 11              | 11         |           | 215             | 212          | 3          |
| Sonora              | 244               | 243          | 1          | 8               | 8          |           | 35              | 33           | 2          |
| Tabasco             | 271               | 264          | 7          | 4               | 4          |           | 62              | 59           | 3          |
| Tamaulipas          | 460               | 455          | 5          | 9               | 8          | 1         | 136             | 133          | 3          |
| Tlaxcala            | 144               | 140          | 4          | 19              | 19         |           | 35              | 35           |            |
| Veracruz            | 664               | 645          | 19         | 59              | 50         | 9         | 262             | 251          | 11         |
| Yucatán             | 284               | 265          | 19         | 4               | 3          | 1         | 60              | 51           | 9          |
| Zacatecas           | 72                | 67           | 5          | 3               | 3          |           | 32              | 29           | 3          |
| <b>Nacional</b>     | <b>10,203</b>     | <b>9,908</b> | <b>295</b> | <b>764</b>      | <b>700</b> | <b>64</b> | <b>3,425</b>    | <b>3,229</b> | <b>196</b> |

\* Conjunto de individuos adscritos a un centro de trabajo, de acuerdo a la función que realizan en el mismo. A cada uno se le considera tantas veces como en centros de trabajo esté adscrito.

## Docentes\* por sexo, nivel de escolaridad y entidad federativa

*Concluye*

| Entidad Federativa  | LICENCIATURA   |                |              | POSGRADO      |               |            | OTROS         |               |              |
|---------------------|----------------|----------------|--------------|---------------|---------------|------------|---------------|---------------|--------------|
|                     | Total          | Mujeres        | Hombres      | Total         | Mujeres       | Hombres    | Total         | Mujeres       | Hombres      |
| Aguascalientes      | 1,678          | 1,673          | 5            | 329           | 328           | 1          | 142           | 137           | 5            |
| Baja California     | 3,599          | 3,562          | 37           | 711           | 700           | 11         | 114           | 111           | 3            |
| Baja California Sur | 942            | 927            | 15           | 110           | 109           | 1          | 88            | 85            | 3            |
| Campeche            | 1,402          | 1,352          | 50           | 130           | 127           | 3          | 194           | 177           | 17           |
| Coahuila            | 3,649          | 3,593          | 56           | 808           | 795           | 13         | 355           | 349           | 6            |
| Colima              | 904            | 889            | 15           | 182           | 176           | 6          | 115           | 113           | 2            |
| Chiapas             | 7,808          | 7,221          | 587          | 1,848         | 1,774         | 74         | 3,270         | 2,582         | 688          |
| Chihuahua           | 3,309          | 3,245          | 64           | 800           | 791           | 9          | 523           | 489           | 34           |
| Ciudad de México    | 9,170          | 9,090          | 80           | 686           | 663           | 23         | 1,409         | 1,402         | 7            |
| Durango             | 2,381          | 2,227          | 154          | 554           | 533           | 21         | 969           | 918           | 51           |
| Guanajuato          | 7,946          | 7,772          | 174          | 1,232         | 1,209         | 23         | 752           | 717           | 35           |
| Guerrero            | 7,969          | 7,727          | 242          | 757           | 740           | 17         | 738           | 672           | 66           |
| Hidalgo             | 4,076          | 3,911          | 165          | 415           | 409           | 6          | 1,199         | 1,113         | 86           |
| Jalisco             | 10,099         | 9,956          | 143          | 1,988         | 1,927         | 61         | 1,277         | 1,213         | 64           |
| México              | 16,633         | 16,162         | 471          | 5,994         | 5,758         | 236        | 964           | 874           | 90           |
| Michoacán           | 7,960          | 7,467          | 493          | 1,150         | 1,114         | 36         | 1,022         | 945           | 77           |
| Morelos             | 2,626          | 2,571          | 55           | 268           | 255           | 13         | 104           | 99            | 5            |
| Nayarit             | 1,483          | 1,431          | 52           | 578           | 568           | 10         | 257           | 228           | 29           |
| Nuevo León          | 7,378          | 7,316          | 62           | 1,011         | 1,004         | 7          | 464           | 446           | 18           |
| Oaxaca              | 7,930          | 6,846          | 1,084        | 405           | 349           | 56         | 950           | 861           | 89           |
| Puebla              | 9,534          | 9,403          | 131          | 1,324         | 1,307         | 17         | 1,192         | 1,080         | 112          |
| Querétaro           | 2,981          | 2,920          | 61           | 286           | 278           | 8          | 681           | 664           | 17           |
| Quintana Roo        | 1,873          | 1,799          | 74           | 286           | 280           | 6          | 200           | 191           | 9            |
| San Luis Potosí     | 4,494          | 4,234          | 260          | 949           | 904           | 45         | 743           | 691           | 52           |
| Sinaloa             | 3,898          | 3,852          | 46           | 423           | 411           | 12         | 1,003         | 977           | 26           |
| Sonora              | 2,935          | 2,883          | 52           | 825           | 813           | 12         | 385           | 378           | 7            |
| Tabasco             | 3,402          | 3,318          | 84           | 541           | 526           | 15         | 636           | 603           | 33           |
| Tamaulipas          | 4,068          | 4,028          | 40           | 502           | 496           | 6          | 562           | 537           | 25           |
| Tlaxcala            | 1,834          | 1,822          | 12           | 113           | 113           |            | 248           | 229           | 19           |
| Veracruz            | 12,686         | 11,987         | 699          | 1,097         | 1,061         | 36         | 1,933         | 1,757         | 176          |
| Yucatán             | 3,020          | 2,813          | 207          | 580           | 561           | 19         | 281           | 249           | 32           |
| Zacatecas           | 2,202          | 2,013          | 189          | 705           | 652           | 53         | 339           | 322           | 17           |
| <b>Nacional</b>     | <b>161,869</b> | <b>156,010</b> | <b>5,859</b> | <b>27,587</b> | <b>26,731</b> | <b>856</b> | <b>23,109</b> | <b>21,209</b> | <b>1,900</b> |

\* Conjunto de individuos adscritos a un centro de trabajo, de acuerdo a la función que realizan en el mismo. A cada uno se le considera tantas veces como en centros de trabajo esté adscrito.

## Escuelas por sostenimiento y entidad federativa

| Entidad Federativa  | ESCUELAS      |               |               |           |               |
|---------------------|---------------|---------------|---------------|-----------|---------------|
|                     | Total         | Federal       | Estatad       | Autónomo  | Particular    |
| Aguascalientes      | 680           | 126           | 385           |           | 169           |
| Baja California     | 1,419         | 95            | 859           |           | 465           |
| Baja California Sur | 412           | 102           | 226           |           | 84            |
| Campeche            | 703           | 175           | 456           |           | 72            |
| Coahuila            | 1,817         | 296           | 1,099         |           | 422           |
| Colima              | 414           | 87            | 224           |           | 103           |
| Chiapas             | 7,472         | 2,680         | 4,553         |           | 239           |
| Chihuahua           | 2,126         | 524           | 1,285         |           | 317           |
| Ciudad de México    | 2,823         | 1,378         |               | 7         | 1,438         |
| Durango             | 1,809         | 805           | 849           | 1         | 154           |
| Guanajuato          | 4,191         | 593           | 2,997         |           | 601           |
| Guerrero            | 4,023         | 739           | 3,119         | 1         | 164           |
| Hidalgo             | 3,052         | 1,173         | 1,578         |           | 301           |
| Jalisco             | 5,157         | 1,167         | 2,924         |           | 1,066         |
| México              | 7,513         | 749           | 4,950         |           | 1,814         |
| Michoacán           | 4,237         | 1,031         | 2,745         |           | 461           |
| Morelos             | 1,236         | 95            | 651           |           | 490           |
| Nayarit             | 1,137         | 318           | 701           |           | 118           |
| Nuevo León          | 2,708         | 442           | 1,669         |           | 597           |
| Oaxaca              | 4,881         | 844           | 3,807         |           | 230           |
| Puebla              | 4,879         | 1,050         | 3,083         | 1         | 745           |
| Querétaro           | 1,588         | 568           | 634           |           | 386           |
| Quintana Roo        | 821           | 138           | 506           |           | 177           |
| San Luis Potosí     | 3,065         | 904           | 1,867         |           | 294           |
| Sinaloa             | 2,398         | 762           | 1,387         | 2         | 247           |
| Sonora              | 1,577         | 258           | 988           | 1         | 330           |
| Tabasco             | 2,046         | 502           | 1,426         |           | 118           |
| Tamaulipas          | 2,217         | 543           | 1,168         | 2         | 504           |
| Tlaxcala            | 813           | 198           | 450           |           | 165           |
| Veracruz            | 7,656         | 1,734         | 5,309         |           | 613           |
| Yucatán             | 1,218         | 252           | 673           |           | 293           |
| Zacatecas           | 1,718         | 349           | 1,255         | 1         | 113           |
| <b>Nacional</b>     | <b>87,806</b> | <b>20,677</b> | <b>53,823</b> | <b>16</b> | <b>13,290</b> |

## Grupos por sostenimiento y entidad federativa

| Entidad Federativa  | GRUPOS         |               |                |            |               |
|---------------------|----------------|---------------|----------------|------------|---------------|
|                     | Total          | Federal       | Estatad        | Autónomo   | Particular    |
| Aguascalientes      | 2,255          | 138           | 1,596          |            | 521           |
| Baja California     | 4,828          | 103           | 3,493          |            | 1,232         |
| Baja California Sur | 1,298          | 111           | 944            |            | 243           |
| Campeche            | 1,845          | 187           | 1,446          |            | 212           |
| Coahuila            | 5,446          | 306           | 3,645          |            | 1,495         |
| Colima              | 1,295          | 99            | 872            |            | 324           |
| Chiapas             | 14,238         | 2,689         | 10,901         |            | 648           |
| Chihuahua           | 5,270          | 526           | 4,151          |            | 593           |
| Ciudad de México    | 11,773         | 7,338         |                | 39         | 4,396         |
| Durango             | 4,000          | 805           | 2,663          | 3          | 529           |
| Guanajuato          | 10,565         | 630           | 8,035          |            | 1,900         |
| Guerrero            | 10,310         | 748           | 9,093          | 6          | 463           |
| Hidalgo             | 6,138          | 1,185         | 4,084          |            | 869           |
| Jalisco             | 14,637         | 1,188         | 10,126         |            | 3,323         |
| México              | 24,435         | 763           | 18,174         |            | 5,498         |
| Michoacán           | 11,564         | 1,060         | 9,079          |            | 1,425         |
| Morelos             | 3,179          | 107           | 2,097          |            | 975           |
| Nayarit             | 2,476          | 325           | 1,826          |            | 325           |
| Nuevo León          | 9,774          | 458           | 6,917          |            | 2,399         |
| Oaxaca              | 11,671         | 864           | 10,115         |            | 692           |
| Puebla              | 12,889         | 1,075         | 9,439          | 10         | 2,365         |
| Querétaro           | 4,137          | 574           | 2,208          |            | 1,355         |
| Quintana Roo        | 2,600          | 144           | 1,883          |            | 573           |
| San Luis Potosí     | 6,694          | 913           | 4,944          |            | 837           |
| Sinaloa             | 6,013          | 778           | 4,274          | 20         | 941           |
| Sonora              | 4,560          | 278           | 3,201          | 7          | 1,074         |
| Tabasco             | 4,923          | 520           | 4,011          |            | 392           |
| Tamaulipas          | 5,872          | 573           | 3,899          | 11         | 1,389         |
| Tlaxcala            | 2,364          | 203           | 1,669          |            | 492           |
| Veracruz            | 16,736         | 1,768         | 13,140         |            | 1,828         |
| Yucatán             | 4,264          | 260           | 3,042          |            | 962           |
| Zacatecas           | 3,831          | 359           | 3,150          | 10         | 312           |
| <b>Nacional</b>     | <b>231,880</b> | <b>27,075</b> | <b>164,117</b> | <b>106</b> | <b>40,582</b> |

## Alumnos por grado, docentes, escuelas y grupos por entidad federativa

| Entidad Federativa  | ALUMNOS          |                |                  |                  | DOCENTES*      | ESCUELAS      | GRUPOS         |
|---------------------|------------------|----------------|------------------|------------------|----------------|---------------|----------------|
|                     | Total            | Primero        | Segundo          | Tercero          |                |               |                |
| Aguascalientes      | 50,446           | 6,249          | 20,043           | 24,154           | 2,133          | 557           | 2,132          |
| Baja California     | 91,300           | 7,312          | 33,070           | 50,918           | 4,602          | 1,273         | 4,573          |
| Baja California Sur | 25,069           | 3,970          | 9,144            | 11,955           | 1,169          | 317           | 1,203          |
| Campeche            | 24,991           | 4,740          | 9,164            | 11,087           | 1,421          | 412           | 1,414          |
| Coahuila            | 125,557          | 18,353         | 48,846           | 58,358           | 5,020          | 1,525         | 5,154          |
| Colima              | 21,422           | 2,327          | 8,954            | 10,141           | 1,205          | 331           | 1,212          |
| Chiapas             | 162,232          | 38,315         | 56,139           | 67,778           | 7,501          | 2,776         | 7,662          |
| Chihuahua           | 102,393          | 14,945         | 33,905           | 53,543           | 4,521          | 1,428         | 4,521          |
| Ciudad de México    | 207,973          | 39,726         | 76,352           | 91,895           | 12,049         | 2,819         | 11,769         |
| Durango             | 54,817           | 3,829          | 24,059           | 26,929           | 3,016          | 905           | 3,020          |
| Guanajuato          | 221,721          | 26,062         | 91,261           | 104,398          | 9,991          | 3,606         | 9,968          |
| Guerrero            | 118,568          | 29,705         | 41,896           | 46,967           | 7,646          | 2,355         | 7,625          |
| Hidalgo             | 73,355           | 6,418          | 30,480           | 36,457           | 4,058          | 1,407         | 4,058          |
| Jalisco             | 268,580          | 28,110         | 109,233          | 131,237          | 13,393         | 3,946         | 13,402         |
| México              | 445,148          | 53,798         | 172,582          | 218,768          | 23,026         | 6,489         | 23,079         |
| Michoacán           | 157,339          | 24,284         | 62,258           | 70,797           | 9,473          | 2,982         | 9,487          |
| Morelos             | 54,377           | 7,318          | 20,535           | 26,524           | 3,026          | 1,128         | 3,026          |
| Nayarit             | 38,328           | 6,244          | 14,920           | 17,164           | 1,970          | 676           | 1,954          |
| Nuevo León          | 193,253          | 25,932         | 79,037           | 88,284           | 9,372          | 2,272         | 9,338          |
| Oaxaca              | 102,281          | 21,008         | 34,422           | 46,851           | 6,607          | 2,139         | 6,684          |
| Puebla              | 208,618          | 41,749         | 75,693           | 91,176           | 9,711          | 2,885         | 9,706          |
| Querétaro           | 71,617           | 6,518          | 30,355           | 34,744           | 3,423          | 938           | 3,424          |
| Quintana Roo        | 47,736           | 5,552          | 17,391           | 24,793           | 2,242          | 581           | 2,234          |
| San Luis Potosí     | 94,961           | 20,038         | 35,619           | 39,304           | 5,088          | 1,744         | 5,101          |
| Sinaloa             | 101,178          | 14,962         | 41,800           | 44,416           | 5,234          | 1,608         | 5,189          |
| Sonora              | 75,872           | 8,868          | 27,829           | 39,175           | 3,856          | 1,102         | 3,850          |
| Tabasco             | 89,971           | 22,981         | 31,140           | 35,850           | 4,079          | 1,422         | 4,059          |
| Tamaulipas          | 97,415           | 11,860         | 34,658           | 50,897           | 5,319          | 1,686         | 5,341          |
| Tlaxcala            | 43,930           | 3,264          | 19,915           | 20,751           | 2,098          | 596           | 2,101          |
| Veracruz            | 168,113          | 23,131         | 62,193           | 82,789           | 12,925         | 4,720         | 12,940         |
| Yucatán             | 55,334           | 10,693         | 20,834           | 23,807           | 3,003          | 693           | 2,993          |
| Zacatecas           | 65,949           | 12,334         | 25,068           | 28,547           | 3,475          | 1,371         | 3,484          |
| <b>Nacional</b>     | <b>3,659,844</b> | <b>550,595</b> | <b>1,398,795</b> | <b>1,710,454</b> | <b>191,652</b> | <b>58,689</b> | <b>191,703</b> |

Incluye información de Cendi

\* Conjunto de individuos adscritos a un centro de trabajo, de acuerdo a la función que realizan en el mismo. A cada uno se le considera tantas veces como en centros de trabajo esté adscrito.

## Alumnos por grado, docentes, escuelas y grupos por entidad federativa

| Entidad Federativa  | ALUMNOS        |                |                |                | DOCENTES*     | ESCUELAS     | GRUPOS        |
|---------------------|----------------|----------------|----------------|----------------|---------------|--------------|---------------|
|                     | Total          | Primero        | Segundo        | Tercero        |               |              |               |
| Aguascalientes      |                |                |                |                |               |              |               |
| Baja California     | 3,506          | 136            | 1,300          | 2,070          | 157           | 56           | 165           |
| Baja California Sur |                |                |                |                |               |              |               |
| Campeche            | 5,421          | 1,563          | 1,895          | 1,963          | 258           | 119          | 259           |
| Coahuila            |                |                |                |                |               |              |               |
| Colima              |                |                |                |                |               |              |               |
| Chiapas             | 101,740        | 28,036         | 35,139         | 38,565         | 3,527         | 2,020        | 3,900         |
| Chihuahua           | 4,671          | 1,013          | 1,600          | 2,058          | 226           | 175          | 226           |
| Ciudad de México    |                |                |                |                |               |              |               |
| Durango             | 2,622          | 543            | 946            | 1,133          | 172           | 99           | 175           |
| Guanajuato          | 370            | 20             | 146            | 204            | 15            | 3            | 15            |
| Guerrero            | 38,443         | 11,115         | 13,192         | 14,136         | 1,940         | 933          | 1,950         |
| Hidalgo             | 13,750         | 3,308          | 4,874          | 5,568          | 911           | 476          | 911           |
| Jalisco             | 1,166          | 248            | 405            | 513            | 78            | 54           | 78            |
| México              | 13,391         | 1,362          | 4,532          | 7,497          | 615           | 284          | 616           |
| Michoacán           | 18,282         | 4,222          | 6,664          | 7,396          | 984           | 245          | 1,067         |
| Morelos             | 1,452          | 174            | 555            | 723            | 62            | 17           | 62            |
| Nayarit             | 4,073          | 1,038          | 1,421          | 1,614          | 206           | 145          | 206           |
| Nuevo León          |                |                |                |                |               |              |               |
| Oaxaca              | 74,157         | 20,030         | 25,243         | 28,884         | 3,914         | 1,904        | 4,149         |
| Puebla              | 45,924         | 10,259         | 16,295         | 19,370         | 2,143         | 954          | 2,143         |
| Querétaro           | 2,882          | 581            | 1,109          | 1,192          | 147           | 84           | 147           |
| Quintana Roo        | 4,716          | 1,381          | 1,599          | 1,736          | 231           | 105          | 231           |
| San Luis Potosí     | 10,439         | 3,207          | 3,476          | 3,756          | 692           | 420          | 692           |
| Sinaloa             | 1,043          |                | 519            | 524            | 68            | 34           | 68            |
| Sonora              | 6,864          | 1,460          | 2,483          | 2,921          | 398           | 225          | 460           |
| Tabasco             | 7,635          | 2,394          | 2,533          | 2,708          | 368           | 128          | 368           |
| Tamaulipas          |                |                |                |                |               |              |               |
| Tlaxcala            | 1,489          |                | 744            | 745            | 66            | 20           | 66            |
| Veracruz            | 33,664         | 6,998          | 11,933         | 14,733         | 2,072         | 1,212        | 2,072         |
| Yucatán             | 20,234         | 4,405          | 7,614          | 8,215          | 1,023         | 277          | 1,023         |
| Zacatecas           |                |                |                |                |               |              |               |
| <b>Nacional</b>     | <b>417,934</b> | <b>103,493</b> | <b>146,217</b> | <b>168,224</b> | <b>20,273</b> | <b>9,989</b> | <b>21,049</b> |

Incluye información de Cendi

\* Conjunto de individuos adscritos a un centro de trabajo, de acuerdo a la función que realizan en el mismo. A cada uno se le considera tantas veces como en centros de trabajo esté adscrito.

## Alumnos por grado, docentes, escuelas y grupos por entidad federativa

| Entidad Federativa  | ALUMNOS        |               |               |               | DOCENTES*     | ESCUELAS      | GRUPOS        |
|---------------------|----------------|---------------|---------------|---------------|---------------|---------------|---------------|
|                     | Total          | Primero       | Segundo       | Tercero       |               |               |               |
| Aguascalientes      | 1,477          | 275           | 681           | 521           | 141           | 123           | 123           |
| Baja California     | 855            | 171           | 377           | 307           | 101           | 90            | 90            |
| Baja California Sur | 683            | 211           | 270           | 202           | 78            | 95            | 95            |
| Campeche            | 1,836          | 623           | 691           | 522           | 187           | 172           | 172           |
| Coahuila            | 2,918          | 809           | 1,204         | 905           | 315           | 292           | 292           |
| Colima              | 758            | 220           | 352           | 186           | 92            | 83            | 83            |
| Chiapas             | 30,564         | 11,069        | 11,508        | 7,987         | 3,120         | 2,676         | 2,676         |
| Chihuahua           | 4,079          | 1,106         | 1,579         | 1,394         | 513           | 523           | 523           |
| Ciudad de México    | 29             | 2             | 23            | 4             | 4             | 4             | 4             |
| Durango             | 6,970          | 1,839         | 3,003         | 2,128         | 915           | 805           | 805           |
| Guanajuato          | 4,880          | 1,266         | 2,026         | 1,588         | 604           | 582           | 582           |
| Guerrero            | 5,845          | 2,174         | 2,128         | 1,543         | 610           | 735           | 735           |
| Hidalgo             | 10,137         | 2,717         | 4,337         | 3,083         | 1,196         | 1,169         | 1,169         |
| Jalisco             | 8,890          | 2,584         | 3,718         | 2,588         | 1,059         | 1,157         | 1,157         |
| México              | 6,292          | 1,652         | 2,592         | 2,048         | 719           | 740           | 740           |
| Michoacán           | 8,230          | 2,570         | 3,357         | 2,303         | 979           | 1,010         | 1,010         |
| Morelos             | 1,015          | 230           | 434           | 351           | 104           | 91            | 91            |
| Nayarit             | 2,146          | 691           | 883           | 572           | 257           | 316           | 316           |
| Nuevo León          | 2,445          | 756           | 1,028         | 661           | 393           | 436           | 436           |
| Oaxaca              | 5,564          | 1,875         | 2,179         | 1,510         | 866           | 838           | 838           |
| Puebla              | 10,375         | 3,432         | 4,015         | 2,928         | 1,144         | 1,040         | 1,040         |
| Querétaro           | 5,151          | 1,061         | 2,442         | 1,648         | 637           | 566           | 566           |
| Quintana Roo        | 1,253          | 481           | 479           | 293           | 139           | 135           | 135           |
| San Luis Potosí     | 5,936          | 2,105         | 2,282         | 1,549         | 743           | 901           | 901           |
| Sinaloa             | 6,221          | 2,345         | 2,335         | 1,541         | 839           | 756           | 756           |
| Sonora              | 2,248          | 662           | 929           | 657           | 246           | 250           | 250           |
| Tabasco             | 5,080          | 1,915         | 1,864         | 1,301         | 492           | 496           | 496           |
| Tamaulipas          | 3,515          | 1,097         | 1,447         | 971           | 513           | 531           | 531           |
| Tlaxcala            | 2,635          | 643           | 1,175         | 817           | 248           | 197           | 197           |
| Veracruz            | 12,741         | 2,961         | 5,436         | 4,344         | 1,770         | 1,724         | 1,724         |
| Yucatán             | 2,409          | 904           | 898           | 607           | 244           | 248           | 248           |
| Zacatecas           | 2,249          | 734           | 889           | 626           | 274           | 347           | 347           |
| <b>Nacional</b>     | <b>165,426</b> | <b>51,180</b> | <b>66,561</b> | <b>47,685</b> | <b>19,542</b> | <b>19,128</b> | <b>19,128</b> |

Incluye información de Cendi

\* Conjunto de individuos adscritos a un centro de trabajo, de acuerdo a la función que realizan en el mismo. A cada uno se le considera tantas veces como en centros de trabajo esté adscrito.

### Atención a niños de 3, 4 y 5 años

| 74.7 a 84.7      |      | 69.9 a 74.6 |      | 65.2 a 69.8    |      |
|------------------|------|-------------|------|----------------|------|
| Tabasco          | 84.7 | Sinaloa     | 74.6 | Campeche       | 69.8 |
| Oaxaca           | 80.0 | Zacatecas   | 73.4 | Nayarit        | 69.5 |
| Guerrero         | 77.4 | Chiapas     | 73.1 | Michoacán      | 68.4 |
| San Luis Potosí  | 76.9 | Colima      | 71.6 | Guanajuato     | 67.8 |
| Coahuila         | 75.0 | Puebla      | 71.4 | Aguascalientes | 67.7 |
| Ciudad de México | 74.9 | Yucatán     | 71.1 | Hidalgo        | 66.5 |

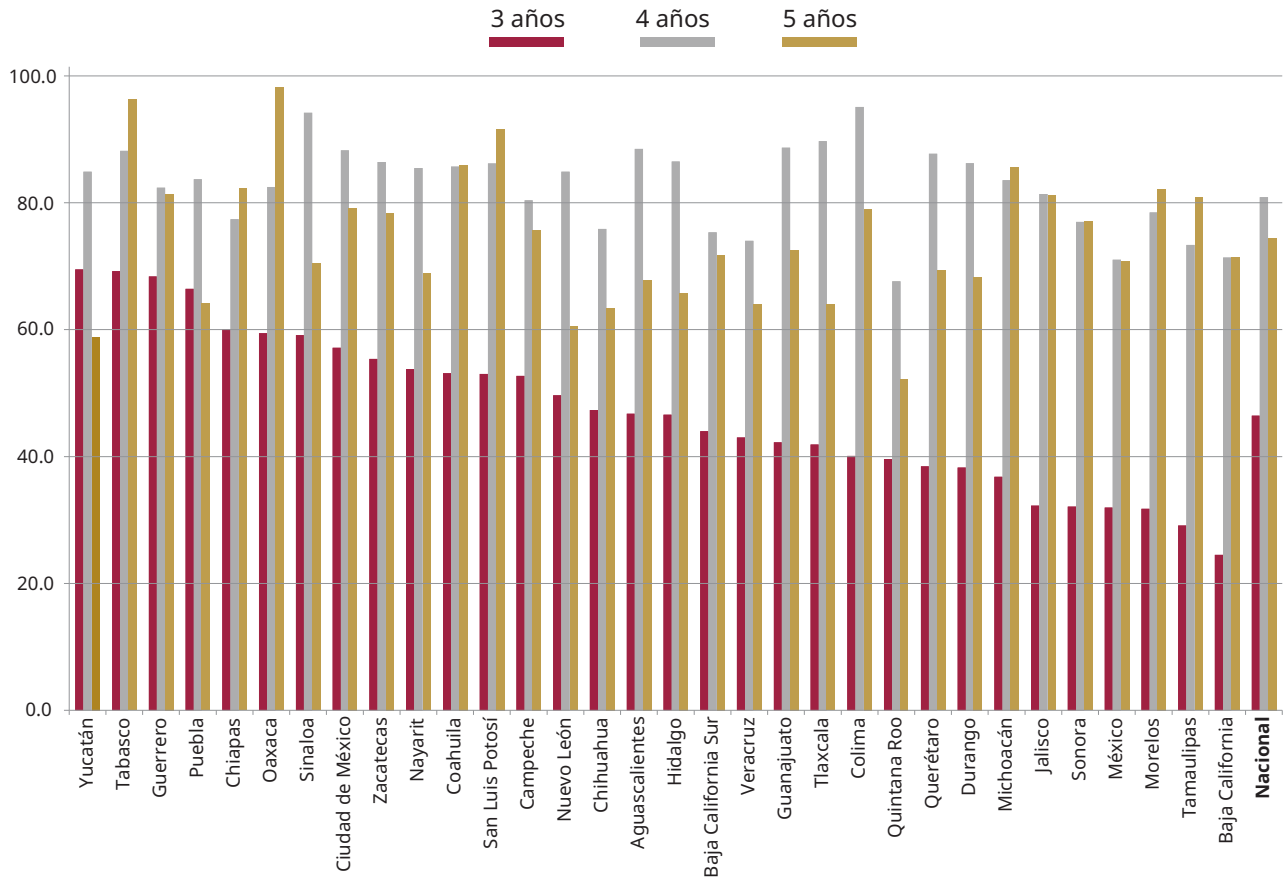
| 60.6 a 65.1         |      | 53.1 a 60.5     |      |
|---------------------|------|-----------------|------|
| Tlaxcala            | 65.1 | Veracruz        | 60.5 |
| Querétaro           | 65.1 | México          | 58.1 |
| Jalisco             | 65.0 | Baja California | 55.9 |
| Nuevo León          | 65.0 | Quintana Roo    | 53.1 |
| Durango             | 64.5 |                 |      |
| Morelos             | 64.2 |                 |      |
| Baja California Sur | 63.7 |                 |      |
| Chihuahua           | 62.3 |                 |      |
| Sonora              | 62.2 |                 |      |
| Tamaulipas          | 61.3 |                 |      |

**Nacional**

**67.3**



### Atención a preescolar por edad, total



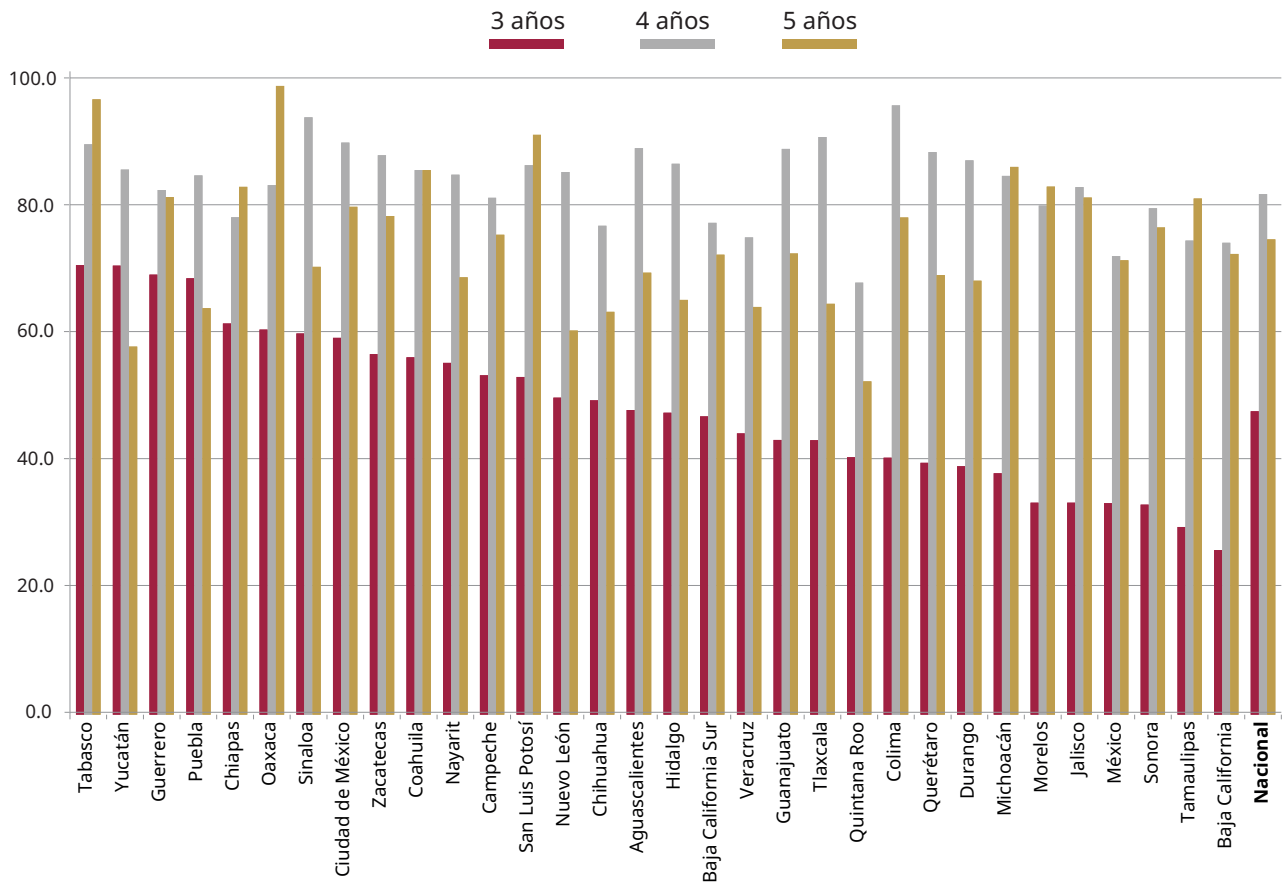
**TOTAL**

| ENTIDAD          | 3 años | 4 años | 5 años |
|------------------|--------|--------|--------|
| Yucatán          | 69.5   | 84.9   | 58.9   |
| Tabasco          | 69.2   | 88.2   | 96.3   |
| Guerrero         | 68.4   | 82.4   | 81.4   |
| Puebla           | 66.4   | 83.7   | 64.1   |
| Chiapas          | 60.0   | 77.4   | 82.3   |
| Oaxaca           | 59.4   | 82.5   | 98.2   |
| Sinaloa          | 59.1   | 94.2   | 70.5   |
| Ciudad de México | 57.2   | 88.3   | 79.2   |
| Zacatecas        | 55.4   | 86.4   | 78.4   |
| Nayarit          | 53.8   | 85.5   | 68.9   |
| Coahuila         | 53.1   | 85.7   | 85.9   |
| San Luis Potosí  | 53.0   | 86.2   | 91.6   |
| Campeche         | 52.7   | 80.4   | 75.7   |
| Nuevo León       | 49.6   | 84.9   | 60.5   |
| Chihuahua        | 47.3   | 75.9   | 63.4   |
| Aguascalientes   | 46.7   | 88.5   | 67.9   |
| Hidalgo          | 46.6   | 86.5   | 65.8   |

**TOTAL**

| ENTIDAD                   | 3 años      | 4 años      | 5 años      |
|---------------------------|-------------|-------------|-------------|
| Baja California Sur       | 44.0        | 75.3        | 71.7        |
| Veracruz                  | 43.0        | 74.0        | 64.0        |
| Guanajuato                | 42.2        | 88.7        | 72.6        |
| Tlaxcala                  | 41.9        | 89.7        | 63.9        |
| Colima                    | 40.1        | 95.1        | 79.0        |
| Quintana Roo              | 39.6        | 67.6        | 52.3        |
| Querétaro                 | 38.5        | 87.7        | 69.3        |
| Durango                   | 38.3        | 86.2        | 68.3        |
| Michoacán                 | 36.8        | 83.6        | 85.6        |
| Jalisco                   | 32.3        | 81.4        | 81.2        |
| Sonora                    | 32.1        | 77.0        | 77.0        |
| México                    | 32.0        | 71.0        | 70.7        |
| Morelos                   | 31.8        | 78.5        | 82.1        |
| Tamaulipas                | 29.2        | 73.3        | 80.8        |
| Baja California           | 24.5        | 71.4        | 71.4        |
| <b>República Mexicana</b> | <b>46.4</b> | <b>80.9</b> | <b>74.5</b> |

### Atención a preescolar por edad, mujeres



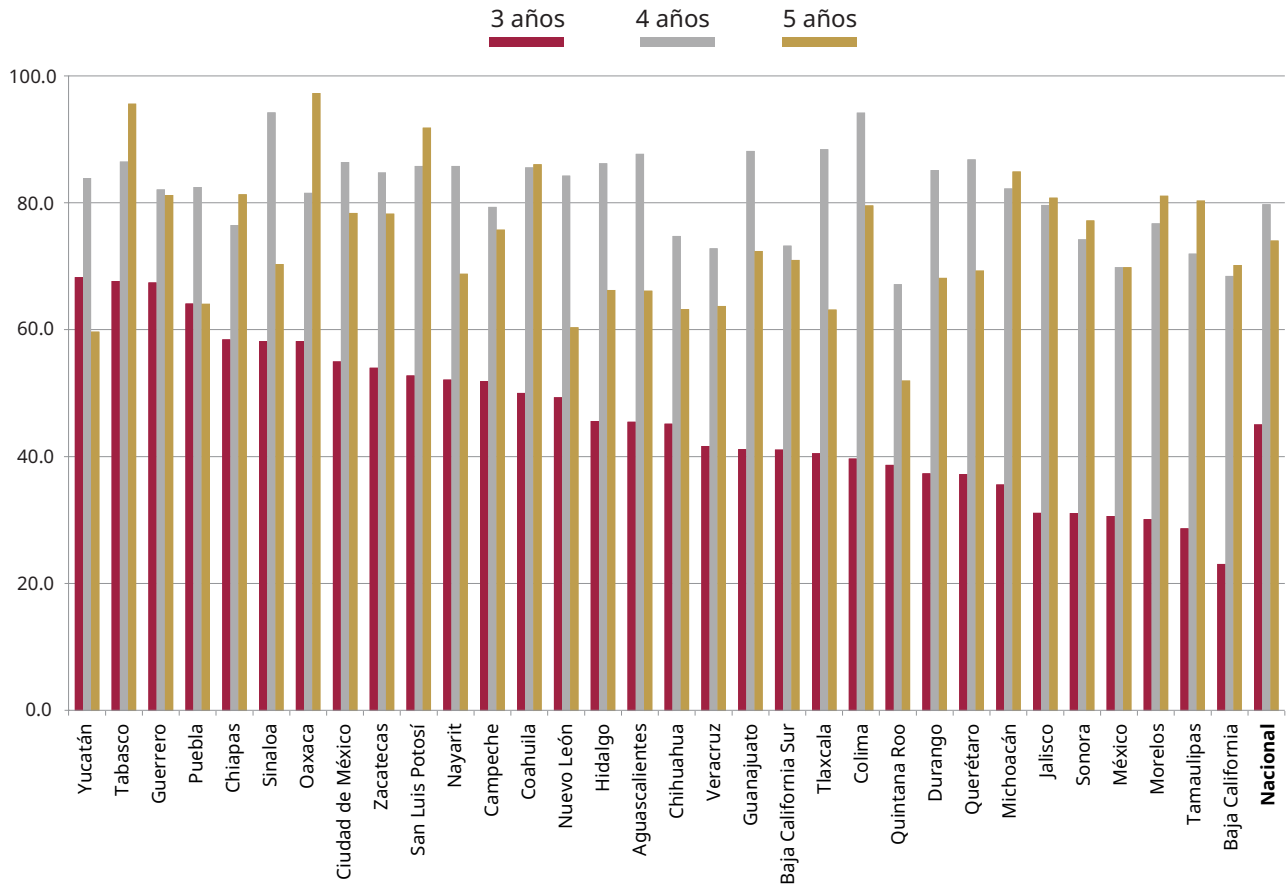
**TOTAL**

| ENTIDAD          | 3 años | 4 años | 5 años |
|------------------|--------|--------|--------|
| Tabasco          | 70.7   | 89.8   | 96.8   |
| Yucatán          | 70.7   | 85.8   | 57.9   |
| Guerrero         | 69.2   | 82.5   | 81.5   |
| Puebla           | 68.7   | 84.8   | 64.0   |
| Chiapas          | 61.5   | 78.3   | 83.1   |
| Oaxaca           | 60.6   | 83.3   | 98.9   |
| Sinaloa          | 60.0   | 94.0   | 70.5   |
| Ciudad de México | 59.3   | 90.0   | 79.9   |
| Zacatecas        | 56.7   | 88.0   | 78.5   |
| Coahuila         | 56.2   | 85.7   | 85.7   |
| Nayarit          | 55.4   | 85.0   | 68.8   |
| Campeche         | 53.4   | 81.3   | 75.5   |
| San Luis Potosí  | 53.1   | 86.5   | 91.3   |
| Nuevo León       | 49.9   | 85.4   | 60.4   |
| Chihuahua        | 49.4   | 76.9   | 63.4   |
| Aguascalientes   | 47.9   | 89.1   | 69.5   |
| Hidalgo          | 47.5   | 86.7   | 65.3   |

**TOTAL**

| ENTIDAD             | 3 años | 4 años | 5 años |
|---------------------|--------|--------|--------|
| Baja California Sur | 46.9   | 77.4   | 72.4   |
| Veracruz            | 44.3   | 75.1   | 64.2   |
| Guanajuato          | 43.2   | 89.0   | 72.6   |
| Tlaxcala            | 43.2   | 90.9   | 64.6   |
| Quintana Roo        | 40.5   | 68.0   | 52.4   |
| Colima              | 40.4   | 95.9   | 78.2   |
| Querétaro           | 39.6   | 88.5   | 69.2   |
| Durango             | 39.1   | 87.2   | 68.3   |
| Michoacán           | 38.0   | 84.8   | 86.2   |
| Morelos             | 33.4   | 80.1   | 83.1   |
| Jalisco             | 33.3   | 83.0   | 81.4   |
| México              | 33.3   | 72.2   | 71.5   |
| Sonora              | 33.0   | 79.7   | 76.7   |
| Tamaulipas          | 29.5   | 74.6   | 81.2   |
| Baja California     | 25.9   | 74.2   | 72.5   |
| República Mexicana  | 47.7   | 81.9   | 74.8   |

### Atención a preescolar por edad, hombres



**TOTAL**

| ENTIDAD          | 3 años | 4 años | 5 años |
|------------------|--------|--------|--------|
| Yucatán          | 68.4   | 84.0   | 59.8   |
| Tabasco          | 67.8   | 86.6   | 95.8   |
| Guerrero         | 67.6   | 82.2   | 81.4   |
| Puebla           | 64.2   | 82.6   | 64.2   |
| Chiapas          | 58.6   | 76.6   | 81.5   |
| Sinaloa          | 58.3   | 94.4   | 70.5   |
| Oaxaca           | 58.3   | 81.7   | 97.4   |
| Ciudad de México | 55.1   | 86.6   | 78.5   |
| Zacatecas        | 54.1   | 84.9   | 78.4   |
| San Luis Potosí  | 52.9   | 86.0   | 92.0   |
| Nayarit          | 52.3   | 85.9   | 69.0   |
| Campeche         | 52.0   | 79.5   | 75.9   |
| Coahuila         | 50.2   | 85.7   | 86.2   |
| Nuevo León       | 49.4   | 84.4   | 60.5   |
| Hidalgo          | 45.7   | 86.3   | 66.4   |
| Aguascalientes   | 45.6   | 87.8   | 66.3   |
| Chihuahua        | 45.3   | 74.9   | 63.3   |

**TOTAL**

| ENTIDAD                   | 3 años      | 4 años      | 5 años      |
|---------------------------|-------------|-------------|-------------|
| Veracruz                  | 41.8        | 73.0        | 63.9        |
| Guanajuato                | 41.3        | 88.3        | 72.5        |
| Baja California Sur       | 41.2        | 73.4        | 71.1        |
| Tlaxcala                  | 40.6        | 88.6        | 63.3        |
| Colima                    | 39.8        | 94.4        | 79.7        |
| Quintana Roo              | 38.8        | 67.3        | 52.1        |
| Durango                   | 37.5        | 85.3        | 68.3        |
| Querétaro                 | 37.3        | 87.0        | 69.4        |
| Michoacán                 | 35.7        | 82.4        | 85.1        |
| Jalisco                   | 31.2        | 79.8        | 80.9        |
| Sonora                    | 31.2        | 74.4        | 77.4        |
| México                    | 30.7        | 70.0        | 70.0        |
| Morelos                   | 30.2        | 76.9        | 81.2        |
| Tamaulipas                | 28.8        | 72.1        | 80.5        |
| Baja California           | 23.2        | 68.6        | 70.3        |
| <b>República Mexicana</b> | <b>45.2</b> | <b>79.9</b> | <b>74.2</b> |

## Indicadores educativos

## Atención (%)

| Entidad Federativa  | 3 años      |             |             | 4 años      |             |             |
|---------------------|-------------|-------------|-------------|-------------|-------------|-------------|
|                     | Total       | Mujeres     | Hombres     | Total       | Mujeres     | Hombres     |
| Aguascalientes      | 46.7        | 47.9        | 45.6        | 88.5        | 89.1        | 87.8        |
| Baja California     | 24.5        | 25.9        | 23.2        | 71.4        | 74.2        | 68.6        |
| Baja California Sur | 44.0        | 46.9        | 41.2        | 75.3        | 77.4        | 73.4        |
| Campeche            | 52.7        | 53.4        | 52.0        | 80.4        | 81.3        | 79.5        |
| Coahuila            | 53.1        | 56.2        | 50.2        | 85.7        | 85.7        | 85.7        |
| Colima              | 40.1        | 40.4        | 39.8        | 95.1        | 95.9        | 94.4        |
| Chiapas             | 60.0        | 61.5        | 58.6        | 77.4        | 78.3        | 76.6        |
| Chihuahua           | 47.3        | 49.4        | 45.3        | 75.9        | 76.9        | 74.9        |
| Ciudad de México    | 57.2        | 59.3        | 55.1        | 88.3        | 90.0        | 86.6        |
| Durango             | 38.3        | 39.1        | 37.5        | 86.2        | 87.2        | 85.3        |
| Guanajuato          | 42.2        | 43.2        | 41.3        | 88.7        | 89.0        | 88.3        |
| Guerrero            | 68.4        | 69.2        | 67.6        | 82.4        | 82.5        | 82.2        |
| Hidalgo             | 46.6        | 47.5        | 45.7        | 86.5        | 86.7        | 86.3        |
| Jalisco             | 32.3        | 33.3        | 31.2        | 81.4        | 83.0        | 79.8        |
| México              | 32.0        | 33.3        | 30.7        | 71.0        | 72.2        | 70.0        |
| Michoacán           | 36.8        | 38.0        | 35.7        | 83.6        | 84.8        | 82.4        |
| Morelos             | 31.8        | 33.4        | 30.2        | 78.5        | 80.1        | 76.9        |
| Nayarit             | 53.8        | 55.4        | 52.3        | 85.5        | 85.0        | 85.9        |
| Nuevo León          | 49.6        | 49.9        | 49.4        | 84.9        | 85.4        | 84.4        |
| Oaxaca              | 59.4        | 60.6        | 58.3        | 82.5        | 83.3        | 81.7        |
| Puebla              | 66.4        | 68.7        | 64.2        | 83.7        | 84.8        | 82.6        |
| Querétaro           | 38.5        | 39.6        | 37.3        | 87.7        | 88.5        | 87.0        |
| Quintana Roo        | 39.6        | 40.5        | 38.8        | 67.6        | 68.0        | 67.3        |
| San Luis Potosí     | 53.0        | 53.1        | 52.9        | 86.2        | 86.5        | 86.0        |
| Sinaloa             | 59.1        | 60.0        | 58.3        | 94.2        | 94.0        | 94.4        |
| Sonora              | 32.1        | 33.0        | 31.2        | 77.0        | 79.7        | 74.4        |
| Tabasco             | 69.2        | 70.7        | 67.8        | 88.2        | 89.8        | 86.6        |
| Tamaulipas          | 29.2        | 29.5        | 28.8        | 73.3        | 74.6        | 72.1        |
| Tlaxcala            | 41.9        | 43.2        | 40.6        | 89.7        | 90.9        | 88.6        |
| Veracruz            | 43.0        | 44.3        | 41.8        | 74.0        | 75.1        | 73.0        |
| Yucatán             | 69.5        | 70.7        | 68.4        | 84.9        | 85.8        | 84.0        |
| Zacatecas           | 55.4        | 56.7        | 54.1        | 86.4        | 88.0        | 84.9        |
| <b>Nacional</b>     | <b>46.4</b> | <b>47.7</b> | <b>45.2</b> | <b>80.9</b> | <b>81.9</b> | <b>79.9</b> |

## Indicadores educativos

## Atención (%)

| Entidad Federativa  | 5 años      |             |             | 3, 4 y 5 años |             |             |
|---------------------|-------------|-------------|-------------|---------------|-------------|-------------|
|                     | Total       | Mujeres     | Hombres     | Total         | Mujeres     | Hombres     |
| Aguascalientes      | 67.9        | 69.5        | 66.3        | 67.7          | 68.9        | 66.6        |
| Baja California     | 71.4        | 72.5        | 70.3        | 55.9          | 57.7        | 54.2        |
| Baja California Sur | 71.7        | 72.4        | 71.1        | 63.7          | 65.6        | 61.9        |
| Campeche            | 75.7        | 75.5        | 75.9        | 69.8          | 70.3        | 69.3        |
| Coahuila            | 85.9        | 85.7        | 86.2        | 75.0          | 75.9        | 74.1        |
| Colima              | 79.0        | 78.2        | 79.7        | 71.6          | 71.7        | 71.5        |
| Chiapas             | 82.3        | 83.1        | 81.5        | 73.1          | 74.1        | 72.1        |
| Chihuahua           | 63.4        | 63.4        | 63.3        | 62.3          | 63.3        | 61.3        |
| Ciudad de México    | 79.2        | 79.9        | 78.5        | 74.9          | 76.5        | 73.5        |
| Durango             | 68.3        | 68.3        | 68.3        | 64.5          | 65.1        | 63.9        |
| Guanajuato          | 72.6        | 72.6        | 72.5        | 67.8          | 68.3        | 67.4        |
| Guerrero            | 81.4        | 81.5        | 81.4        | 77.4          | 77.7        | 77.0        |
| Hidalgo             | 65.8        | 65.3        | 66.4        | 66.5          | 66.6        | 66.3        |
| Jalisco             | 81.2        | 81.4        | 80.9        | 65.0          | 66.0        | 64.0        |
| México              | 70.7        | 71.5        | 70.0        | 58.1          | 59.1        | 57.0        |
| Michoacán           | 85.6        | 86.2        | 85.1        | 68.4          | 69.4        | 67.4        |
| Morelos             | 82.1        | 83.1        | 81.2        | 64.2          | 65.6        | 62.8        |
| Nayarit             | 68.9        | 68.8        | 69.0        | 69.5          | 69.8        | 69.2        |
| Nuevo León          | 60.5        | 60.4        | 60.5        | 65.0          | 65.2        | 64.7        |
| Oaxaca              | 98.2        | 98.9        | 97.4        | 80.0          | 81.0        | 79.2        |
| Puebla              | 64.1        | 64.0        | 64.2        | 71.4          | 72.5        | 70.4        |
| Querétaro           | 69.3        | 69.2        | 69.4        | 65.1          | 65.7        | 64.5        |
| Quintana Roo        | 52.3        | 52.4        | 52.1        | 53.1          | 53.6        | 52.7        |
| San Luis Potosí     | 91.6        | 91.3        | 92.0        | 76.9          | 76.9        | 76.9        |
| Sinaloa             | 70.5        | 70.5        | 70.5        | 74.6          | 74.8        | 74.4        |
| Sonora              | 77.0        | 76.7        | 77.4        | 62.2          | 63.3        | 61.2        |
| Tabasco             | 96.3        | 96.8        | 95.8        | 84.7          | 85.9        | 83.6        |
| Tamaulipas          | 80.8        | 81.2        | 80.5        | 61.3          | 61.9        | 60.6        |
| Tlaxcala            | 63.9        | 64.6        | 63.3        | 65.1          | 66.2        | 64.1        |
| Veracruz            | 64.0        | 64.2        | 63.9        | 60.5          | 61.3        | 59.7        |
| Yucatán             | 58.9        | 57.9        | 59.8        | 71.1          | 71.4        | 70.7        |
| Zacatecas           | 78.4        | 78.5        | 78.4        | 73.4          | 74.4        | 72.5        |
| <b>Nacional</b>     | <b>74.5</b> | <b>74.8</b> | <b>74.2</b> | <b>67.3</b>   | <b>68.2</b> | <b>66.5</b> |

# PRIMARIA



La educación primaria se cursa en seis grados y su conclusión es requisito indispensable para ingresar a la secundaria. Este nivel educativo es obligatorio, y los servicios que presta el Estado son gratuitos.

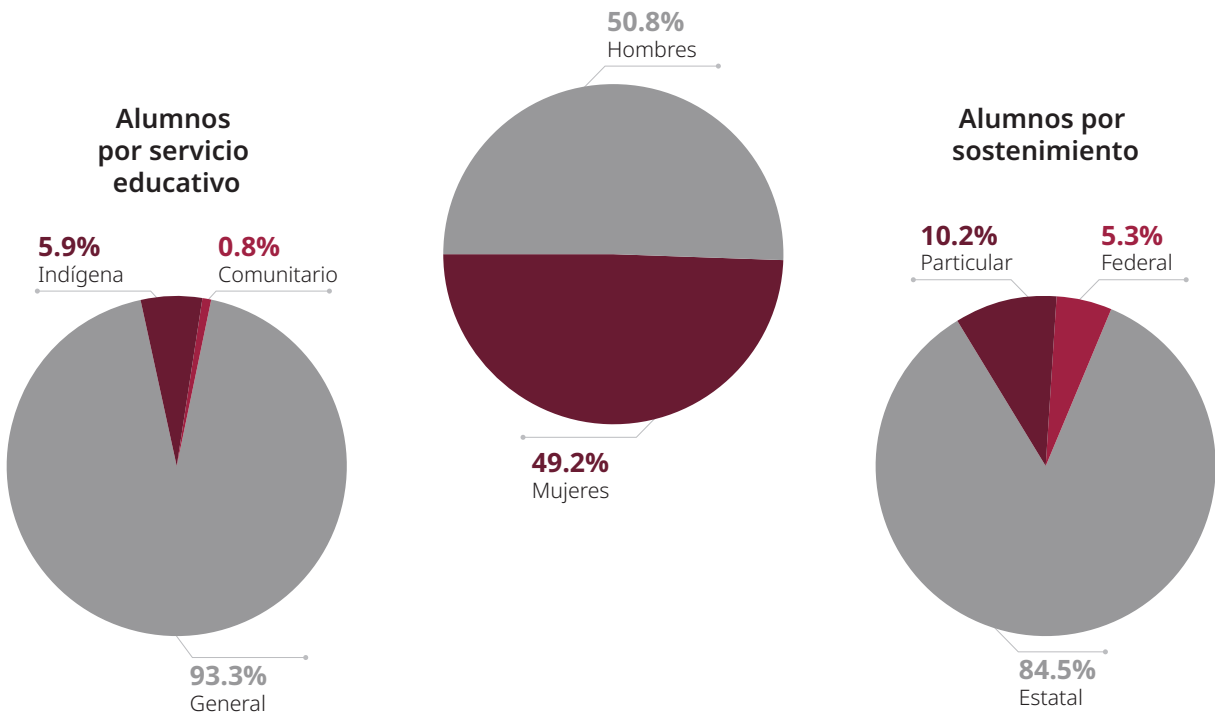
La modalidad escolarizada se otorga para niños y jóvenes de seis a 11 años de edad; la educación para adultos está orientada a la atención de jóvenes de 15 años o más de edad.

A la educación primaria asistieron más de 13.1 millones de niños y jóvenes, equivalente al 55.9% de la educación básica y 39.8% de todo el sistema educativo, ubicándose como el nivel educativo de mayor dimensión y cobertura entre la población demandante, ya que al sistema escolarizado para el ciclo escolar 2023-2024 asistió el 100.8% de la población en edad de cursar este nivel.

La educación primaria se imparte en tres servicios: la primaria general abarca el 93.3% de la matrícula; la primaria indígena o bilingüe y bicultural alcanza el 5.9%; y la educación comunitaria, denominada también "Cursos comunitarios", que opera en localidades rurales con menos de 100 habitantes, cubre el 0.8%.

En cuanto a sostenimiento, el 84.5% de los alumnos asistió a escuelas administradas por los gobiernos estatales; la administración federal atendió al 5.3%, que se ubica principalmente en los cursos comunitarios y los servicios de la Ciudad de México. La educación impartida por particulares alcanzó el 10.2%.

**Alumnos por sexo**



## Alumnos por grado, docentes, escuelas y grupos por entidad federativa

Inicia

| Entidad Federativa  | ALUMNOS           |                  |                  |                  |                  |                  |                  |
|---------------------|-------------------|------------------|------------------|------------------|------------------|------------------|------------------|
|                     | Total             | Primero          | Segundo          | Tercero          | Cuarto           | Quinto           | Sexto            |
| Aguascalientes      | 160,882           | 27,205           | 27,159           | 26,701           | 26,398           | 26,607           | 26,812           |
| Baja California     | 379,660           | 60,503           | 62,806           | 62,361           | 62,515           | 65,345           | 66,130           |
| Baja California Sur | 82,454            | 13,086           | 13,629           | 13,713           | 13,715           | 14,000           | 14,311           |
| Campeche            | 96,693            | 15,170           | 16,030           | 16,923           | 15,968           | 16,397           | 16,205           |
| Coahuila            | 335,176           | 63,622           | 59,206           | 53,592           | 46,410           | 56,076           | 56,270           |
| Colima              | 69,951            | 11,029           | 11,453           | 11,743           | 11,687           | 11,803           | 12,236           |
| Chiapas             | 793,691           | 131,815          | 131,756          | 133,327          | 130,985          | 132,971          | 132,837          |
| Chihuahua           | 403,346           | 65,227           | 68,413           | 69,125           | 65,741           | 67,198           | 67,642           |
| Ciudad de México    | 722,084           | 108,357          | 115,201          | 121,271          | 121,599          | 125,775          | 129,881          |
| Durango             | 213,029           | 34,923           | 35,915           | 35,532           | 34,846           | 35,646           | 36,167           |
| Guanajuato          | 679,098           | 113,138          | 113,490          | 112,692          | 110,870          | 113,902          | 115,006          |
| Guerrero            | 408,727           | 65,138           | 66,600           | 68,280           | 66,512           | 70,882           | 71,315           |
| Hidalgo             | 324,357           | 50,172           | 52,738           | 53,870           | 54,191           | 55,976           | 57,410           |
| Jalisco             | 896,167           | 142,621          | 146,577          | 149,276          | 149,449          | 152,574          | 155,670          |
| México              | 1,661,923         | 263,089          | 270,758          | 274,131          | 274,871          | 284,538          | 294,536          |
| Michoacán           | 533,580           | 89,368           | 89,435           | 88,967           | 86,794           | 89,455           | 89,561           |
| Morelos             | 190,972           | 30,734           | 31,709           | 31,948           | 31,386           | 32,377           | 32,818           |
| Nayarit             | 131,995           | 20,582           | 21,531           | 21,610           | 21,852           | 23,044           | 23,376           |
| Nuevo León          | 581,838           | 94,610           | 99,490           | 99,112           | 95,822           | 95,790           | 97,014           |
| Oaxaca              | 475,210           | 69,767           | 76,762           | 81,836           | 81,385           | 82,190           | 83,270           |
| Puebla              | 745,632           | 122,895          | 123,809          | 123,433          | 121,441          | 126,308          | 127,746          |
| Querétaro           | 252,328           | 40,283           | 41,585           | 42,263           | 42,355           | 42,567           | 43,275           |
| Quintana Roo        | 189,237           | 30,346           | 31,624           | 32,859           | 31,378           | 31,711           | 31,319           |
| San Luis Potosí     | 292,270           | 47,242           | 48,140           | 49,104           | 48,692           | 49,315           | 49,777           |
| Sinaloa             | 303,191           | 49,904           | 49,701           | 49,628           | 49,703           | 51,804           | 52,451           |
| Sonora              | 288,929           | 46,540           | 47,067           | 47,612           | 48,211           | 49,526           | 49,973           |
| Tabasco             | 270,241           | 41,785           | 44,125           | 46,272           | 44,726           | 47,127           | 46,206           |
| Tamaulipas          | 353,648           | 55,974           | 59,183           | 59,807           | 58,294           | 59,833           | 60,557           |
| Tlaxcala            | 147,740           | 24,250           | 23,375           | 24,466           | 24,622           | 25,247           | 25,780           |
| Veracruz            | 761,275           | 115,484          | 121,676          | 129,202          | 129,456          | 131,457          | 134,000          |
| Yucatán             | 218,826           | 35,405           | 36,925           | 37,942           | 36,337           | 36,400           | 35,817           |
| Zacatecas           | 190,204           | 30,960           | 31,831           | 31,435           | 31,218           | 32,556           | 32,204           |
| <b>Nacional</b>     | <b>13,154,354</b> | <b>2,111,224</b> | <b>2,169,699</b> | <b>2,200,033</b> | <b>2,169,429</b> | <b>2,236,397</b> | <b>2,267,572</b> |

## Alumnos por grado, docentes, escuelas y grupos por entidad federativa

Concluye

| Entidad Federativa  | DOCENTES*      | ESCUELAS      | GRUPOS         |
|---------------------|----------------|---------------|----------------|
| Aguascalientes      | 5,169          | 715           | 5,259          |
| Baja California     | 14,642         | 1,624         | 14,658         |
| Baja California Sur | 3,421          | 450           | 3,564          |
| Campeche            | 4,263          | 762           | 4,254          |
| Coahuila            | 12,457         | 1,839         | 12,798         |
| Colima              | 3,326          | 485           | 3,334          |
| Chiapas             | 33,046         | 8,499         | 33,613         |
| Chihuahua           | 16,516         | 2,682         | 16,492         |
| Ciudad de México    | 30,797         | 2,916         | 31,305         |
| Durango             | 10,452         | 2,452         | 10,545         |
| Guanajuato          | 25,781         | 4,353         | 25,744         |
| Guerrero            | 21,522         | 4,545         | 22,156         |
| Hidalgo             | 16,789         | 3,176         | 16,749         |
| Jalisco             | 34,021         | 5,634         | 34,009         |
| México              | 69,061         | 7,865         | 69,401         |
| Michoacán           | 27,978         | 5,129         | 30,208         |
| Morelos             | 8,325          | 1,228         | 8,313          |
| Nayarit             | 5,847          | 1,206         | 5,852          |
| Nuevo León          | 22,708         | 2,714         | 22,163         |
| Oaxaca              | 26,861         | 5,679         | 27,612         |
| Puebla              | 29,096         | 4,641         | 29,000         |
| Querétaro           | 9,292          | 1,564         | 9,266          |
| Quintana Roo        | 6,903          | 932           | 6,890          |
| San Luis Potosí     | 14,316         | 3,148         | 14,313         |
| Sinaloa             | 12,612         | 2,558         | 12,543         |
| Sonora              | 11,845         | 1,784         | 12,458         |
| Tabasco             | 10,436         | 2,088         | 10,430         |
| Tamaulipas          | 14,745         | 2,376         | 14,794         |
| Tlaxcala            | 6,102          | 784           | 6,090          |
| Veracruz            | 45,356         | 9,422         | 45,213         |
| Yucatán             | 9,737          | 1,401         | 9,731          |
| Zacatecas           | 8,564          | 1,798         | 8,572          |
| <b>Nacional</b>     | <b>571,986</b> | <b>96,449</b> | <b>577,329</b> |

\* Conjunto de individuos adscritos a un centro de trabajo, de acuerdo a la función que realizan en el mismo. A cada uno se le considera tantas veces como en centros de trabajo esté adscrito.

**Alumnos por sexo, sostenimiento y entidad federativa**

| Entidad Federativa  | ALUMNOS POR SEXO  |                  |                  | ALUMNOS POR SOSTENIMIENTO |                   |          |                  |
|---------------------|-------------------|------------------|------------------|---------------------------|-------------------|----------|------------------|
|                     | Total             | Mujeres          | Hombres          | Federal                   | Estatal           | Autónomo | Particular       |
| Aguascalientes      | 160,882           | 79,137           | 81,745           | 510                       | 142,848           |          | 17,524           |
| Baja California     | 379,660           | 187,157          | 192,503          | 851                       | 324,703           |          | 54,106           |
| Baja California Sur | 82,454            | 40,689           | 41,765           | 506                       | 72,308            |          | 9,640            |
| Campeche            | 96,693            | 47,564           | 49,129           | 867                       | 88,314            |          | 7,512            |
| Coahuila            | 335,176           | 165,134          | 170,042          | 347                       | 289,459           |          | 45,370           |
| Colima              | 69,951            | 34,495           | 35,456           | 475                       | 60,702            |          | 8,774            |
| Chiapas             | 793,691           | 391,157          | 402,534          | 31,207                    | 740,780           |          | 21,704           |
| Chihuahua           | 403,346           | 198,361          | 204,985          | 2,508                     | 361,464           |          | 39,374           |
| Ciudad de México    | 722,084           | 355,896          | 366,188          | 586,506                   |                   |          | 135,578          |
| Durango             | 213,029           | 104,492          | 108,537          | 4,170                     | 194,369           |          | 14,490           |
| Guanajuato          | 679,098           | 333,347          | 345,751          | 3,308                     | 610,070           |          | 65,720           |
| Guerrero            | 408,727           | 201,241          | 207,486          | 5,577                     | 387,592           |          | 15,558           |
| Hidalgo             | 324,357           | 160,084          | 164,273          | 3,831                     | 289,763           |          | 30,763           |
| Jalisco             | 896,167           | 440,045          | 456,122          | 3,494                     | 774,749           |          | 117,924          |
| México              | 1,661,923         | 819,463          | 842,460          | 4,289                     | 1,491,718         |          | 165,916          |
| Michoacán           | 533,580           | 262,910          | 270,670          | 3,769                     | 468,691           |          | 61,120           |
| Morelos             | 190,972           | 93,900           | 97,072           | 497                       | 162,951           |          | 27,524           |
| Nayarit             | 131,995           | 64,603           | 67,392           | 1,492                     | 120,904           |          | 9,599            |
| Nuevo León          | 581,838           | 285,619          | 296,219          | 533                       | 501,662           |          | 79,643           |
| Oaxaca              | 475,210           | 234,615          | 240,595          | 6,784                     | 448,277           |          | 20,149           |
| Puebla              | 745,632           | 368,116          | 377,516          | 5,457                     | 675,845           |          | 64,330           |
| Querétaro           | 252,328           | 124,193          | 128,135          | 2,242                     | 205,399           |          | 44,687           |
| Quintana Roo        | 189,237           | 93,113           | 96,124           | 937                       | 163,268           |          | 25,032           |
| San Luis Potosí     | 292,270           | 143,870          | 148,400          | 4,977                     | 258,393           |          | 28,900           |
| Sinaloa             | 303,191           | 148,270          | 154,921          | 3,296                     | 262,816           |          | 37,079           |
| Sonora              | 288,929           | 141,664          | 147,265          | 423                       | 248,182           |          | 40,324           |
| Tabasco             | 270,241           | 132,946          | 137,295          | 2,442                     | 252,122           |          | 15,677           |
| Tamaulipas          | 353,648           | 174,066          | 179,582          | 1,387                     | 314,040           |          | 38,221           |
| Tlaxcala            | 147,740           | 72,962           | 74,778           | 967                       | 132,256           |          | 14,517           |
| Veracruz            | 761,275           | 373,623          | 387,652          | 8,637                     | 705,149           |          | 47,489           |
| Yucatán             | 218,826           | 107,430          | 111,396          | 941                       | 190,767           |          | 27,118           |
| Zacatecas           | 190,204           | 93,837           | 96,367           | 1,641                     | 177,650           |          | 10,913           |
| <b>Nacional</b>     | <b>13,154,354</b> | <b>6,473,999</b> | <b>6,680,355</b> | <b>694,868</b>            | <b>11,117,211</b> |          | <b>1,342,275</b> |

**Alumnos por sexo, sostenimiento y entidad federativa**

| Entidad Federativa  | ALUMNOS POR SEXO |                  |                  | ALUMNOS POR SOSTENIMIENTO |                  |          |                |
|---------------------|------------------|------------------|------------------|---------------------------|------------------|----------|----------------|
|                     | Total            | Mujeres          | Hombres          | Federal                   | Estatal          | Autónomo | Particular     |
| Aguascalientes      | 27,205           | 13,379           | 13,826           | 101                       | 24,111           |          | 2,993          |
| Baja California     | 60,503           | 29,978           | 30,525           | 100                       | 50,851           |          | 9,552          |
| Baja California Sur | 13,086           | 6,495            | 6,591            | 127                       | 11,229           |          | 1,730          |
| Campeche            | 15,170           | 7,403            | 7,767            | 152                       | 13,810           |          | 1,208          |
| Coahuila            | 63,622           | 31,579           | 32,043           | 78                        | 54,587           |          | 8,957          |
| Colima              | 11,029           | 5,482            | 5,547            | 70                        | 9,265            |          | 1,694          |
| Chiapas             | 131,815          | 65,364           | 66,451           | 5,088                     | 123,027          |          | 3,700          |
| Chihuahua           | 65,227           | 32,061           | 33,166           | 379                       | 57,930           |          | 6,918          |
| Ciudad de México    | 108,357          | 53,298           | 55,059           | 86,976                    |                  |          | 21,381         |
| Durango             | 34,923           | 17,179           | 17,744           | 772                       | 31,526           |          | 2,625          |
| Guanajuato          | 113,138          | 55,905           | 57,233           | 552                       | 101,231          |          | 11,355         |
| Guerrero            | 65,138           | 31,955           | 33,183           | 944                       | 61,535           |          | 2,659          |
| Hidalgo             | 50,172           | 24,804           | 25,368           | 689                       | 44,316           |          | 5,167          |
| Jalisco             | 142,621          | 70,162           | 72,459           | 598                       | 121,226          |          | 20,797         |
| México              | 263,089          | 129,457          | 133,632          | 662                       | 234,334          |          | 28,093         |
| Michoacán           | 89,368           | 43,800           | 45,568           | 686                       | 78,106           |          | 10,576         |
| Morelos             | 30,734           | 15,050           | 15,684           | 72                        | 25,920           |          | 4,742          |
| Nayarit             | 20,582           | 10,033           | 10,549           | 204                       | 18,548           |          | 1,830          |
| Nuevo León          | 94,610           | 46,512           | 48,098           | 71                        | 80,803           |          | 13,736         |
| Oaxaca              | 69,767           | 34,269           | 35,498           | 1,073                     | 65,368           |          | 3,326          |
| Puebla              | 122,895          | 60,424           | 62,471           | 910                       | 111,186          |          | 10,799         |
| Querétaro           | 40,283           | 19,876           | 20,407           | 341                       | 32,467           |          | 7,475          |
| Quintana Roo        | 30,346           | 14,796           | 15,550           | 165                       | 25,878           |          | 4,303          |
| San Luis Potosí     | 47,242           | 23,276           | 23,966           | 822                       | 41,327           |          | 5,093          |
| Sinaloa             | 49,904           | 24,444           | 25,460           | 651                       | 42,547           |          | 6,706          |
| Sonora              | 46,540           | 22,776           | 23,764           | 60                        | 39,341           |          | 7,139          |
| Tabasco             | 41,785           | 20,408           | 21,377           | 411                       | 38,923           |          | 2,451          |
| Tamaulipas          | 55,974           | 27,911           | 28,063           | 259                       | 48,915           |          | 6,800          |
| Tlaxcala            | 24,250           | 12,037           | 12,213           | 186                       | 21,399           |          | 2,665          |
| Veracruz            | 115,484          | 56,721           | 58,763           | 1,315                     | 106,520          |          | 7,649          |
| Yucatán             | 35,405           | 17,153           | 18,252           | 181                       | 30,677           |          | 4,547          |
| Zacatecas           | 30,960           | 15,287           | 15,673           | 245                       | 28,907           |          | 1,808          |
| <b>Nacional</b>     | <b>2,111,224</b> | <b>1,039,274</b> | <b>1,071,950</b> | <b>104,940</b>            | <b>1,775,810</b> |          | <b>230,474</b> |

**Alumnos por sexo, sostenimiento y entidad federativa**

| Entidad Federativa  | ALUMNOS POR SEXO |                  |                  | ALUMNOS POR SOSTENIMIENTO |                  |          |                |
|---------------------|------------------|------------------|------------------|---------------------------|------------------|----------|----------------|
|                     | Total            | Mujeres          | Hombres          | Federal                   | Estatal          | Autónomo | Particular     |
| Aguascalientes      | 27,159           | 13,300           | 13,859           | 101                       | 23,926           |          | 3,132          |
| Baja California     | 62,806           | 31,137           | 31,669           | 193                       | 53,217           |          | 9,396          |
| Baja California Sur | 13,629           | 6,726            | 6,903            | 87                        | 11,856           |          | 1,686          |
| Campeche            | 16,030           | 7,869            | 8,161            | 165                       | 14,582           |          | 1,283          |
| Coahuila            | 59,206           | 29,087           | 30,119           | 59                        | 50,533           |          | 8,614          |
| Colima              | 11,453           | 5,683            | 5,770            | 98                        | 9,786            |          | 1,569          |
| Chiapas             | 131,756          | 64,930           | 66,826           | 4,969                     | 123,075          |          | 3,712          |
| Chihuahua           | 68,413           | 33,764           | 34,649           | 415                       | 60,997           |          | 7,001          |
| Ciudad de México    | 115,201          | 56,710           | 58,491           | 92,995                    |                  |          | 22,206         |
| Durango             | 35,915           | 17,504           | 18,411           | 756                       | 32,546           |          | 2,613          |
| Guanajuato          | 113,490          | 55,586           | 57,904           | 586                       | 101,579          |          | 11,325         |
| Guerrero            | 66,600           | 32,878           | 33,722           | 968                       | 62,982           |          | 2,650          |
| Hidalgo             | 52,738           | 26,013           | 26,725           | 669                       | 46,751           |          | 5,318          |
| Jalisco             | 146,577          | 71,943           | 74,634           | 585                       | 125,444          |          | 20,548         |
| México              | 270,758          | 133,608          | 137,150          | 803                       | 241,788          |          | 28,167         |
| Michoacán           | 89,435           | 44,027           | 45,408           | 697                       | 78,280           |          | 10,458         |
| Morelos             | 31,709           | 15,568           | 16,141           | 123                       | 26,854           |          | 4,732          |
| Nayarit             | 21,531           | 10,465           | 11,066           | 275                       | 19,580           |          | 1,676          |
| Nuevo León          | 99,490           | 48,954           | 50,536           | 110                       | 85,461           |          | 13,919         |
| Oaxaca              | 76,762           | 37,817           | 38,945           | 1,165                     | 72,127           |          | 3,470          |
| Puebla              | 123,809          | 61,337           | 62,472           | 1,016                     | 111,708          |          | 11,085         |
| Querétaro           | 41,585           | 20,550           | 21,035           | 365                       | 33,615           |          | 7,605          |
| Quintana Roo        | 31,624           | 15,584           | 16,040           | 158                       | 27,098           |          | 4,368          |
| San Luis Potosí     | 48,140           | 23,637           | 24,503           | 831                       | 42,288           |          | 5,021          |
| Sinaloa             | 49,701           | 24,521           | 25,180           | 529                       | 42,584           |          | 6,588          |
| Sonora              | 47,067           | 23,296           | 23,771           | 85                        | 39,928           |          | 7,054          |
| Tabasco             | 44,125           | 21,873           | 22,252           | 476                       | 40,981           |          | 2,668          |
| Tamaulipas          | 59,183           | 29,189           | 29,994           | 252                       | 52,113           |          | 6,818          |
| Tlaxcala            | 23,375           | 11,490           | 11,885           | 178                       | 20,805           |          | 2,392          |
| Veracruz            | 121,676          | 59,652           | 62,024           | 1,437                     | 112,159          |          | 8,080          |
| Yucatán             | 36,925           | 18,095           | 18,830           | 164                       | 32,009           |          | 4,752          |
| Zacatecas           | 31,831           | 15,640           | 16,191           | 335                       | 29,514           |          | 1,982          |
| <b>Nacional</b>     | <b>2,169,699</b> | <b>1,068,433</b> | <b>1,101,266</b> | <b>111,645</b>            | <b>1,826,166</b> |          | <b>231,888</b> |

**Alumnos por sexo, sostenimiento y entidad federativa**

| Entidad Federativa  | ALUMNOS POR SEXO |                  |                  | ALUMNOS POR SOSTENIMIENTO |                  |          |                |
|---------------------|------------------|------------------|------------------|---------------------------|------------------|----------|----------------|
|                     | Total            | Mujeres          | Hombres          | Federal                   | Estatal          | Autónomo | Particular     |
| Aguascalientes      | 26,701           | 13,056           | 13,645           | 79                        | 23,698           |          | 2,924          |
| Baja California     | 62,361           | 30,861           | 31,500           | 147                       | 53,291           |          | 8,923          |
| Baja California Sur | 13,713           | 6,717            | 6,996            | 70                        | 11,997           |          | 1,646          |
| Campeche            | 16,923           | 8,405            | 8,518            | 151                       | 15,455           |          | 1,317          |
| Coahuila            | 53,592           | 26,219           | 27,373           | 54                        | 46,917           |          | 6,621          |
| Colima              | 11,743           | 5,765            | 5,978            | 76                        | 10,222           |          | 1,445          |
| Chiapas             | 133,327          | 65,772           | 67,555           | 5,308                     | 124,341          |          | 3,678          |
| Chihuahua           | 69,125           | 33,837           | 35,288           | 479                       | 61,930           |          | 6,716          |
| Ciudad de México    | 121,271          | 59,830           | 61,441           | 98,687                    |                  |          | 22,584         |
| Durango             | 35,532           | 17,409           | 18,123           | 678                       | 32,387           |          | 2,467          |
| Guanajuato          | 112,692          | 55,355           | 57,337           | 567                       | 101,163          |          | 10,962         |
| Guerrero            | 68,280           | 33,405           | 34,875           | 863                       | 64,804           |          | 2,613          |
| Hidalgo             | 53,870           | 26,422           | 27,448           | 609                       | 48,174           |          | 5,087          |
| Jalisco             | 149,276          | 73,131           | 76,145           | 588                       | 129,018          |          | 19,670         |
| México              | 274,131          | 135,278          | 138,853          | 739                       | 245,688          |          | 27,704         |
| Michoacán           | 88,967           | 43,746           | 45,221           | 648                       | 78,202           |          | 10,117         |
| Morelos             | 31,948           | 15,646           | 16,302           | 75                        | 27,240           |          | 4,633          |
| Nayarit             | 21,610           | 10,563           | 11,047           | 275                       | 19,701           |          | 1,634          |
| Nuevo León          | 99,112           | 48,545           | 50,567           | 100                       | 85,358           |          | 13,654         |
| Oaxaca              | 81,836           | 40,614           | 41,222           | 1,160                     | 77,344           |          | 3,332          |
| Puebla              | 123,433          | 60,724           | 62,709           | 904                       | 111,586          |          | 10,943         |
| Querétaro           | 42,263           | 20,844           | 21,419           | 384                       | 34,373           |          | 7,506          |
| Quintana Roo        | 32,859           | 16,208           | 16,651           | 150                       | 28,426           |          | 4,283          |
| San Luis Potosí     | 49,104           | 24,130           | 24,974           | 822                       | 43,517           |          | 4,765          |
| Sinaloa             | 49,628           | 24,208           | 25,420           | 556                       | 42,847           |          | 6,225          |
| Sonora              | 47,612           | 23,223           | 24,389           | 77                        | 40,748           |          | 6,787          |
| Tabasco             | 46,272           | 22,659           | 23,613           | 400                       | 43,171           |          | 2,701          |
| Tamaulipas          | 59,807           | 29,467           | 30,340           | 227                       | 53,009           |          | 6,571          |
| Tlaxcala            | 24,466           | 12,099           | 12,367           | 173                       | 21,856           |          | 2,437          |
| Veracruz            | 129,202          | 63,009           | 66,193           | 1,517                     | 119,540          |          | 8,145          |
| Yucatán             | 37,942           | 18,583           | 19,359           | 175                       | 33,153           |          | 4,614          |
| Zacatecas           | 31,435           | 15,379           | 16,056           | 272                       | 29,319           |          | 1,844          |
| <b>Nacional</b>     | <b>2,200,033</b> | <b>1,081,109</b> | <b>1,118,924</b> | <b>117,010</b>            | <b>1,858,475</b> |          | <b>224,548</b> |

**Alumnos por sexo, sostenimiento y entidad federativa**

| Entidad Federativa  | ALUMNOS POR SEXO |                  |                  | ALUMNOS POR SOSTENIMIENTO |                  |          |                |
|---------------------|------------------|------------------|------------------|---------------------------|------------------|----------|----------------|
|                     | Total            | Mujeres          | Hombres          | Federal                   | Estatal          | Autónomo | Particular     |
| Aguascalientes      | 26,398           | 13,000           | 13,398           | 76                        | 23,533           |          | 2,789          |
| Baja California     | 62,515           | 30,805           | 31,710           | 139                       | 53,445           |          | 8,931          |
| Baja California Sur | 13,715           | 6,741            | 6,974            | 69                        | 12,128           |          | 1,518          |
| Campeche            | 15,968           | 7,795            | 8,173            | 134                       | 14,550           |          | 1,284          |
| Coahuila            | 46,410           | 22,671           | 23,739           | 54                        | 39,611           |          | 6,745          |
| Colima              | 11,687           | 5,772            | 5,915            | 70                        | 10,156           |          | 1,461          |
| Chiapas             | 130,985          | 64,363           | 66,622           | 5,329                     | 122,149          |          | 3,507          |
| Chihuahua           | 65,741           | 32,209           | 33,532           | 419                       | 58,845           |          | 6,477          |
| Ciudad de México    | 121,599          | 60,254           | 61,345           | 98,768                    |                  |          | 22,831         |
| Durango             | 34,846           | 17,167           | 17,679           | 703                       | 31,853           |          | 2,290          |
| Guanajuato          | 110,870          | 54,097           | 56,773           | 532                       | 99,672           |          | 10,666         |
| Guerrero            | 66,512           | 32,691           | 33,821           | 898                       | 63,042           |          | 2,572          |
| Hidalgo             | 54,191           | 26,630           | 27,561           | 645                       | 48,473           |          | 5,073          |
| Jalisco             | 149,449          | 73,840           | 75,609           | 606                       | 129,394          |          | 19,449         |
| México              | 274,871          | 135,539          | 139,332          | 702                       | 247,068          |          | 27,101         |
| Michoacán           | 86,794           | 42,907           | 43,887           | 574                       | 76,143           |          | 10,077         |
| Morelos             | 31,386           | 15,436           | 15,950           | 69                        | 26,790           |          | 4,527          |
| Nayarit             | 21,852           | 10,801           | 11,051           | 271                       | 20,073           |          | 1,508          |
| Nuevo León          | 95,822           | 47,057           | 48,765           | 90                        | 82,620           |          | 13,112         |
| Oaxaca              | 81,385           | 40,195           | 41,190           | 1,108                     | 76,938           |          | 3,339          |
| Puebla              | 121,441          | 60,055           | 61,386           | 858                       | 110,003          |          | 10,580         |
| Querétaro           | 42,355           | 20,695           | 21,660           | 401                       | 34,495           |          | 7,459          |
| Quintana Roo        | 31,378           | 15,464           | 15,914           | 146                       | 27,116           |          | 4,116          |
| San Luis Potosí     | 48,692           | 23,927           | 24,765           | 821                       | 43,104           |          | 4,767          |
| Sinaloa             | 49,703           | 24,231           | 25,472           | 530                       | 43,214           |          | 5,959          |
| Sonora              | 48,211           | 23,715           | 24,496           | 79                        | 41,453           |          | 6,679          |
| Tabasco             | 44,726           | 21,901           | 22,825           | 387                       | 41,652           |          | 2,687          |
| Tamaulipas          | 58,294           | 28,608           | 29,686           | 217                       | 51,716           |          | 6,361          |
| Tlaxcala            | 24,622           | 12,160           | 12,462           | 150                       | 22,071           |          | 2,401          |
| Veracruz            | 129,456          | 63,610           | 65,846           | 1,448                     | 119,925          |          | 8,083          |
| Yucatán             | 36,337           | 17,974           | 18,363           | 145                       | 31,617           |          | 4,575          |
| Zacatecas           | 31,218           | 15,434           | 15,784           | 285                       | 29,166           |          | 1,767          |
| <b>Nacional</b>     | <b>2,169,429</b> | <b>1,067,744</b> | <b>1,101,685</b> | <b>116,723</b>            | <b>1,832,015</b> |          | <b>220,691</b> |

**Alumnos por sexo, sostenimiento y entidad federativa**

| Entidad Federativa  | ALUMNOS POR SEXO |                  |                  | ALUMNOS POR SOSTENIMIENTO |                  |          |                |
|---------------------|------------------|------------------|------------------|---------------------------|------------------|----------|----------------|
|                     | Total            | Mujeres          | Hombres          | Federal                   | Estatal          | Autónomo | Particular     |
| Aguascalientes      | 26,607           | 13,177           | 13,430           | 71                        | 23,679           |          | 2,857          |
| Baja California     | 65,345           | 32,106           | 33,239           | 135                       | 56,468           |          | 8,742          |
| Baja California Sur | 14,000           | 6,911            | 7,089            | 78                        | 12,391           |          | 1,531          |
| Campeche            | 16,397           | 8,117            | 8,280            | 148                       | 15,018           |          | 1,231          |
| Coahuila            | 56,076           | 27,696           | 28,380           | 44                        | 48,667           |          | 7,365          |
| Colima              | 11,803           | 5,777            | 6,026            | 79                        | 10,408           |          | 1,316          |
| Chiapas             | 132,971          | 65,365           | 67,606           | 5,350                     | 124,095          |          | 3,526          |
| Chihuahua           | 67,198           | 33,152           | 34,046           | 434                       | 60,567           |          | 6,197          |
| Ciudad de México    | 125,775          | 61,629           | 64,146           | 102,556                   |                  |          | 23,219         |
| Durango             | 35,646           | 17,482           | 18,164           | 629                       | 32,702           |          | 2,315          |
| Guanajuato          | 113,902          | 56,138           | 57,764           | 531                       | 102,574          |          | 10,797         |
| Guerrero            | 70,882           | 35,075           | 35,807           | 925                       | 67,373           |          | 2,584          |
| Hidalgo             | 55,976           | 27,688           | 28,288           | 606                       | 50,260           |          | 5,110          |
| Jalisco             | 152,574          | 74,684           | 77,890           | 570                       | 133,093          |          | 18,911         |
| México              | 284,538          | 140,260          | 144,278          | 689                       | 256,267          |          | 27,582         |
| Michoacán           | 89,455           | 44,219           | 45,236           | 572                       | 78,936           |          | 9,947          |
| Morelos             | 32,377           | 15,925           | 16,452           | 82                        | 27,764           |          | 4,531          |
| Nayarit             | 23,044           | 11,314           | 11,730           | 252                       | 21,277           |          | 1,515          |
| Nuevo León          | 95,790           | 46,754           | 49,036           | 80                        | 83,047           |          | 12,663         |
| Oaxaca              | 82,190           | 40,857           | 41,333           | 1,162                     | 77,796           |          | 3,232          |
| Puebla              | 126,308          | 62,210           | 64,098           | 892                       | 114,778          |          | 10,638         |
| Querétaro           | 42,567           | 20,872           | 21,695           | 379                       | 34,894           |          | 7,294          |
| Quintana Roo        | 31,711           | 15,641           | 16,070           | 176                       | 27,518           |          | 4,017          |
| San Luis Potosí     | 49,315           | 24,314           | 25,001           | 823                       | 43,855           |          | 4,637          |
| Sinaloa             | 51,804           | 25,130           | 26,674           | 521                       | 45,452           |          | 5,831          |
| Sonora              | 49,526           | 24,460           | 25,066           | 63                        | 42,971           |          | 6,492          |
| Tabasco             | 47,127           | 23,307           | 23,820           | 382                       | 44,100           |          | 2,645          |
| Tamaulipas          | 59,833           | 29,156           | 30,677           | 218                       | 53,688           |          | 5,927          |
| Tlaxcala            | 25,247           | 12,391           | 12,856           | 144                       | 22,788           |          | 2,315          |
| Veracruz            | 131,457          | 64,602           | 66,855           | 1,453                     | 122,209          |          | 7,795          |
| Yucatán             | 36,400           | 17,787           | 18,613           | 147                       | 31,832           |          | 4,421          |
| Zacatecas           | 32,556           | 16,251           | 16,305           | 251                       | 30,525           |          | 1,780          |
| <b>Nacional</b>     | <b>2,236,397</b> | <b>1,100,447</b> | <b>1,135,950</b> | <b>120,442</b>            | <b>1,896,992</b> |          | <b>218,963</b> |

**Alumnos por sexo, sostenimiento y entidad federativa**

| Entidad Federativa  | ALUMNOS POR SEXO |                  |                  | ALUMNOS POR SOSTENIMIENTO |                  |          |                |
|---------------------|------------------|------------------|------------------|---------------------------|------------------|----------|----------------|
|                     | Total            | Mujeres          | Hombres          | Federal                   | Estatad          | Autónomo | Particular     |
| Aguascalientes      | 26,812           | 13,225           | 13,587           | 82                        | 23,901           |          | 2,829          |
| Baja California     | 66,130           | 32,270           | 33,860           | 137                       | 57,431           |          | 8,562          |
| Baja California Sur | 14,311           | 7,099            | 7,212            | 75                        | 12,707           |          | 1,529          |
| Campeche            | 16,205           | 7,975            | 8,230            | 117                       | 14,899           |          | 1,189          |
| Coahuila            | 56,270           | 27,882           | 28,388           | 58                        | 49,144           |          | 7,068          |
| Colima              | 12,236           | 6,016            | 6,220            | 82                        | 10,865           |          | 1,289          |
| Chiapas             | 132,837          | 65,363           | 67,474           | 5,163                     | 124,093          |          | 3,581          |
| Chihuahua           | 67,642           | 33,338           | 34,304           | 382                       | 61,195           |          | 6,065          |
| Ciudad de México    | 129,881          | 64,175           | 65,706           | 106,524                   |                  |          | 23,357         |
| Durango             | 36,167           | 17,751           | 18,416           | 632                       | 33,355           |          | 2,180          |
| Guanajuato          | 115,006          | 56,266           | 58,740           | 540                       | 103,851          |          | 10,615         |
| Guerrero            | 71,315           | 35,237           | 36,078           | 979                       | 67,856           |          | 2,480          |
| Hidalgo             | 57,410           | 28,527           | 28,883           | 613                       | 51,789           |          | 5,008          |
| Jalisco             | 155,670          | 76,285           | 79,385           | 547                       | 136,574          |          | 18,549         |
| México              | 294,536          | 145,321          | 149,215          | 694                       | 266,573          |          | 27,269         |
| Michoacán           | 89,561           | 44,211           | 45,350           | 592                       | 79,024           |          | 9,945          |
| Morelos             | 32,818           | 16,275           | 16,543           | 76                        | 28,383           |          | 4,359          |
| Nayarit             | 23,376           | 11,427           | 11,949           | 215                       | 21,725           |          | 1,436          |
| Nuevo León          | 97,014           | 47,797           | 49,217           | 82                        | 84,373           |          | 12,559         |
| Oaxaca              | 83,270           | 40,863           | 42,407           | 1,116                     | 78,704           |          | 3,450          |
| Puebla              | 127,746          | 63,366           | 64,380           | 877                       | 116,584          |          | 10,285         |
| Querétaro           | 43,275           | 21,356           | 21,919           | 372                       | 35,555           |          | 7,348          |
| Quintana Roo        | 31,319           | 15,420           | 15,899           | 142                       | 27,232           |          | 3,945          |
| San Luis Potosí     | 49,777           | 24,586           | 25,191           | 858                       | 44,302           |          | 4,617          |
| Sinaloa             | 52,451           | 25,736           | 26,715           | 509                       | 46,172           |          | 5,770          |
| Sonora              | 49,973           | 24,194           | 25,779           | 59                        | 43,741           |          | 6,173          |
| Tabasco             | 46,206           | 22,798           | 23,408           | 386                       | 43,295           |          | 2,525          |
| Tamaulipas          | 60,557           | 29,735           | 30,822           | 214                       | 54,599           |          | 5,744          |
| Tlaxcala            | 25,780           | 12,785           | 12,995           | 136                       | 23,337           |          | 2,307          |
| Veracruz            | 134,000          | 66,029           | 67,971           | 1,467                     | 124,796          |          | 7,737          |
| Yucatán             | 35,817           | 17,838           | 17,979           | 129                       | 31,479           |          | 4,209          |
| Zacatecas           | 32,204           | 15,846           | 16,358           | 253                       | 30,219           |          | 1,732          |
| <b>Nacional</b>     | <b>2,267,572</b> | <b>1,116,992</b> | <b>1,150,580</b> | <b>124,108</b>            | <b>1,927,753</b> |          | <b>215,711</b> |

**Docentes\* por sexo, sostenimiento y entidad federativa**

| Entidad Federativa  | DOCENTES POR SEXO |                |                | DOCENTES POR SOSTENIMIENTO |                |          |               |
|---------------------|-------------------|----------------|----------------|----------------------------|----------------|----------|---------------|
|                     | Total             | Mujeres        | Hombres        | Federal                    | Estatal        | Autónomo | Particular    |
| Aguascalientes      | 5,169             | 4,137          | 1,032          | 45                         | 4,372          |          | 752           |
| Baja California     | 14,642            | 11,042         | 3,600          | 63                         | 12,353         |          | 2,226         |
| Baja California Sur | 3,421             | 2,391          | 1,030          | 73                         | 2,922          |          | 426           |
| Campeche            | 4,263             | 2,306          | 1,957          | 85                         | 3,746          |          | 432           |
| Coahuila            | 12,457            | 9,803          | 2,654          | 50                         | 10,479         |          | 1,928         |
| Colima              | 3,326             | 2,452          | 874            | 43                         | 2,830          |          | 453           |
| Chiapas             | 33,046            | 16,235         | 16,811         | 2,895                      | 28,932         |          | 1,219         |
| Chihuahua           | 16,516            | 12,712         | 3,804          | 293                        | 14,892         |          | 1,331         |
| Ciudad de México    | 30,797            | 25,998         | 4,799          | 23,447                     |                |          | 7,350         |
| Durango             | 10,452            | 6,502          | 3,950          | 533                        | 9,298          |          | 621           |
| Guanajuato          | 25,781            | 19,677         | 6,104          | 362                        | 22,242         |          | 3,177         |
| Guerrero            | 21,522            | 12,501         | 9,021          | 573                        | 20,083         |          | 866           |
| Hidalgo             | 16,789            | 11,939         | 4,850          | 464                        | 14,488         |          | 1,837         |
| Jalisco             | 34,021            | 24,257         | 9,764          | 453                        | 28,613         |          | 4,955         |
| México              | 69,061            | 52,323         | 16,738         | 441                        | 59,880         |          | 8,740         |
| Michoacán           | 27,978            | 16,079         | 11,899         | 488                        | 24,470         |          | 3,020         |
| Morelos             | 8,325             | 6,737          | 1,588          | 44                         | 6,523          |          | 1,758         |
| Nayarit             | 5,847             | 3,997          | 1,850          | 179                        | 5,183          |          | 485           |
| Nuevo León          | 22,708            | 17,179         | 5,529          | 111                        | 18,709         |          | 3,888         |
| Oaxaca              | 26,861            | 19,125         | 7,736          | 756                        | 24,848         |          | 1,257         |
| Puebla              | 29,096            | 21,930         | 7,166          | 543                        | 25,061         |          | 3,492         |
| Querétaro           | 9,292             | 7,464          | 1,828          | 247                        | 6,824          |          | 2,221         |
| Quintana Roo        | 6,903             | 4,436          | 2,467          | 91                         | 5,650          |          | 1,162         |
| San Luis Potosí     | 14,316            | 9,851          | 4,465          | 620                        | 12,345         |          | 1,351         |
| Sinaloa             | 12,612            | 9,995          | 2,617          | 452                        | 10,490         |          | 1,670         |
| Sonora              | 11,845            | 7,976          | 3,869          | 57                         | 9,980          |          | 1,808         |
| Tabasco             | 10,436            | 7,092          | 3,344          | 260                        | 9,375          |          | 801           |
| Tamaulipas          | 14,745            | 11,179         | 3,566          | 188                        | 12,503         |          | 2,054         |
| Tlaxcala            | 6,102             | 4,438          | 1,664          | 95                         | 5,257          |          | 750           |
| Veracruz            | 45,356            | 31,193         | 14,163         | 892                        | 41,911         |          | 2,553         |
| Yucatán             | 9,737             | 6,998          | 2,739          | 122                        | 8,185          |          | 1,430         |
| Zacatecas           | 8,564             | 4,950          | 3,614          | 221                        | 7,778          |          | 565           |
| <b>Nacional</b>     | <b>571,986</b>    | <b>404,894</b> | <b>167,092</b> | <b>35,186</b>              | <b>470,222</b> |          | <b>66,578</b> |

\* Conjunto de individuos adscritos a un centro de trabajo, de acuerdo a la función que realizan en el mismo. A cada uno se le considera tantas veces como en centros de trabajo esté adscrito.

**Docentes\* por sexo, nivel de escolaridad y entidad federativa***Inicia*

| Entidad Federativa  | DOCENTES TOTAL |                |                | BÁSICA     |            |            | MEDIA SUPERIOR |              |              |
|---------------------|----------------|----------------|----------------|------------|------------|------------|----------------|--------------|--------------|
|                     | Total          | Mujeres        | Hombres        | Total      | Mujeres    | Hombres    | Total          | Mujeres      | Hombres      |
| Aguascalientes      | 5,169          | 4,137          | 1,032          |            |            |            | 2              | 2            |              |
| Baja California     | 14,642         | 11,042         | 3,600          | 1          | 1          |            | 2              | 1            | 1            |
| Baja California Sur | 3,421          | 2,391          | 1,030          |            |            |            | 4              | 3            | 1            |
| Campeche            | 4,263          | 2,306          | 1,957          | 14         | 8          | 6          | 2              |              | 2            |
| Coahuila            | 12,457         | 9,803          | 2,654          | 1          |            | 1          | 18             | 17           | 1            |
| Colima              | 3,326          | 2,452          | 874            |            |            |            | 3              | 2            | 1            |
| Chiapas             | 33,046         | 16,235         | 16,811         | 49         | 18         | 31         | 602            | 132          | 470          |
| Chihuahua           | 16,516         | 12,712         | 3,804          | 6          | 4          | 2          | 40             | 26           | 14           |
| Ciudad de México    | 30,797         | 25,998         | 4,799          |            |            |            | 30             | 29           | 1            |
| Durango             | 10,452         | 6,502          | 3,950          |            |            |            | 29             | 9            | 20           |
| Guanajuato          | 25,781         | 19,677         | 6,104          | 9          | 8          | 1          | 18             | 8            | 10           |
| Guerrero            | 21,522         | 12,501         | 9,021          | 3          | 2          | 1          | 453            | 193          | 260          |
| Hidalgo             | 16,789         | 11,939         | 4,850          | 8          | 3          | 5          | 114            | 57           | 57           |
| Jalisco             | 34,021         | 24,257         | 9,764          | 4          | 2          | 2          | 32             | 23           | 9            |
| México              | 69,061         | 52,323         | 16,738         | 9          | 4          | 5          | 153            | 104          | 49           |
| Michoacán           | 27,978         | 16,079         | 11,899         | 41         | 30         | 11         | 33             | 18           | 15           |
| Morelos             | 8,325          | 6,737          | 1,588          |            |            |            |                |              |              |
| Nayarit             | 5,847          | 3,997          | 1,850          | 1          | 1          |            | 9              | 7            | 2            |
| Nuevo León          | 22,708         | 17,179         | 5,529          | 3          | 2          | 1          | 103            | 87           | 16           |
| Oaxaca              | 26,861         | 19,125         | 7,736          | 30         | 20         | 10         | 1,077          | 635          | 442          |
| Puebla              | 29,096         | 21,930         | 7,166          | 14         | 6          | 8          | 144            | 85           | 59           |
| Querétaro           | 9,292          | 7,464          | 1,828          | 1          | 1          |            | 52             | 48           | 4            |
| Quintana Roo        | 6,903          | 4,436          | 2,467          | 4          | 2          | 2          | 16             | 14           | 2            |
| San Luis Potosí     | 14,316         | 9,851          | 4,465          | 3          | 1          | 2          | 25             | 10           | 15           |
| Sinaloa             | 12,612         | 9,995          | 2,617          | 1          | 1          |            | 2              |              | 2            |
| Sonora              | 11,845         | 7,976          | 3,869          | 2          |            | 2          | 23             | 16           | 7            |
| Tabasco             | 10,436         | 7,092          | 3,344          | 18         | 16         | 2          | 1              |              | 1            |
| Tamaulipas          | 14,745         | 11,179         | 3,566          |            |            |            | 3              | 3            |              |
| Tlaxcala            | 6,102          | 4,438          | 1,664          | 1          | 1          |            | 7              | 1            | 6            |
| Veracruz            | 45,356         | 31,193         | 14,163         | 5          | 1          | 4          | 50             | 12           | 38           |
| Yucatán             | 9,737          | 6,998          | 2,739          | 2          |            | 2          | 14             | 10           | 4            |
| Zacatecas           | 8,564          | 4,950          | 3,614          | 3          | 1          | 2          | 19             | 15           | 4            |
| <b>Nacional</b>     | <b>571,986</b> | <b>404,894</b> | <b>167,092</b> | <b>233</b> | <b>133</b> | <b>100</b> | <b>3,080</b>   | <b>1,567</b> | <b>1,513</b> |

\* Conjunto de individuos adscritos a un centro de trabajo, de acuerdo a la función que realizan en el mismo. A cada uno se le considera tantas veces como en centros de trabajo esté adscrito.

**Docentes\* por sexo, nivel de escolaridad y entidad federativa**

Continúa

| Entidad Federativa  | NORMAL PREESCOLAR |              |           | NORMAL PRIMARIA |               |              | NORMAL SUPERIOR |               |              |
|---------------------|-------------------|--------------|-----------|-----------------|---------------|--------------|-----------------|---------------|--------------|
|                     | Total             | Mujeres      | Hombres   | Total           | Mujeres       | Hombres      | Total           | Mujeres       | Hombres      |
| Aguascalientes      | 7                 | 7            |           | 138             | 93            | 45           | 81              | 65            | 16           |
| Baja California     | 28                | 22           | 6         | 449             | 320           | 129          | 415             | 308           | 107          |
| Baja California Sur | 2                 | 2            |           | 94              | 60            | 34           | 105             | 84            | 21           |
| Campeche            |                   |              |           | 121             | 46            | 75           | 88              | 33            | 55           |
| Coahuila            | 23                | 22           | 1         | 786             | 581           | 205          | 217             | 173           | 44           |
| Colima              |                   |              |           | 66              | 42            | 24           | 93              | 60            | 33           |
| Chiapas             | 45                | 35           | 10        | 1,443           | 580           | 863          | 633             | 221           | 412          |
| Chihuahua           | 72                | 65           | 7         | 722             | 524           | 198          | 154             | 97            | 57           |
| Ciudad de México    | 83                | 79           | 4         | 2,053           | 1,681         | 372          | 1,002           | 833           | 169          |
| Durango             | 10                | 9            | 1         | 332             | 212           | 120          | 256             | 166           | 90           |
| Guanajuato          | 32                | 31           | 1         | 993             | 649           | 344          | 438             | 302           | 136          |
| Guerrero            | 14                | 12           | 2         | 816             | 430           | 386          | 1,006           | 584           | 422          |
| Hidalgo             | 39                | 37           | 2         | 914             | 576           | 338          | 2,574           | 1,708         | 866          |
| Jalisco             | 19                | 17           | 2         | 1,172           | 856           | 316          | 471             | 310           | 161          |
| México              | 51                | 46           | 5         | 2,129           | 1,447         | 682          | 1,320           | 947           | 373          |
| Michoacán           | 44                | 30           | 14        | 3,010           | 1,831         | 1,179        | 1,182           | 642           | 540          |
| Morelos             | 6                 | 5            | 1         | 610             | 452           | 158          | 255             | 189           | 66           |
| Nayarit             | 11                | 9            | 2         | 81              | 40            | 41           | 85              | 40            | 45           |
| Nuevo León          | 232               | 228          | 4         | 1,970           | 1,427         | 543          | 823             | 425           | 398          |
| Oaxaca              | 1,598             | 1,589        | 9         | 5,180           | 4,768         | 412          | 806             | 451           | 355          |
| Puebla              | 18                | 15           | 3         | 2,336           | 1,569         | 767          | 509             | 335           | 174          |
| Querétaro           | 26                | 24           | 2         | 281             | 188           | 93           | 225             | 136           | 89           |
| Quintana Roo        | 4                 | 3            | 1         | 187             | 90            | 97           | 72              | 44            | 28           |
| San Luis Potosí     | 14                | 10           | 4         | 715             | 439           | 276          | 317             | 191           | 126          |
| Sinaloa             | 8                 | 8            |           | 375             | 289           | 86           | 432             | 334           | 98           |
| Sonora              | 4                 | 4            |           | 273             | 151           | 122          | 131             | 73            | 58           |
| Tabasco             | 5                 | 5            |           | 603             | 338           | 265          | 154             | 78            | 76           |
| Tamaulipas          | 119               | 112          | 7         | 789             | 541           | 248          | 442             | 306           | 136          |
| Tlaxcala            | 8                 | 6            | 2         | 403             | 296           | 107          | 116             | 87            | 29           |
| Veracruz            | 26                | 21           | 5         | 2,227           | 1,271         | 956          | 997             | 633           | 364          |
| Yucatán             | 4                 | 4            |           | 421             | 271           | 150          | 175             | 124           | 51           |
| Zacatecas           |                   |              |           | 214             | 102           | 112          | 133             | 67            | 66           |
| <b>Nacional</b>     | <b>2,552</b>      | <b>2,457</b> | <b>95</b> | <b>31,903</b>   | <b>22,160</b> | <b>9,743</b> | <b>15,707</b>   | <b>10,046</b> | <b>5,661</b> |

\* Conjunto de individuos adscritos a un centro de trabajo, de acuerdo a la función que realizan en el mismo. A cada uno se le considera tantas veces como en centros de trabajo esté adscrito.

**Docentes\* por sexo, nivel de escolaridad y entidad federativa**

Concluye

| Entidad Federativa  | LICENCIATURA   |                |                | POSGRADO      |               |               | OTROS         |              |              |
|---------------------|----------------|----------------|----------------|---------------|---------------|---------------|---------------|--------------|--------------|
|                     | Total          | Mujeres        | Hombres        | Total         | Mujeres       | Hombres       | Total         | Mujeres      | Hombres      |
| Aguascalientes      | 4,143          | 3,346          | 797            | 750           | 581           | 169           | 48            | 43           | 5            |
| Baja California     | 11,576         | 8,820          | 2,756          | 2,082         | 1,498         | 584           | 89            | 72           | 17           |
| Baja California Sur | 2,806          | 1,983          | 823            | 337           | 198           | 139           | 73            | 61           | 12           |
| Campeche            | 3,590          | 1,952          | 1,638          | 362           | 206           | 156           | 86            | 61           | 25           |
| Coahuila            | 9,481          | 7,464          | 2,017          | 1,844         | 1,465         | 379           | 87            | 81           | 6            |
| Colima              | 2,312          | 1,742          | 570            | 819           | 577           | 242           | 33            | 29           | 4            |
| Chiapas             | 23,889         | 11,510         | 12,379         | 3,436         | 2,012         | 1,424         | 2,949         | 1,727        | 1,222        |
| Chihuahua           | 12,248         | 9,487          | 2,761          | 2,963         | 2,249         | 714           | 311           | 260          | 51           |
| Ciudad de México    | 25,418         | 21,562         | 3,856          | 2,150         | 1,769         | 381           | 61            | 45           | 16           |
| Durango             | 7,419          | 4,533          | 2,886          | 1,869         | 1,150         | 719           | 537           | 423          | 114          |
| Guanajuato          | 20,534         | 15,779         | 4,755          | 3,363         | 2,568         | 795           | 394           | 332          | 62           |
| Guerrero            | 17,037         | 9,859          | 7,178          | 1,598         | 1,001         | 597           | 595           | 420          | 175          |
| Hidalgo             | 11,128         | 8,035          | 3,093          | 1,548         | 1,155         | 393           | 464           | 368          | 96           |
| Jalisco             | 26,011         | 18,768         | 7,243          | 5,854         | 3,896         | 1,958         | 458           | 385          | 73           |
| México              | 44,941         | 34,173         | 10,768         | 19,890        | 15,143        | 4,747         | 568           | 459          | 109          |
| Michoacán           | 19,735         | 10,941         | 8,794          | 3,391         | 2,179         | 1,212         | 542           | 408          | 134          |
| Morelos             | 6,633          | 5,432          | 1,201          | 760           | 610           | 150           | 61            | 49           | 12           |
| Nayarit             | 4,291          | 2,909          | 1,382          | 1,190         | 862           | 328           | 179           | 129          | 50           |
| Nuevo León          | 17,331         | 13,343         | 3,988          | 2,135         | 1,566         | 569           | 111           | 101          | 10           |
| Oaxaca              | 16,368         | 10,398         | 5,970          | 1,028         | 659           | 369           | 774           | 605          | 169          |
| Puebla              | 22,601         | 17,194         | 5,407          | 2,922         | 2,306         | 616           | 552           | 420          | 132          |
| Querétaro           | 7,461          | 6,066          | 1,395          | 955           | 749           | 206           | 291           | 252          | 39           |
| Quintana Roo        | 5,818          | 3,731          | 2,087          | 714           | 473           | 241           | 88            | 79           | 9            |
| San Luis Potosí     | 10,469         | 7,106          | 3,363          | 2,148         | 1,591         | 557           | 625           | 503          | 122          |
| Sinaloa             | 9,695          | 7,712          | 1,983          | 1,641         | 1,256         | 385           | 458           | 395          | 63           |
| Sonora              | 7,936          | 5,511          | 2,425          | 3,409         | 2,161         | 1,248         | 67            | 60           | 7            |
| Tabasco             | 7,903          | 5,355          | 2,548          | 1,492         | 1,104         | 388           | 260           | 196          | 64           |
| Tamaulipas          | 11,053         | 8,439          | 2,614          | 2,150         | 1,613         | 537           | 189           | 165          | 24           |
| Tlaxcala            | 5,107          | 3,705          | 1,402          | 363           | 269           | 94            | 97            | 73           | 24           |
| Veracruz            | 37,542         | 25,860         | 11,682         | 3,580         | 2,680         | 900           | 929           | 715          | 214          |
| Yucatán             | 7,667          | 5,501          | 2,166          | 1,332         | 1,000         | 332           | 122           | 88           | 34           |
| Zacatecas           | 6,236          | 3,526          | 2,710          | 1,729         | 1,035         | 694           | 230           | 204          | 26           |
| <b>Nacional</b>     | <b>426,379</b> | <b>301,742</b> | <b>124,637</b> | <b>79,804</b> | <b>57,581</b> | <b>22,223</b> | <b>12,328</b> | <b>9,208</b> | <b>3,120</b> |

\* Conjunto de individuos adscritos a un centro de trabajo, de acuerdo a la función que realizan en el mismo. A cada uno se le considera tantas veces como en centros de trabajo esté adscrito.

## Escuelas por sostenimiento y entidad federativa

| Entidad Federativa  | ESCUELAS      |               |               |          |              |
|---------------------|---------------|---------------|---------------|----------|--------------|
|                     | Total         | Federal       | Estatad       | Autónomo | Particular   |
| Aguascalientes      | 715           | 39            | 576           |          | 100          |
| Baja California     | 1,624         | 36            | 1,259         |          | 329          |
| Baja California Sur | 450           | 60            | 318           |          | 72           |
| Campeche            | 762           | 74            | 630           |          | 58           |
| Coahuila            | 1,839         | 49            | 1,533         |          | 257          |
| Colima              | 485           | 24            | 401           |          | 60           |
| Chiapas             | 8,499         | 2,003         | 6,297         |          | 199          |
| Chihuahua           | 2,682         | 265           | 2,179         |          | 238          |
| Ciudad de México    | 2,916         | 1,925         |               |          | 991          |
| Durango             | 2,452         | 455           | 1,913         |          | 84           |
| Guanajuato          | 4,353         | 318           | 3,630         |          | 405          |
| Guerrero            | 4,545         | 486           | 3,922         |          | 137          |
| Hidalgo             | 3,176         | 424           | 2,489         |          | 263          |
| Jalisco             | 5,634         | 418           | 4,585         |          | 631          |
| México              | 7,865         | 332           | 6,328         |          | 1,205        |
| Michoacán           | 5,129         | 432           | 4,288         |          | 409          |
| Morelos             | 1,228         | 32            | 795           |          | 401          |
| Nayarit             | 1,206         | 166           | 968           |          | 72           |
| Nuevo León          | 2,714         | 107           | 2,248         |          | 359          |
| Oaxaca              | 5,679         | 669           | 4,819         |          | 191          |
| Puebla              | 4,641         | 447           | 3,709         |          | 485          |
| Querétaro           | 1,564         | 222           | 1,091         |          | 251          |
| Quintana Roo        | 932           | 67            | 716           |          | 149          |
| San Luis Potosí     | 3,148         | 569           | 2,386         |          | 193          |
| Sinaloa             | 2,558         | 383           | 1,999         |          | 176          |
| Sonora              | 1,784         | 55            | 1,504         |          | 225          |
| Tabasco             | 2,088         | 234           | 1,751         |          | 103          |
| Tamaulipas          | 2,376         | 163           | 1,892         |          | 321          |
| Tlaxcala            | 784           | 71            | 584           |          | 129          |
| Veracruz            | 9,422         | 749           | 8,245         |          | 428          |
| Yucatán             | 1,401         | 116           | 1,094         |          | 191          |
| Zacatecas           | 1,798         | 210           | 1,511         |          | 77           |
| <b>Nacional</b>     | <b>96,449</b> | <b>11,600</b> | <b>75,660</b> |          | <b>9,189</b> |

## Grupos por sostenimiento y entidad federativa

| Entidad Federativa  | GRUPOS         |               |                |          |               |
|---------------------|----------------|---------------|----------------|----------|---------------|
|                     | Total          | Federal       | Estatad        | Autónomo | Particular    |
| Aguascalientes      | 5,259          | 39            | 4,372          |          | 848           |
| Baja California     | 14,658         | 36            | 12,103         |          | 2,519         |
| Baja California Sur | 3,564          | 60            | 3,007          |          | 497           |
| Campeche            | 4,254          | 74            | 3,748          |          | 432           |
| Coahuila            | 12,798         | 49            | 10,525         |          | 2,224         |
| Colima              | 3,334          | 35            | 2,841          |          | 458           |
| Chiapas             | 33,613         | 2,008         | 30,344         |          | 1,261         |
| Chihuahua           | 16,492         | 265           | 14,896         |          | 1,331         |
| Ciudad de México    | 31,305         | 23,555        |                |          | 7,750         |
| Durango             | 10,545         | 455           | 9,383          |          | 707           |
| Guanajuato          | 25,744         | 318           | 22,243         |          | 3,183         |
| Guerrero            | 22,156         | 486           | 20,775         |          | 895           |
| Hidalgo             | 16,749         | 424           | 14,488         |          | 1,837         |
| Jalisco             | 34,009         | 418           | 28,614         |          | 4,977         |
| México              | 69,401         | 332           | 60,123         |          | 8,946         |
| Michoacán           | 30,208         | 432           | 26,754         |          | 3,022         |
| Morelos             | 8,313          | 32            | 6,523          |          | 1,758         |
| Nayarit             | 5,852          | 166           | 5,188          |          | 498           |
| Nuevo León          | 22,163         | 107           | 18,168         |          | 3,888         |
| Oaxaca              | 27,612         | 669           | 25,655         |          | 1,288         |
| Puebla              | 29,000         | 447           | 25,061         |          | 3,492         |
| Querétaro           | 9,266          | 222           | 6,824          |          | 2,220         |
| Quintana Roo        | 6,890          | 78            | 5,650          |          | 1,162         |
| San Luis Potosí     | 14,313         | 569           | 12,349         |          | 1,395         |
| Sinaloa             | 12,543         | 383           | 10,490         |          | 1,670         |
| Sonora              | 12,458         | 55            | 10,374         |          | 2,029         |
| Tabasco             | 10,430         | 234           | 9,374          |          | 822           |
| Tamaulipas          | 14,794         | 173           | 12,566         |          | 2,055         |
| Tlaxcala            | 6,090          | 71            | 5,259          |          | 760           |
| Veracruz            | 45,213         | 749           | 41,911         |          | 2,553         |
| Yucatán             | 9,731          | 116           | 8,185          |          | 1,430         |
| Zacatecas           | 8,572          | 210           | 7,776          |          | 586           |
| <b>Nacional</b>     | <b>577,329</b> | <b>33,267</b> | <b>475,569</b> |          | <b>68,493</b> |

## Alumnos por grado, docentes, escuelas y grupos por entidad federativa

Inicia

| Entidad Federativa  | ALUMNOS           |                  |                  |                  |                  |                  |                  |
|---------------------|-------------------|------------------|------------------|------------------|------------------|------------------|------------------|
|                     | Total             | Primero          | Segundo          | Tercero          | Cuarto           | Quinto           | Sexto            |
| Aguascalientes      | 160,372           | 27,104           | 27,058           | 26,622           | 26,322           | 26,536           | 26,730           |
| Baja California     | 366,475           | 58,395           | 60,552           | 60,094           | 60,386           | 63,122           | 63,926           |
| Baja California Sur | 81,948            | 12,959           | 13,542           | 13,643           | 13,646           | 13,922           | 14,236           |
| Campeche            | 93,138            | 14,561           | 15,369           | 16,310           | 15,428           | 15,800           | 15,670           |
| Coahuila            | 334,829           | 63,544           | 59,147           | 53,538           | 46,356           | 56,032           | 56,212           |
| Colima              | 69,707            | 10,989           | 11,396           | 11,705           | 11,654           | 11,767           | 12,196           |
| Chiapas             | 504,666           | 81,918           | 83,395           | 84,623           | 83,840           | 85,217           | 85,673           |
| Chihuahua           | 381,004           | 61,801           | 64,680           | 65,159           | 62,045           | 63,405           | 63,914           |
| Ciudad de México    | 722,013           | 108,338          | 115,182          | 121,265          | 121,589          | 125,763          | 129,876          |
| Durango             | 198,779           | 32,412           | 33,414           | 33,228           | 32,494           | 33,362           | 33,869           |
| Guanajuato          | 674,612           | 112,395          | 112,696          | 111,910          | 110,144          | 113,183          | 114,284          |
| Guerrero            | 319,809           | 50,078           | 51,721           | 53,345           | 52,385           | 55,874           | 56,406           |
| Hidalgo             | 288,857           | 44,475           | 46,866           | 47,939           | 48,472           | 49,987           | 51,118           |
| Jalisco             | 886,916           | 141,133          | 145,091          | 147,734          | 147,854          | 151,045          | 154,059          |
| México              | 1,639,202         | 259,311          | 266,858          | 270,370          | 271,065          | 280,854          | 290,744          |
| Michoacán           | 500,331           | 83,545           | 83,632           | 83,452           | 81,447           | 83,980           | 84,275           |
| Morelos             | 188,929           | 30,389           | 31,361           | 31,608           | 31,071           | 32,044           | 32,456           |
| Nayarit             | 119,281           | 18,770           | 19,433           | 19,560           | 19,652           | 20,715           | 21,151           |
| Nuevo León          | 581,305           | 94,539           | 99,380           | 99,012           | 95,732           | 95,710           | 96,932           |
| Oaxaca              | 351,428           | 50,935           | 56,608           | 60,618           | 60,659           | 60,961           | 61,647           |
| Puebla              | 678,658           | 111,784          | 112,595          | 112,401          | 110,691          | 115,056          | 116,131          |
| Querétaro           | 244,333           | 38,990           | 40,229           | 40,986           | 41,008           | 41,221           | 41,899           |
| Quintana Roo        | 184,756           | 29,623           | 30,860           | 32,090           | 30,649           | 30,925           | 30,609           |
| San Luis Potosí     | 272,692           | 44,055           | 44,918           | 45,820           | 45,390           | 46,139           | 46,370           |
| Sinaloa             | 297,461           | 48,884           | 48,769           | 48,655           | 48,769           | 50,847           | 51,537           |
| Sonora              | 282,719           | 45,467           | 46,008           | 46,538           | 47,250           | 48,453           | 49,003           |
| Tabasco             | 259,349           | 40,028           | 42,304           | 44,351           | 42,941           | 45,304           | 44,421           |
| Tamaulipas          | 352,459           | 55,736           | 58,966           | 59,617           | 58,108           | 59,649           | 60,383           |
| Tlaxcala            | 143,725           | 23,569           | 22,685           | 23,789           | 23,977           | 24,581           | 25,124           |
| Veracruz            | 692,622           | 104,600          | 110,575          | 117,400          | 117,843          | 119,897          | 122,307          |
| Yucatán             | 206,159           | 33,315           | 34,816           | 35,712           | 34,228           | 34,328           | 33,760           |
| Zacatecas           | 188,563           | 30,715           | 31,496           | 31,163           | 30,933           | 32,305           | 31,951           |
| <b>Nacional</b>     | <b>12,267,097</b> | <b>1,964,357</b> | <b>2,021,602</b> | <b>2,050,257</b> | <b>2,024,028</b> | <b>2,087,984</b> | <b>2,118,869</b> |

**Alumnos por grado, docentes, escuelas y grupos por entidad federativa***Concluye*

| Entidad Federativa  | DOCENTES*      | ESCUELAS      | GRUPOS         |
|---------------------|----------------|---------------|----------------|
| Aguascalientes      | 5,124          | 676           | 5,220          |
| Baja California     | 14,102         | 1,518         | 14,148         |
| Baja California Sur | 3,348          | 390           | 3,504          |
| Campeche            | 4,042          | 637           | 4,042          |
| Coahuila            | 12,407         | 1,790         | 12,749         |
| Colima              | 3,295          | 462           | 3,311          |
| Chiapas             | 20,833         | 3,679         | 21,437         |
| Chihuahua           | 15,294         | 2,076         | 15,294         |
| Ciudad de México    | 30,792         | 2,912         | 31,301         |
| Durango             | 9,436          | 1,778         | 9,606          |
| Guanajuato          | 25,372         | 4,030         | 25,379         |
| Guerrero            | 16,539         | 3,037         | 17,180         |
| Hidalgo             | 13,955         | 2,154         | 13,955         |
| Jalisco             | 33,242         | 5,110         | 33,265         |
| México              | 67,735         | 7,371         | 68,184         |
| Michoacán           | 25,813         | 4,461         | 28,055         |
| Morelos             | 8,211          | 1,184         | 8,211          |
| Nayarit             | 5,150          | 843           | 5,166          |
| Nuevo León          | 22,597         | 2,607         | 22,056         |
| Oaxaca              | 19,399         | 3,194         | 19,955         |
| Puebla              | 25,828         | 3,440         | 25,828         |
| Querétaro           | 8,765          | 1,268         | 8,764          |
| Quintana Roo        | 6,637          | 792           | 6,637          |
| San Luis Potosí     | 12,675         | 2,235         | 12,723         |
| Sinaloa             | 12,001         | 2,139         | 12,001         |
| Sonora              | 11,475         | 1,621         | 12,037         |
| Tabasco             | 9,775          | 1,755         | 9,795          |
| Tamaulipas          | 14,569         | 2,215         | 14,633         |
| Tlaxcala            | 5,885          | 699           | 5,897          |
| Veracruz            | 40,868         | 7,630         | 40,868         |
| Yucatán             | 9,030          | 1,140         | 9,030          |
| Zacatecas           | 8,343          | 1,588         | 8,362          |
| <b>Nacional</b>     | <b>522,537</b> | <b>76,431</b> | <b>528,593</b> |

\* Conjunto de individuos adscritos a un centro de trabajo, de acuerdo a la función que realizan en el mismo. A cada uno se le considera tantas veces como en centros de trabajo esté adscrito.

## Alumnos por grado, docentes, escuelas y grupos por entidad federativa

Inicia

| Entidad Federativa  | ALUMNOS        |                |                |                |                |                |                |
|---------------------|----------------|----------------|----------------|----------------|----------------|----------------|----------------|
|                     | Total          | Primero        | Segundo        | Tercero        | Cuarto         | Quinto         | Sexto          |
| Aguascalientes      |                |                |                |                |                |                |                |
| Baja California     | 12,334         | 2,008          | 2,061          | 2,120          | 1,990          | 2,088          | 2,067          |
| Baja California Sur |                |                |                |                |                |                |                |
| Campeche            | 2,688          | 457            | 496            | 462            | 406            | 449            | 418            |
| Coahuila            |                |                |                |                |                |                |                |
| Colima              |                |                |                |                |                |                |                |
| Chiapas             | 257,901        | 44,817         | 43,405         | 43,418         | 41,834         | 42,414         | 42,013         |
| Chihuahua           | 19,834         | 3,047          | 3,318          | 3,487          | 3,277          | 3,359          | 3,346          |
| Ciudad de México    |                |                |                |                |                |                |                |
| Durango             | 10,080         | 1,739          | 1,745          | 1,626          | 1,649          | 1,655          | 1,666          |
| Guanajuato          | 1,178          | 191            | 208            | 215            | 194            | 188            | 182            |
| Guerrero            | 83,341         | 14,116         | 13,911         | 14,072         | 13,229         | 14,083         | 13,930         |
| Hidalgo             | 31,669         | 5,008          | 5,203          | 5,322          | 5,074          | 5,383          | 5,679          |
| Jalisco             | 5,757          | 890            | 901            | 954            | 989            | 959            | 1,064          |
| México              | 18,432         | 3,116          | 3,097          | 3,022          | 3,104          | 2,995          | 3,098          |
| Michoacán           | 29,480         | 5,137          | 5,106          | 4,867          | 4,773          | 4,903          | 4,694          |
| Morelos             | 1,546          | 273            | 225            | 265            | 246            | 251            | 286            |
| Nayarit             | 11,222         | 1,608          | 1,823          | 1,775          | 1,929          | 2,077          | 2,010          |
| Nuevo León          |                |                |                |                |                |                |                |
| Oaxaca              | 116,998        | 17,759         | 18,989         | 20,058         | 19,618         | 20,067         | 20,507         |
| Puebla              | 61,517         | 10,201         | 10,198         | 10,128         | 9,892          | 10,360         | 10,738         |
| Querétaro           | 5,753          | 952            | 991            | 893            | 946            | 967            | 1,004          |
| Quintana Roo        | 3,722          | 601            | 630            | 645            | 608            | 639            | 599            |
| San Luis Potosí     | 14,601         | 2,365          | 2,391          | 2,462          | 2,481          | 2,353          | 2,549          |
| Sinaloa             | 2,434          | 369            | 403            | 417            | 404            | 436            | 405            |
| Sonora              | 5,787          | 1,013          | 974            | 997            | 882            | 1,010          | 911            |
| Tabasco             | 8,450          | 1,346          | 1,345          | 1,521          | 1,398          | 1,441          | 1,399          |
| Tamaulipas          |                |                |                |                |                |                |                |
| Tlaxcala            | 3,048          | 495            | 512            | 504            | 495            | 522            | 520            |
| Veracruz            | 60,016         | 9,569          | 9,664          | 10,285         | 10,165         | 10,107         | 10,226         |
| Yucatán             | 11,726         | 1,909          | 1,945          | 2,055          | 1,964          | 1,925          | 1,928          |
| Zacatecas           |                |                |                |                |                |                |                |
| <b>Nacional</b>     | <b>779,514</b> | <b>128,986</b> | <b>129,541</b> | <b>131,570</b> | <b>127,547</b> | <b>130,631</b> | <b>131,239</b> |

**Alumnos por grado, docentes, escuelas y grupos por entidad federativa***Concluye*

| Entidad Federativa  | DOCENTES*     | ESCUELAS      | GRUPOS        |
|---------------------|---------------|---------------|---------------|
| Aguascalientes      |               |               |               |
| Baja California     | 477           | 70            | 474           |
| Baja California Sur |               |               |               |
| Campeche            | 136           | 51            | 138           |
| Coahuila            |               |               |               |
| Colima              |               |               |               |
| Chiapas             | 9,324         | 2,818         | 10,174        |
| Chihuahua           | 929           | 341           | 933           |
| Ciudad de México    |               |               |               |
| Durango             | 483           | 219           | 484           |
| Guanajuato          | 47            | 5             | 47            |
| Guerrero            | 4,410         | 1,022         | 4,490         |
| Hidalgo             | 2,370         | 598           | 2,370         |
| Jalisco             | 326           | 106           | 326           |
| México              | 885           | 162           | 885           |
| Michoacán           | 1,677         | 236           | 1,721         |
| Morelos             | 70            | 12            | 70            |
| Nayarit             | 518           | 197           | 520           |
| Nuevo León          |               |               |               |
| Oaxaca              | 6,706         | 1,816         | 6,988         |
| Puebla              | 2,725         | 754           | 2,725         |
| Querétaro           | 280           | 74            | 280           |
| Quintana Roo        | 187           | 74            | 187           |
| San Luis Potosí     | 1,021         | 344           | 1,021         |
| Sinaloa             | 159           | 36            | 159           |
| Sonora              | 313           | 108           | 366           |
| Tabasco             | 401           | 99            | 401           |
| Tamaulipas          |               |               |               |
| Tlaxcala            | 122           | 14            | 122           |
| Veracruz            | 3,596         | 1,043         | 3,596         |
| Yucatán             | 585           | 145           | 585           |
| Zacatecas           |               |               |               |
| <b>Nacional</b>     | <b>37,747</b> | <b>10,344</b> | <b>39,062</b> |

\* Conjunto de individuos adscritos a un centro de trabajo, de acuerdo a la función que realizan en el mismo. A cada uno se le considera tantas veces como en centros de trabajo esté adscrito.

## Alumnos por grado, docentes, escuelas y grupos por entidad federativa

*Inicia*

| Entidad Federativa  | ALUMNOS        |               |               |               |               |               |               |
|---------------------|----------------|---------------|---------------|---------------|---------------|---------------|---------------|
|                     | Total          | Primero       | Segundo       | Tercero       | Cuarto        | Quinto        | Sexto         |
| Aguascalientes      | 510            | 101           | 101           | 79            | 76            | 71            | 82            |
| Baja California     | 851            | 100           | 193           | 147           | 139           | 135           | 137           |
| Baja California Sur | 506            | 127           | 87            | 70            | 69            | 78            | 75            |
| Campeche            | 867            | 152           | 165           | 151           | 134           | 148           | 117           |
| Coahuila            | 347            | 78            | 59            | 54            | 54            | 44            | 58            |
| Colima              | 244            | 40            | 57            | 38            | 33            | 36            | 40            |
| Chiapas             | 31,124         | 5,080         | 4,956         | 5,286         | 5,311         | 5,340         | 5,151         |
| Chihuahua           | 2,508          | 379           | 415           | 479           | 419           | 434           | 382           |
| Ciudad de México    | 71             | 19            | 19            | 6             | 10            | 12            | 5             |
| Durango             | 4,170          | 772           | 756           | 678           | 703           | 629           | 632           |
| Guanajuato          | 3,308          | 552           | 586           | 567           | 532           | 531           | 540           |
| Guerrero            | 5,577          | 944           | 968           | 863           | 898           | 925           | 979           |
| Hidalgo             | 3,831          | 689           | 669           | 609           | 645           | 606           | 613           |
| Jalisco             | 3,494          | 598           | 585           | 588           | 606           | 570           | 547           |
| México              | 4,289          | 662           | 803           | 739           | 702           | 689           | 694           |
| Michoacán           | 3,769          | 686           | 697           | 648           | 574           | 572           | 592           |
| Morelos             | 497            | 72            | 123           | 75            | 69            | 82            | 76            |
| Nayarit             | 1,492          | 204           | 275           | 275           | 271           | 252           | 215           |
| Nuevo León          | 533            | 71            | 110           | 100           | 90            | 80            | 82            |
| Oaxaca              | 6,784          | 1,073         | 1,165         | 1,160         | 1,108         | 1,162         | 1,116         |
| Puebla              | 5,457          | 910           | 1,016         | 904           | 858           | 892           | 877           |
| Querétaro           | 2,242          | 341           | 365           | 384           | 401           | 379           | 372           |
| Quintana Roo        | 759            | 122           | 134           | 124           | 121           | 147           | 111           |
| San Luis Potosí     | 4,977          | 822           | 831           | 822           | 821           | 823           | 858           |
| Sinaloa             | 3,296          | 651           | 529           | 556           | 530           | 521           | 509           |
| Sonora              | 423            | 60            | 85            | 77            | 79            | 63            | 59            |
| Tabasco             | 2,442          | 411           | 476           | 400           | 387           | 382           | 386           |
| Tamaulipas          | 1,189          | 238           | 217           | 190           | 186           | 184           | 174           |
| Tlaxcala            | 967            | 186           | 178           | 173           | 150           | 144           | 136           |
| Veracruz            | 8,637          | 1,315         | 1,437         | 1,517         | 1,448         | 1,453         | 1,467         |
| Yucatán             | 941            | 181           | 164           | 175           | 145           | 147           | 129           |
| Zacatecas           | 1,641          | 245           | 335           | 272           | 285           | 251           | 253           |
| <b>Nacional</b>     | <b>107,743</b> | <b>17,881</b> | <b>18,556</b> | <b>18,206</b> | <b>17,854</b> | <b>17,782</b> | <b>17,464</b> |

**Alumnos por grado, docentes, escuelas y grupos por entidad federativa***Concluye*

| Entidad Federativa  | DOCENTES*     | ESCUELAS     | GRUPOS       |
|---------------------|---------------|--------------|--------------|
| Aguascalientes      | 45            | 39           | 39           |
| Baja California     | 63            | 36           | 36           |
| Baja California Sur | 73            | 60           | 60           |
| Campeche            | 85            | 74           | 74           |
| Coahuila            | 50            | 49           | 49           |
| Colima              | 31            | 23           | 23           |
| Chiapas             | 2,889         | 2,002        | 2,002        |
| Chihuahua           | 293           | 265          | 265          |
| Ciudad de México    | 5             | 4            | 4            |
| Durango             | 533           | 455          | 455          |
| Guanajuato          | 362           | 318          | 318          |
| Guerrero            | 573           | 486          | 486          |
| Hidalgo             | 464           | 424          | 424          |
| Jalisco             | 453           | 418          | 418          |
| México              | 441           | 332          | 332          |
| Michoacán           | 488           | 432          | 432          |
| Morelos             | 44            | 32           | 32           |
| Nayarit             | 179           | 166          | 166          |
| Nuevo León          | 111           | 107          | 107          |
| Oaxaca              | 756           | 669          | 669          |
| Puebla              | 543           | 447          | 447          |
| Querétaro           | 247           | 222          | 222          |
| Quintana Roo        | 79            | 66           | 66           |
| San Luis Potosí     | 620           | 569          | 569          |
| Sinaloa             | 452           | 383          | 383          |
| Sonora              | 57            | 55           | 55           |
| Tabasco             | 260           | 234          | 234          |
| Tamaulipas          | 176           | 161          | 161          |
| Tlaxcala            | 95            | 71           | 71           |
| Veracruz            | 892           | 749          | 749          |
| Yucatán             | 122           | 116          | 116          |
| Zacatecas           | 221           | 210          | 210          |
| <b>Nacional</b>     | <b>11,702</b> | <b>9,674</b> | <b>9,674</b> |

\* Conjunto de individuos adscritos a un centro de trabajo, de acuerdo a la función que realizan en el mismo. A cada uno se le considera tantas veces como en centros de trabajo esté adscrito.

### Cobertura

| 102.3 a 111.0    |       | 101 a 102.2 |       | 98.7 a 100.9 |       |
|------------------|-------|-------------|-------|--------------|-------|
| Ciudad de México | 111.0 | Puebla      | 102.2 | Zacatecas    | 100.9 |
| Chiapas          | 105.4 | Querétaro   | 102.2 | México       | 100.7 |
| Baja California  | 102.8 | Guanajuato  | 101.6 | Durango      | 100.5 |
| Chihuahua        | 102.6 | Oaxaca      | 101.4 | Michoacán    | 100.1 |
| Jalisco          | 102.5 | Tabasco     | 101.4 | Hidalgo      | 99.5  |
|                  |       | Tlaxcala    | 101.3 | Sinaloa      | 99.5  |
|                  |       |             |       | Morelos      | 99.5  |
|                  |       |             |       | Guerrero     | 99.4  |

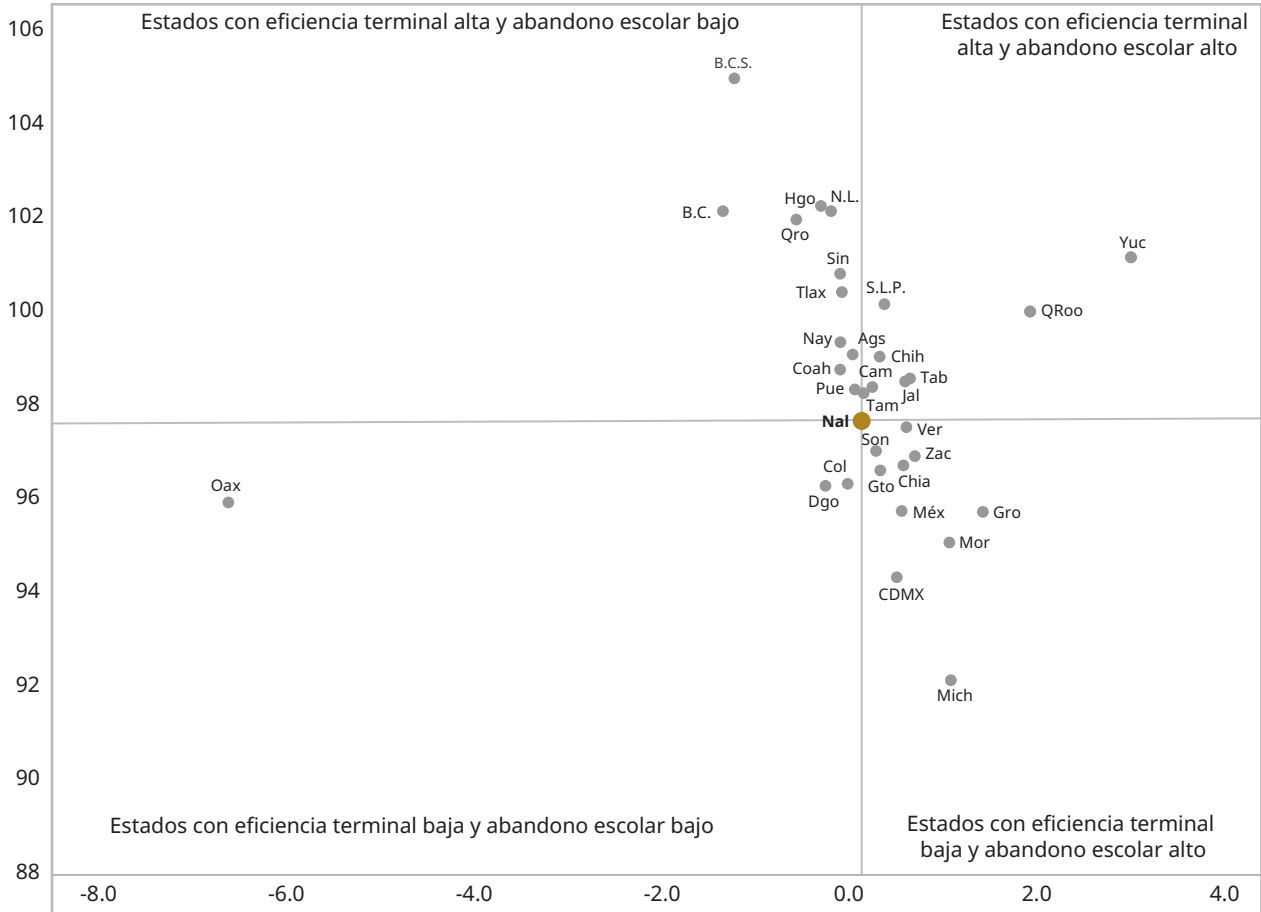
| 97.6 a 98.6         |      | 93.9 a 97.5  |      |
|---------------------|------|--------------|------|
| San Luis Potosí     | 98.6 | Campeche     | 97.5 |
| Aguascalientes      | 98.5 | Nayarit      | 97.1 |
| Nuevo León          | 98.3 | Veracruz     | 97.0 |
| Baja California Sur | 98.2 | Sonora       | 96.5 |
| Tamaulipas          | 98.2 | Coahuila     | 96.3 |
| Colima              |      | Quintana Roo | 95.7 |
|                     |      | Yucatán      | 93.9 |

### Nacional

**100.8**



### Abandono escolar y eficiencia terminal



## Indicadores educativos

Inicia

| Entidad Federativa  | COBERTURA<br>6 a 11 años (%) |              |              | EFICIENCIA TERMINAL<br>2022-2023 (%) |             |             |
|---------------------|------------------------------|--------------|--------------|--------------------------------------|-------------|-------------|
|                     | Total                        | Mujeres      | Hombres      | Total                                | Mujeres     | Hombres     |
| Aguascalientes      | 98.5                         | 98.9         | 98.2         | 99.1                                 | 98.7        | 99.5        |
| Baja California     | 102.8                        | 103.7        | 101.9        | 102.2                                | 102.2       | 102.1       |
| Baja California Sur | 98.2                         | 99.1         | 97.3         | 105.0                                | 105.2       | 104.8       |
| Campeche            | 97.5                         | 97.9         | 97.2         | 98.4                                 | 98.4        | 98.4        |
| Coahuila            | 96.3                         | 97.0         | 95.5         | 98.8                                 | 99.3        | 98.3        |
| Colima              | 97.8                         | 98.7         | 97.0         | 96.3                                 | 96.1        | 96.5        |
| Chiapas             | 105.4                        | 105.5        | 105.3        | 96.7                                 | 96.8        | 96.7        |
| Chihuahua           | 102.6                        | 103.1        | 102.2        | 99.1                                 | 98.7        | 99.4        |
| Ciudad de México    | 111.0                        | 111.5        | 110.6        | 94.4                                 | 94.7        | 94.0        |
| Durango             | 100.5                        | 101.1        | 99.9         | 96.3                                 | 95.9        | 96.7        |
| Guanajuato          | 101.6                        | 101.4        | 101.8        | 96.6                                 | 97.2        | 96.1        |
| Guerrero            | 99.4                         | 99.6         | 99.3         | 95.7                                 | 95.9        | 95.6        |
| Hidalgo             | 99.5                         | 99.7         | 99.3         | 102.3                                | 101.9       | 102.6       |
| Jalisco             | 102.5                        | 102.7        | 102.2        | 98.5                                 | 98.7        | 98.3        |
| México              | 100.7                        | 101.1        | 100.3        | 95.8                                 | 95.9        | 95.7        |
| Michoacán           | 100.1                        | 100.2        | 100.1        | 92.2                                 | 93.1        | 91.2        |
| Morelos             | 99.5                         | 99.9         | 99.1         | 95.1                                 | 95.7        | 94.5        |
| Nayarit             | 97.1                         | 97.0         | 97.1         | 99.4                                 | 99.3        | 99.4        |
| Nuevo León          | 98.3                         | 98.7         | 97.9         | 102.2                                | 102.6       | 101.8       |
| Oaxaca              | 101.4                        | 101.4        | 101.4        | 95.9                                 | 95.4        | 96.5        |
| Puebla              | 102.2                        | 102.7        | 101.8        | 98.4                                 | 98.4        | 98.4        |
| Querétaro           | 102.2                        | 102.6        | 101.9        | 102.0                                | 102.1       | 101.9       |
| Quintana Roo        | 95.7                         | 96.0         | 95.5         | 100.0                                | 100.1       | 100.0       |
| San Luis Potosí     | 98.6                         | 98.6         | 98.6         | 100.2                                | 99.8        | 100.5       |
| Sinaloa             | 99.5                         | 99.7         | 99.3         | 100.8                                | 100.8       | 100.9       |
| Sonora              | 96.5                         | 96.7         | 96.3         | 97.0                                 | 97.1        | 97.0        |
| Tabasco             | 101.4                        | 101.9        | 100.9        | 98.6                                 | 97.8        | 99.4        |
| Tamaulipas          | 98.2                         | 98.6         | 97.7         | 98.3                                 | 98.0        | 98.5        |
| Tlaxcala            | 101.3                        | 102.0        | 100.6        | 100.4                                | 99.8        | 101.0       |
| Veracruz            | 97.0                         | 97.0         | 96.9         | 97.6                                 | 97.5        | 97.6        |
| Yucatán             | 93.9                         | 94.0         | 93.8         | 101.2                                | 101.7       | 100.7       |
| Zacatecas           | 100.9                        | 101.2        | 100.6        | 96.9                                 | 97.5        | 96.4        |
| <b>Nacional</b>     | <b>100.8</b>                 | <b>101.1</b> | <b>100.5</b> | <b>97.7</b>                          | <b>97.8</b> | <b>97.6</b> |

## Indicadores educativos

Concluye

| Entidad Federativa  | ABANDONO ESCOLAR<br>2022-2023 (%) |            |            | RELACIÓN           |                    |                     |
|---------------------|-----------------------------------|------------|------------|--------------------|--------------------|---------------------|
|                     | Total                             | Mujeres    | Hombres    | Alumno/<br>Maestro | Alumno/<br>Escuela | Mujeres/<br>Hombres |
| Aguascalientes      | 0.0                               | 0.1        | -0.2       | 31.1               | 225.0              | 0.97                |
| Baja California     | -1.4                              | -1.4       | -1.5       | 25.9               | 233.8              | 0.97                |
| Baja California Sur | -1.3                              | -1.6       | -1.0       | 24.1               | 183.2              | 0.97                |
| Campeche            | 0.2                               | 0.0        | 0.4        | 22.7               | 126.9              | 0.97                |
| Coahuila            | -0.2                              | -0.2       | -0.2       | 26.9               | 182.3              | 0.97                |
| Colima              | -0.1                              | -0.1       | 0.0        | 21.0               | 144.2              | 0.97                |
| Chiapas             | 0.5                               | 0.4        | 0.6        | 24.0               | 93.4               | 0.97                |
| Chihuahua           | 0.3                               | 0.3        | 0.3        | 24.4               | 150.4              | 0.97                |
| Ciudad de México    | 0.4                               | 0.5        | 0.4        | 23.4               | 247.6              | 0.97                |
| Durango             | -0.3                              | -0.4       | -0.2       | 20.4               | 86.9               | 0.96                |
| Guanajuato          | 0.3                               | 0.4        | 0.2        | 26.3               | 156.0              | 0.96                |
| Guerrero            | 1.4                               | 1.3        | 1.4        | 19.0               | 89.9               | 0.97                |
| Hidalgo             | -0.4                              | -0.4       | -0.3       | 19.3               | 102.1              | 0.97                |
| Jalisco             | 0.5                               | 0.5        | 0.5        | 26.3               | 159.1              | 0.96                |
| México              | 0.5                               | 0.4        | 0.5        | 24.1               | 211.3              | 0.97                |
| Michoacán           | 1.0                               | 0.8        | 1.2        | 19.1               | 104.0              | 0.97                |
| Morelos             | 1.0                               | 1.0        | 1.0        | 22.9               | 155.5              | 0.97                |
| Nayarit             | -0.2                              | -0.2       | -0.2       | 22.6               | 109.4              | 0.96                |
| Nuevo León          | -0.3                              | -0.2       | -0.4       | 25.6               | 214.4              | 0.96                |
| Oaxaca              | -6.7                              | -6.8       | -6.6       | 17.7               | 83.7               | 0.98                |
| Puebla              | 0.0                               | -0.1       | 0.1        | 25.6               | 160.7              | 0.98                |
| Querétaro           | -0.6                              | -0.6       | -0.6       | 27.2               | 161.3              | 0.97                |
| Quintana Roo        | 1.9                               | 1.8        | 2.0        | 27.4               | 203.0              | 0.97                |
| San Luis Potosí     | 0.3                               | 0.3        | 0.3        | 20.4               | 92.8               | 0.97                |
| Sinaloa             | -0.2                              | -0.1       | -0.3       | 24.0               | 118.5              | 0.96                |
| Sonora              | 0.2                               | 0.0        | 0.4        | 24.4               | 162.0              | 0.96                |
| Tabasco             | 0.6                               | 0.5        | 0.6        | 25.9               | 129.4              | 0.97                |
| Tamaulipas          | 0.1                               | 0.0        | 0.2        | 24.0               | 148.8              | 0.97                |
| Tlaxcala            | -0.1                              | -0.1       | -0.2       | 24.2               | 188.4              | 0.98                |
| Veracruz            | 0.5                               | 0.5        | 0.6        | 16.8               | 80.8               | 0.96                |
| Yucatán             | 2.9                               | 2.7        | 3.1        | 22.5               | 156.2              | 0.96                |
| Zacatecas           | 0.6                               | 0.6        | 0.7        | 22.2               | 105.8              | 0.97                |
| <b>Nacional</b>     | <b>0.1</b>                        | <b>0.1</b> | <b>0.1</b> | <b>23.0</b>        | <b>136.4</b>       | <b>0.97</b>         |

# SECUNDARIA



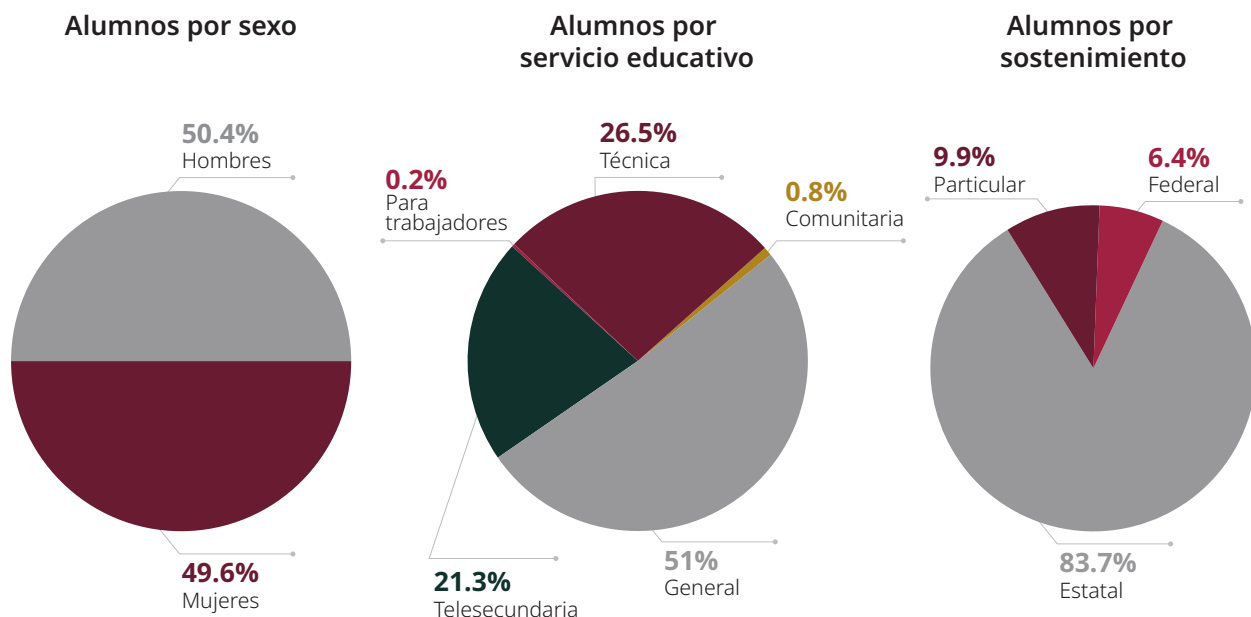
La educación secundaria es el cuarto y último nivel que conforma a la educación básica y es de carácter obligatorio. Se cursa en tres grados y es necesaria para ingresar al nivel medio superior.

De los alumnos egresados del ciclo 2022-2023 de la educación primaria, el 95.8 % ingresó a primer grado de la educación secundaria en el ciclo escolar 2023-2024. La matrícula de este nivel educativo, que asciende a más de 6.3 millones de alumnos, se atiende en cinco opciones de servicios: la secundaria general cubre el 51%; la telesecundaria el 21.3%; la secundaria técnica el 26.5%, en la que se capacita a los alumnos en alguna actividad tecnológica industrial, comercial, agropecuaria, pesquera o forestal; la secundaria para trabajadores da servicio al 0.2% y la secundaria comunitaria proporciona el servicio al 0.9% restante. Además, la cobertura alcanzada en este nivel corresponde al 92.2% de la población ubicada entre los 12 y los 14 años de edad.

Los sostenimientos autónomo y estatal cubren el 83.7% de los alumnos; el 6.4% se atiende en escuelas federales, que corresponde casi en su totalidad a los planteles de la Ciudad de México y el 9.9% restante agrupa a la población que asiste a escuelas particulares.

En el ciclo escolar 2023-2024 operaron 42,246 escuelas secundarias en todo el país. En ellas se desempeñaron 417,953 maestros. La matrícula en este nivel representa el 26.3% de la educación básica.

A diferencia de la educación preescolar y primaria, donde a cada grupo de alumnos corresponde un maestro, en la educación secundaria un grupo es atendido por diferentes maestros, uno por cada materia cursada, por ello la relación de alumnos se presenta por grupo y no por maestro.



## Alumnos por grado, docentes, escuelas y grupos por entidad federativa

| Entidad Federativa  | ALUMNOS          |                  |                  |                  | DOCENTES*      | ESCUELAS      | GRUPOS         |
|---------------------|------------------|------------------|------------------|------------------|----------------|---------------|----------------|
|                     | Total            | Primero          | Segundo          | Tercero          |                |               |                |
| Aguascalientes      | 74,759           | 26,628           | 24,853           | 23,278           | 5,862          | 381           | 2,659          |
| Baja California     | 185,622          | 64,598           | 62,422           | 58,602           | 13,153         | 675           | 6,057          |
| Baja California Sur | 41,875           | 14,503           | 13,983           | 13,389           | 2,834          | 215           | 1,578          |
| Campeche            | 45,439           | 16,102           | 15,399           | 13,938           | 3,131          | 380           | 1,823          |
| Coahuila            | 155,256          | 54,555           | 51,420           | 49,281           | 11,833         | 661           | 5,138          |
| Colima              | 34,619           | 12,251           | 11,614           | 10,754           | 3,140          | 192           | 1,348          |
| Chiapas             | 298,813          | 108,047          | 100,559          | 90,207           | 16,498         | 2,819         | 12,032         |
| Chihuahua           | 185,093          | 65,436           | 61,216           | 58,441           | 11,170         | 1,028         | 6,751          |
| Ciudad de México    | 404,808          | 137,245          | 134,581          | 132,982          | 30,130         | 1,310         | 13,530         |
| Durango             | 98,642           | 35,307           | 32,725           | 30,610           | 7,416          | 1,037         | 4,957          |
| Guanajuato          | 314,019          | 109,987          | 105,633          | 98,399           | 19,263         | 1,888         | 12,173         |
| Guerrero            | 185,627          | 66,001           | 62,489           | 57,137           | 12,878         | 2,058         | 9,349          |
| Hidalgo             | 170,660          | 58,841           | 57,078           | 54,741           | 10,696         | 1,376         | 7,431          |
| Jalisco             | 417,356          | 148,796          | 140,389          | 128,171          | 29,719         | 2,256         | 13,810         |
| México              | 840,967          | 286,003          | 280,394          | 274,570          | 47,138         | 4,018         | 27,937         |
| Michoacán           | 230,080          | 85,010           | 77,093           | 67,977           | 14,755         | 1,906         | 10,425         |
| Morelos             | 93,858           | 32,302           | 31,922           | 29,634           | 7,172          | 562           | 3,815          |
| Nayarit             | 64,662           | 22,644           | 21,719           | 20,299           | 5,509          | 655           | 3,043          |
| Nuevo León          | 279,964          | 97,249           | 93,813           | 88,902           | 16,901         | 1,216         | 9,600          |
| Oaxaca              | 218,873          | 77,400           | 73,359           | 68,114           | 14,410         | 2,730         | 11,976         |
| Puebla              | 346,095          | 122,244          | 115,553          | 108,298          | 20,522         | 2,510         | 13,612         |
| Querétaro           | 122,365          | 43,131           | 40,998           | 38,236           | 6,737          | 614           | 3,928          |
| Quintana Roo        | 92,234           | 31,947           | 30,635           | 29,652           | 6,554          | 500           | 3,283          |
| San Luis Potosí     | 142,927          | 49,669           | 47,952           | 45,306           | 11,136         | 1,731         | 7,939          |
| Sinaloa             | 152,219          | 53,408           | 50,512           | 48,299           | 13,550         | 1,068         | 6,052          |
| Sonora              | 144,188          | 49,902           | 47,789           | 46,497           | 9,625          | 780           | 5,838          |
| Tabasco             | 135,967          | 46,848           | 45,733           | 43,386           | 7,181          | 860           | 4,807          |
| Tamaulipas          | 169,786          | 58,848           | 56,945           | 53,993           | 11,586         | 839           | 6,070          |
| Tlaxcala            | 73,763           | 25,244           | 24,576           | 23,943           | 5,438          | 396           | 2,787          |
| Veracruz            | 370,457          | 131,693          | 123,865          | 114,899          | 26,097         | 3,705         | 19,212         |
| Yucatán             | 104,189          | 36,634           | 34,452           | 33,103           | 9,955          | 704           | 4,185          |
| Zacatecas           | 89,195           | 31,759           | 29,959           | 27,477           | 5,964          | 1,176         | 5,077          |
| <b>Nacional</b>     | <b>6,284,377</b> | <b>2,200,232</b> | <b>2,101,630</b> | <b>1,982,515</b> | <b>417,953</b> | <b>42,246</b> | <b>248,222</b> |

\* Conjunto de individuos adscritos a un centro de trabajo, de acuerdo a la función que realizan en el mismo. A cada uno se le considera tantas veces como en centros de trabajo esté adscrito.

**Alumnos por sexo, sostenimiento y entidad federativa**

| Entidad Federativa  | ALUMNOS POR SEXO |                  |                  | ALUMNOS POR SOSTENIMIENTO |                  |              |                |
|---------------------|------------------|------------------|------------------|---------------------------|------------------|--------------|----------------|
|                     | Total            | Mujeres          | Hombres          | Federal                   | Estatal          | Autónomo     | Particular     |
| Aguascalientes      | 74,759           | 37,173           | 37,586           | 148                       | 67,194           |              | 7,417          |
| Baja California     | 185,622          | 91,835           | 93,787           | 197                       | 161,952          |              | 23,473         |
| Baja California Sur | 41,875           | 20,727           | 21,148           | 37                        | 37,451           |              | 4,387          |
| Campeche            | 45,439           | 22,299           | 23,140           | 1,002                     | 39,461           |              | 4,976          |
| Coahuila            | 155,256          | 76,998           | 78,258           | 226                       | 131,170          |              | 23,860         |
| Colima              | 34,619           | 17,122           | 17,497           | 189                       | 31,253           |              | 3,177          |
| Chiapas             | 298,813          | 145,773          | 153,040          | 12,103                    | 276,165          |              | 10,545         |
| Chihuahua           | 185,093          | 92,179           | 92,914           | 1,561                     | 164,431          |              | 19,101         |
| Ciudad de México    | 404,808          | 200,300          | 204,508          | 338,785                   |                  | 2,006        | 64,017         |
| Durango             | 98,642           | 49,073           | 49,569           | 2,013                     | 89,496           |              | 7,133          |
| Guanajuato          | 314,019          | 155,736          | 158,283          | 1,412                     | 279,739          |              | 32,868         |
| Guerrero            | 185,627          | 91,949           | 93,678           | 4,761                     | 173,108          |              | 7,758          |
| Hidalgo             | 170,660          | 84,849           | 85,811           | 2,216                     | 155,094          |              | 13,350         |
| Jalisco             | 417,356          | 207,961          | 209,395          | 4,172                     | 359,506          |              | 53,678         |
| México              | 840,967          | 417,634          | 423,333          | 2,764                     | 765,863          |              | 72,340         |
| Michoacán           | 230,080          | 116,370          | 113,710          | 3,896                     | 199,375          |              | 26,809         |
| Morelos             | 93,858           | 46,983           | 46,875           | 206                       | 80,947           |              | 12,705         |
| Nayarit             | 64,662           | 32,106           | 32,556           | 1,376                     | 58,986           |              | 4,300          |
| Nuevo León          | 279,964          | 138,128          | 141,836          | 783                       | 244,432          |              | 34,749         |
| Oaxaca              | 218,873          | 108,873          | 110,000          | 4,319                     | 206,150          |              | 8,404          |
| Puebla              | 346,095          | 173,134          | 172,961          | 3,153                     | 314,520          |              | 28,422         |
| Querétaro           | 122,365          | 61,194           | 61,171           | 1,022                     | 101,721          |              | 19,622         |
| Quintana Roo        | 92,234           | 45,538           | 46,696           | 723                       | 79,915           |              | 11,596         |
| San Luis Potosí     | 142,927          | 70,805           | 72,122           | 1,808                     | 127,828          |              | 13,291         |
| Sinaloa             | 152,219          | 75,171           | 77,048           | 1,522                     | 133,822          |              | 16,875         |
| Sonora              | 144,188          | 71,234           | 72,954           | 361                       | 124,415          |              | 19,412         |
| Tabasco             | 135,967          | 66,169           | 69,798           | 1,276                     | 126,208          |              | 8,483          |
| Tamaulipas          | 169,786          | 84,493           | 85,293           | 489                       | 150,803          |              | 18,494         |
| Tlaxcala            | 73,763           | 36,405           | 37,358           | 341                       | 67,856           |              | 5,566          |
| Veracruz            | 370,457          | 183,078          | 187,379          | 4,981                     | 337,962          |              | 27,514         |
| Yucatán             | 104,189          | 51,386           | 52,803           | 943                       | 89,813           |              | 13,433         |
| Zacatecas           | 89,195           | 44,772           | 44,423           | 585                       | 83,951           |              | 4,659          |
| <b>Nacional</b>     | <b>6,284,377</b> | <b>3,117,447</b> | <b>3,166,930</b> | <b>399,370</b>            | <b>5,260,587</b> | <b>2,006</b> | <b>622,414</b> |

**Alumnos por sexo, sostenimiento y entidad federativa**

| Entidad Federativa  | ALUMNOS POR SEXO |                  |                  | ALUMNOS POR SOSTENIMIENTO |                  |            |                |
|---------------------|------------------|------------------|------------------|---------------------------|------------------|------------|----------------|
|                     | Total            | Mujeres          | Hombres          | Federal                   | Estatal          | Autónomo   | Particular     |
| Aguascalientes      | 26,628           | 13,134           | 13,494           | 57                        | 23,969           |            | 2,602          |
| Baja California     | 64,598           | 31,593           | 33,005           | 85                        | 56,434           |            | 8,079          |
| Baja California Sur | 14,503           | 7,099            | 7,404            | 18                        | 12,954           |            | 1,531          |
| Campeche            | 16,102           | 7,965            | 8,137            | 373                       | 13,929           |            | 1,800          |
| Coahuila            | 54,555           | 26,822           | 27,733           | 87                        | 45,915           |            | 8,553          |
| Colima              | 12,251           | 6,048            | 6,203            | 52                        | 11,031           |            | 1,168          |
| Chiapas             | 108,047          | 52,408           | 55,639           | 4,587                     | 99,821           |            | 3,639          |
| Chihuahua           | 65,436           | 32,062           | 33,374           | 413                       | 58,202           |            | 6,821          |
| Ciudad de México    | 137,245          | 67,674           | 69,571           | 115,019                   |                  | 826        | 21,400         |
| Durango             | 35,307           | 17,326           | 17,981           | 765                       | 32,043           |            | 2,499          |
| Guanajuato          | 109,987          | 54,208           | 55,779           | 480                       | 98,152           |            | 11,355         |
| Guerrero            | 66,001           | 32,479           | 33,522           | 1,810                     | 61,441           |            | 2,750          |
| Hidalgo             | 58,841           | 28,723           | 30,118           | 756                       | 53,482           |            | 4,603          |
| Jalisco             | 148,796          | 73,565           | 75,231           | 1,506                     | 128,137          |            | 19,153         |
| México              | 286,003          | 141,534          | 144,469          | 937                       | 260,334          |            | 24,732         |
| Michoacán           | 85,010           | 42,139           | 42,871           | 1,459                     | 73,962           |            | 9,589          |
| Morelos             | 32,302           | 15,906           | 16,396           | 63                        | 27,926           |            | 4,313          |
| Nayarit             | 22,644           | 11,166           | 11,478           | 497                       | 20,567           |            | 1,580          |
| Nuevo León          | 97,249           | 47,656           | 49,593           | 233                       | 84,928           |            | 12,088         |
| Oaxaca              | 77,400           | 37,895           | 39,505           | 1,430                     | 73,172           |            | 2,798          |
| Puebla              | 122,244          | 60,603           | 61,641           | 1,133                     | 111,401          |            | 9,710          |
| Querétaro           | 43,131           | 21,264           | 21,867           | 374                       | 35,929           |            | 6,828          |
| Quintana Roo        | 31,947           | 15,652           | 16,295           | 240                       | 27,622           |            | 4,085          |
| San Luis Potosí     | 49,669           | 24,288           | 25,381           | 637                       | 44,444           |            | 4,588          |
| Sinaloa             | 53,408           | 25,992           | 27,416           | 571                       | 46,909           |            | 5,928          |
| Sonora              | 49,902           | 24,473           | 25,429           | 103                       | 42,853           |            | 6,946          |
| Tabasco             | 46,848           | 22,645           | 24,203           | 455                       | 43,468           |            | 2,925          |
| Tamaulipas          | 58,848           | 28,857           | 29,991           | 201                       | 52,254           |            | 6,393          |
| Tlaxcala            | 25,244           | 12,288           | 12,956           | 117                       | 23,181           |            | 1,946          |
| Veracruz            | 131,693          | 64,150           | 67,543           | 1,769                     | 120,157          |            | 9,767          |
| Yucatán             | 36,634           | 17,735           | 18,899           | 302                       | 31,749           |            | 4,583          |
| Zacatecas           | 31,759           | 15,737           | 16,022           | 194                       | 29,872           |            | 1,693          |
| <b>Nacional</b>     | <b>2,200,232</b> | <b>1,081,086</b> | <b>1,119,146</b> | <b>136,723</b>            | <b>1,846,238</b> | <b>826</b> | <b>216,445</b> |

**Alumnos por sexo, sostenimiento y entidad federativa**

| Entidad Federativa  | ALUMNOS POR SEXO |                  |                  | ALUMNOS POR SOSTENIMIENTO |                  |            |                |
|---------------------|------------------|------------------|------------------|---------------------------|------------------|------------|----------------|
|                     | Total            | Mujeres          | Hombres          | Federal                   | Estatal          | Autónomo   | Particular     |
| Aguascalientes      | 24,853           | 12,179           | 12,674           | 52                        | 22,353           |            | 2,448          |
| Baja California     | 62,422           | 30,922           | 31,500           | 62                        | 54,229           |            | 8,131          |
| Baja California Sur | 13,983           | 7,016            | 6,967            | 14                        | 12,394           |            | 1,575          |
| Campeche            | 15,399           | 7,463            | 7,936            | 350                       | 13,385           |            | 1,664          |
| Coahuila            | 51,420           | 25,504           | 25,916           | 84                        | 43,473           |            | 7,863          |
| Colima              | 11,614           | 5,635            | 5,979            | 81                        | 10,475           |            | 1,058          |
| Chiapas             | 100,559          | 49,070           | 51,489           | 4,353                     | 92,677           |            | 3,529          |
| Chihuahua           | 61,216           | 30,592           | 30,624           | 625                       | 54,165           |            | 6,426          |
| Ciudad de México    | 134,581          | 66,741           | 67,840           | 112,750                   |                  | 605        | 21,226         |
| Durango             | 32,725           | 16,392           | 16,333           | 692                       | 29,600           |            | 2,433          |
| Guanajuato          | 105,633          | 52,375           | 53,258           | 489                       | 94,075           |            | 11,069         |
| Guerrero            | 62,489           | 30,906           | 31,583           | 1,720                     | 58,179           |            | 2,590          |
| Hidalgo             | 57,078           | 28,302           | 28,776           | 752                       | 51,804           |            | 4,522          |
| Jalisco             | 140,389          | 69,991           | 70,398           | 1,446                     | 121,115          |            | 17,828         |
| México              | 280,394          | 139,182          | 141,212          | 951                       | 255,333          |            | 24,110         |
| Michoacán           | 77,093           | 39,081           | 38,012           | 1,349                     | 66,703           |            | 9,041          |
| Morelos             | 31,922           | 16,082           | 15,840           | 68                        | 27,512           |            | 4,342          |
| Nayarit             | 21,719           | 10,799           | 10,920           | 502                       | 19,785           |            | 1,432          |
| Nuevo León          | 93,813           | 46,215           | 47,598           | 284                       | 81,777           |            | 11,752         |
| Oaxaca              | 73,359           | 36,470           | 36,889           | 1,486                     | 69,008           |            | 2,865          |
| Puebla              | 115,553          | 57,880           | 57,673           | 1,113                     | 104,950          |            | 9,490          |
| Querétaro           | 40,998           | 20,449           | 20,549           | 336                       | 34,016           |            | 6,646          |
| Quintana Roo        | 30,635           | 15,114           | 15,521           | 256                       | 26,462           |            | 3,917          |
| San Luis Potosí     | 47,952           | 23,763           | 24,189           | 655                       | 42,794           |            | 4,503          |
| Sinaloa             | 50,512           | 24,834           | 25,678           | 534                       | 44,291           |            | 5,687          |
| Sonora              | 47,789           | 23,563           | 24,226           | 142                       | 41,191           |            | 6,456          |
| Tabasco             | 45,733           | 22,255           | 23,478           | 476                       | 42,410           |            | 2,847          |
| Tamaulipas          | 56,945           | 28,417           | 28,528           | 172                       | 50,402           |            | 6,371          |
| Tlaxcala            | 24,576           | 12,187           | 12,389           | 109                       | 22,540           |            | 1,927          |
| Veracruz            | 123,865          | 61,495           | 62,370           | 1,742                     | 112,855          |            | 9,268          |
| Yucatán             | 34,452           | 17,110           | 17,342           | 316                       | 29,670           |            | 4,466          |
| Zacatecas           | 29,959           | 14,952           | 15,007           | 220                       | 28,166           |            | 1,573          |
| <b>Nacional</b>     | <b>2,101,630</b> | <b>1,042,936</b> | <b>1,058,694</b> | <b>134,181</b>            | <b>1,757,789</b> | <b>605</b> | <b>209,055</b> |

**Alumnos por sexo, sostenimiento y entidad federativa**

| Entidad Federativa  | ALUMNOS POR SEXO |                |                | ALUMNOS POR SOSTENIMIENTO |                  |            |                |
|---------------------|------------------|----------------|----------------|---------------------------|------------------|------------|----------------|
|                     | Total            | Mujeres        | Hombres        | Federal                   | Estatal          | Autónomo   | Particular     |
| Aguascalientes      | 23,278           | 11,860         | 11,418         | 39                        | 20,872           |            | 2,367          |
| Baja California     | 58,602           | 29,320         | 29,282         | 50                        | 51,289           |            | 7,263          |
| Baja California Sur | 13,389           | 6,612          | 6,777          | 5                         | 12,103           |            | 1,281          |
| Campeche            | 13,938           | 6,871          | 7,067          | 279                       | 12,147           |            | 1,512          |
| Coahuila            | 49,281           | 24,672         | 24,609         | 55                        | 41,782           |            | 7,444          |
| Colima              | 10,754           | 5,439          | 5,315          | 56                        | 9,747            |            | 951            |
| Chiapas             | 90,207           | 44,295         | 45,912         | 3,163                     | 83,667           |            | 3,377          |
| Chihuahua           | 58,441           | 29,525         | 28,916         | 523                       | 52,064           |            | 5,854          |
| Ciudad de México    | 132,982          | 65,885         | 67,097         | 111,016                   |                  | 575        | 21,391         |
| Durango             | 30,610           | 15,355         | 15,255         | 556                       | 27,853           |            | 2,201          |
| Guanajuato          | 98,399           | 49,153         | 49,246         | 443                       | 87,512           |            | 10,444         |
| Guerrero            | 57,137           | 28,564         | 28,573         | 1,231                     | 53,488           |            | 2,418          |
| Hidalgo             | 54,741           | 27,824         | 26,917         | 708                       | 49,808           |            | 4,225          |
| Jalisco             | 128,171          | 64,405         | 63,766         | 1,220                     | 110,254          |            | 16,697         |
| México              | 274,570          | 136,918        | 137,652        | 876                       | 250,196          |            | 23,498         |
| Michoacán           | 67,977           | 35,150         | 32,827         | 1,088                     | 58,710           |            | 8,179          |
| Morelos             | 29,634           | 14,995         | 14,639         | 75                        | 25,509           |            | 4,050          |
| Nayarit             | 20,299           | 10,141         | 10,158         | 377                       | 18,634           |            | 1,288          |
| Nuevo León          | 88,902           | 44,257         | 44,645         | 266                       | 77,727           |            | 10,909         |
| Oaxaca              | 68,114           | 34,508         | 33,606         | 1,403                     | 63,970           |            | 2,741          |
| Puebla              | 108,298          | 54,651         | 53,647         | 907                       | 98,169           |            | 9,222          |
| Querétaro           | 38,236           | 19,481         | 18,755         | 312                       | 31,776           |            | 6,148          |
| Quintana Roo        | 29,652           | 14,772         | 14,880         | 227                       | 25,831           |            | 3,594          |
| San Luis Potosí     | 45,306           | 22,754         | 22,552         | 516                       | 40,590           |            | 4,200          |
| Sinaloa             | 48,299           | 24,345         | 23,954         | 417                       | 42,622           |            | 5,260          |
| Sonora              | 46,497           | 23,198         | 23,299         | 116                       | 40,371           |            | 6,010          |
| Tabasco             | 43,386           | 21,269         | 22,117         | 345                       | 40,330           |            | 2,711          |
| Tamaulipas          | 53,993           | 27,219         | 26,774         | 116                       | 48,147           |            | 5,730          |
| Tlaxcala            | 23,943           | 11,930         | 12,013         | 115                       | 22,135           |            | 1,693          |
| Veracruz            | 114,899          | 57,433         | 57,466         | 1,470                     | 104,950          |            | 8,479          |
| Yucatán             | 33,103           | 16,541         | 16,562         | 325                       | 28,394           |            | 4,384          |
| Zacatecas           | 27,477           | 14,083         | 13,394         | 171                       | 25,913           |            | 1,393          |
| <b>Nacional</b>     | <b>1,982,515</b> | <b>993,425</b> | <b>989,090</b> | <b>128,466</b>            | <b>1,656,560</b> | <b>575</b> | <b>196,914</b> |

**Docentes\* por sexo, sostenimiento y entidad federativa**

| Entidad Federativa  | DOCENTES POR SEXO |                |                | DOCENTES POR SOSTENIMIENTO |                |            |               |
|---------------------|-------------------|----------------|----------------|----------------------------|----------------|------------|---------------|
|                     | Total             | Mujeres        | Hombres        | Federal                    | Estatad        | Autónomo   | Particular    |
| Aguascalientes      | 5,862             | 3,156          | 2,706          | 19                         | 4,961          |            | 882           |
| Baja California     | 13,153            | 7,692          | 5,461          | 19                         | 10,883         |            | 2,251         |
| Baja California Sur | 2,834             | 1,539          | 1,295          | 15                         | 2,232          |            | 587           |
| Campeche            | 3,131             | 1,555          | 1,576          | 108                        | 2,516          |            | 507           |
| Coahuila            | 11,833            | 6,693          | 5,140          | 37                         | 9,485          |            | 2,311         |
| Colima              | 3,140             | 1,762          | 1,378          | 22                         | 2,723          |            | 395           |
| Chiapas             | 16,498            | 7,725          | 8,773          | 1,109                      | 13,872         |            | 1,517         |
| Chihuahua           | 11,170            | 6,524          | 4,646          | 191                        | 9,300          |            | 1,679         |
| Ciudad de México    | 30,130            | 17,403         | 12,727         | 22,207                     |                | 214        | 7,709         |
| Durango             | 7,416             | 3,636          | 3,780          | 246                        | 6,449          |            | 721           |
| Guanajuato          | 19,263            | 10,412         | 8,851          | 152                        | 15,710         |            | 3,401         |
| Guerrero            | 12,878            | 6,762          | 6,116          | 471                        | 11,359         |            | 1,048         |
| Hidalgo             | 10,696            | 6,179          | 4,517          | 237                        | 8,604          |            | 1,855         |
| Jalisco             | 29,719            | 15,490         | 14,229         | 497                        | 24,229         |            | 4,993         |
| México              | 47,138            | 28,776         | 18,362         | 303                        | 39,609         |            | 7,226         |
| Michoacán           | 14,755            | 7,054          | 7,701          | 411                        | 11,695         |            | 2,649         |
| Morelos             | 7,172             | 4,245          | 2,927          | 17                         | 4,934          |            | 2,221         |
| Nayarit             | 5,509             | 3,064          | 2,445          | 133                        | 4,877          |            | 499           |
| Nuevo León          | 16,901            | 9,619          | 7,282          | 132                        | 13,690         |            | 3,079         |
| Oaxaca              | 14,410            | 7,308          | 7,102          | 482                        | 12,731         |            | 1,197         |
| Puebla              | 20,522            | 12,394         | 8,128          | 341                        | 17,140         |            | 3,041         |
| Querétaro           | 6,737             | 4,043          | 2,694          | 122                        | 4,598          |            | 2,017         |
| Quintana Roo        | 6,554             | 3,454          | 3,100          | 81                         | 5,249          |            | 1,224         |
| San Luis Potosí     | 11,136            | 6,077          | 5,059          | 256                        | 9,409          |            | 1,471         |
| Sinaloa             | 13,550            | 7,235          | 6,315          | 199                        | 11,698         |            | 1,653         |
| Sonora              | 9,625             | 5,586          | 4,039          | 54                         | 7,667          |            | 1,904         |
| Tabasco             | 7,181             | 3,825          | 3,356          | 139                        | 6,014          |            | 1,028         |
| Tamaulipas          | 11,586            | 6,509          | 5,077          | 68                         | 9,574          |            | 1,944         |
| Tlaxcala            | 5,438             | 3,026          | 2,412          | 40                         | 4,631          |            | 767           |
| Veracruz            | 26,097            | 15,153         | 10,944         | 544                        | 21,912         |            | 3,641         |
| Yucatán             | 9,955             | 5,606          | 4,349          | 127                        | 8,278          |            | 1,550         |
| Zacatecas           | 5,964             | 3,050          | 2,914          | 83                         | 5,246          |            | 635           |
| <b>Nacional</b>     | <b>417,953</b>    | <b>232,552</b> | <b>185,401</b> | <b>28,862</b>              | <b>321,275</b> | <b>214</b> | <b>67,602</b> |

\* Conjunto de individuos adscritos a un centro de trabajo, de acuerdo a la función que realizan en el mismo. A cada uno se le considera tantas veces como en centros de trabajo esté adscrito.

**Docentes\* por sexo, nivel de escolaridad y entidad federativa**

Inicia

| Entidad Federativa  | DOCENTES TOTAL |                |                | BÁSICA     |            |            | MEDIA SUPERIOR |              |              |
|---------------------|----------------|----------------|----------------|------------|------------|------------|----------------|--------------|--------------|
|                     | Total          | Mujeres        | Hombres        | Total      | Mujeres    | Hombres    | Total          | Mujeres      | Hombres      |
| Aguascalientes      | 5,862          | 3,156          | 2,706          | 4          | 1          | 3          | 127            | 47           | 80           |
| Baja California     | 13,153         | 7,692          | 5,461          | 10         | 1          | 9          | 268            | 123          | 145          |
| Baja California Sur | 2,834          | 1,539          | 1,295          | 5          | 1          | 4          | 79             | 29           | 50           |
| Campeche            | 3,131          | 1,555          | 1,576          | 1          |            | 1          | 56             | 26           | 30           |
| Coahuila            | 11,833         | 6,693          | 5,140          | 16         | 8          | 8          | 584            | 245          | 339          |
| Colima              | 3,140          | 1,762          | 1,378          | 3          | 2          | 1          | 91             | 37           | 54           |
| Chiapas             | 16,498         | 7,725          | 8,773          | 5          | 2          | 3          | 143            | 56           | 87           |
| Chihuahua           | 11,170         | 6,524          | 4,646          | 7          | 3          | 4          | 269            | 124          | 145          |
| Ciudad de México    | 30,130         | 17,403         | 12,727         | 8          | 5          | 3          | 1,153          | 635          | 518          |
| Durango             | 7,416          | 3,636          | 3,780          | 10         | 6          | 4          | 182            | 76           | 106          |
| Guanajuato          | 19,263         | 10,412         | 8,851          | 5          | 1          | 4          | 219            | 89           | 130          |
| Guerrero            | 12,878         | 6,762          | 6,116          | 15         | 6          | 9          | 447            | 188          | 259          |
| Hidalgo             | 10,696         | 6,179          | 4,517          | 12         | 4          | 8          | 361            | 164          | 197          |
| Jalisco             | 29,719         | 15,490         | 14,229         | 32         | 13         | 19         | 416            | 180          | 236          |
| México              | 47,138         | 28,776         | 18,362         | 105        | 39         | 66         | 1,146          | 530          | 616          |
| Michoacán           | 14,755         | 7,054          | 7,701          | 14         | 4          | 10         | 684            | 319          | 365          |
| Morelos             | 7,172          | 4,245          | 2,927          | 2          |            | 2          | 161            | 79           | 82           |
| Nayarit             | 5,509          | 3,064          | 2,445          | 3          | 1          | 2          | 111            | 52           | 59           |
| Nuevo León          | 16,901         | 9,619          | 7,282          | 3          | 2          | 1          | 381            | 170          | 211          |
| Oaxaca              | 14,410         | 7,308          | 7,102          | 8          | 5          | 3          | 413            | 238          | 175          |
| Puebla              | 20,522         | 12,394         | 8,128          | 19         | 6          | 13         | 543            | 245          | 298          |
| Querétaro           | 6,737          | 4,043          | 2,694          | 4          |            | 4          | 124            | 61           | 63           |
| Quintana Roo        | 6,554          | 3,454          | 3,100          |            |            |            | 131            | 57           | 74           |
| San Luis Potosí     | 11,136         | 6,077          | 5,059          | 6          | 1          | 5          | 333            | 153          | 180          |
| Sinaloa             | 13,550         | 7,235          | 6,315          | 6          | 3          | 3          | 274            | 141          | 133          |
| Sonora              | 9,625          | 5,586          | 4,039          | 5          | 2          | 3          | 169            | 72           | 97           |
| Tabasco             | 7,181          | 3,825          | 3,356          | 2          |            | 2          | 93             | 37           | 56           |
| Tamaulipas          | 11,586         | 6,509          | 5,077          | 6          | 1          | 5          | 371            | 150          | 221          |
| Tlaxcala            | 5,438          | 3,026          | 2,412          | 2          |            | 2          | 246            | 97           | 149          |
| Veracruz            | 26,097         | 15,153         | 10,944         | 19         | 9          | 10         | 343            | 155          | 188          |
| Yucatán             | 9,955          | 5,606          | 4,349          | 3          | 3          |            | 245            | 114          | 131          |
| Zacatecas           | 5,964          | 3,050          | 2,914          | 4          | 2          | 2          | 111            | 42           | 69           |
| <b>Nacional</b>     | <b>417,953</b> | <b>232,552</b> | <b>185,401</b> | <b>344</b> | <b>131</b> | <b>213</b> | <b>10,274</b>  | <b>4,731</b> | <b>5,543</b> |

\* Conjunto de individuos adscritos a un centro de trabajo, de acuerdo a la función que realizan en el mismo. A cada uno se le considera tantas veces como en centros de trabajo esté adscrito.

**Docentes\* por sexo, nivel de escolaridad y entidad federativa**

Continúa

| Entidad Federativa  | NORMAL PREESCOLAR |            |           | NORMAL PRIMARIA |            |            | NORMAL SUPERIOR |               |               |
|---------------------|-------------------|------------|-----------|-----------------|------------|------------|-----------------|---------------|---------------|
|                     | Total             | Mujeres    | Hombres   | Total           | Mujeres    | Hombres    | Total           | Mujeres       | Hombres       |
| Aguascalientes      | 12                | 8          | 4         | 24              | 20         | 4          | 1,516           | 837           | 679           |
| Baja California     | 10                | 8          | 2         | 14              | 7          | 7          | 659             | 376           | 283           |
| Baja California Sur | 2                 | 1          | 1         | 4               | 3          | 1          | 838             | 502           | 336           |
| Campeche            | 1                 | 1          |           | 4               | 1          | 3          | 751             | 358           | 393           |
| Coahuila            | 2                 | 2          |           | 37              | 18         | 19         | 3,468           | 2,011         | 1,457         |
| Colima              | 3                 | 1          | 2         | 6               | 3          | 3          | 162             | 86            | 76            |
| Chiapas             | 12                | 7          | 5         | 63              | 20         | 43         | 3,478           | 1,522         | 1,956         |
| Chihuahua           | 4                 | 2          | 2         | 14              | 11         | 3          | 2,198           | 1,333         | 865           |
| Ciudad de México    | 6                 | 5          | 1         | 45              | 26         | 19         | 5,673           | 3,600         | 2,073         |
| Durango             | 4                 | 4          |           | 18              | 8          | 10         | 1,073           | 585           | 488           |
| Guanajuato          | 7                 | 4          | 3         | 20              | 7          | 13         | 1,768           | 944           | 824           |
| Guerrero            | 5                 | 3          | 2         | 48              | 18         | 30         | 788             | 415           | 373           |
| Hidalgo             | 6                 | 4          | 2         | 36              | 21         | 15         | 4,391           | 2,637         | 1,754         |
| Jalisco             | 33                | 30         | 3         | 131             | 63         | 68         | 4,568           | 2,606         | 1,962         |
| México              | 27                | 21         | 6         | 144             | 79         | 65         | 3,298           | 1,979         | 1,319         |
| Michoacán           | 5                 | 4          | 1         | 55              | 16         | 39         | 2,579           | 1,232         | 1,347         |
| Morelos             |                   |            |           | 6               | 3          | 3          | 1,596           | 976           | 620           |
| Nayarit             | 6                 | 6          |           | 10              | 6          | 4          | 1,580           | 863           | 717           |
| Nuevo León          | 12                | 12         |           | 66              | 29         | 37         | 5,399           | 2,803         | 2,596         |
| Oaxaca              | 11                | 6          | 5         | 70              | 28         | 42         | 3,814           | 1,858         | 1,956         |
| Puebla              | 11                | 7          | 4         | 77              | 43         | 34         | 5,240           | 3,083         | 2,157         |
| Querétaro           | 2                 | 1          | 1         | 17              | 11         | 6          | 764             | 457           | 307           |
| Quintana Roo        | 3                 | 3          |           | 6               | 4          | 2          | 1,081           | 551           | 530           |
| San Luis Potosí     | 10                | 3          | 7         | 22              | 13         | 9          | 2,690           | 1,327         | 1,363         |
| Sinaloa             | 5                 | 3          | 2         | 42              | 12         | 30         | 1,157           | 649           | 508           |
| Sonora              | 3                 | 1          | 2         | 20              | 7          | 13         | 1,225           | 705           | 520           |
| Tabasco             | 4                 | 4          |           | 6               | 3          | 3          | 391             | 140           | 251           |
| Tamaulipas          | 10                | 8          | 2         | 34              | 16         | 18         | 1,968           | 1,108         | 860           |
| Tlaxcala            |                   |            |           | 2               |            | 2          | 130             | 77            | 53            |
| Veracruz            | 13                | 6          | 7         | 31              | 16         | 15         | 5,272           | 2,922         | 2,350         |
| Yucatán             | 2                 | 2          |           | 12              | 7          | 5          | 2,530           | 1,464         | 1,066         |
| Zacatecas           |                   |            |           | 12              | 7          | 5          | 547             | 271           | 276           |
| <b>Nacional</b>     | <b>231</b>        | <b>167</b> | <b>64</b> | <b>1,096</b>    | <b>526</b> | <b>570</b> | <b>72,592</b>   | <b>40,277</b> | <b>32,315</b> |

\* Conjunto de individuos adscritos a un centro de trabajo, de acuerdo a la función que realizan en el mismo. A cada uno se le considera tantas veces como en centros de trabajo esté adscrito.

**Docentes\* por sexo, nivel de escolaridad y entidad federativa**

Concluye

| Entidad Federativa  | LICENCIATURA   |                |                | POSGRADO      |               |               | OTROS         |              |              |
|---------------------|----------------|----------------|----------------|---------------|---------------|---------------|---------------|--------------|--------------|
|                     | Total          | Mujeres        | Hombres        | Total         | Mujeres       | Hombres       | Total         | Mujeres      | Hombres      |
| Aguascalientes      | 3,317          | 1,764          | 1,553          | 757           | 435           | 322           | 105           | 44           | 61           |
| Baja California     | 9,701          | 5,603          | 4,098          | 2,338         | 1,497         | 841           | 153           | 77           | 76           |
| Baja California Sur | 1,539          | 811            | 728            | 312           | 168           | 144           | 55            | 24           | 31           |
| Campeche            | 1,725          | 850            | 875            | 404           | 234           | 170           | 189           | 85           | 104          |
| Coahuila            | 6,339          | 3,527          | 2,812          | 1,121         | 735           | 386           | 266           | 147          | 119          |
| Colima              | 2,390          | 1,331          | 1,059          | 449           | 276           | 173           | 36            | 26           | 10           |
| Chiapas             | 7,370          | 3,371          | 3,999          | 4,155         | 2,165         | 1,990         | 1,272         | 582          | 690          |
| Chihuahua           | 6,869          | 3,990          | 2,879          | 1,257         | 756           | 501           | 552           | 305          | 247          |
| Ciudad de México    | 19,684         | 10,939         | 8,745          | 3,345         | 2,069         | 1,276         | 216           | 124          | 92           |
| Durango             | 4,668          | 2,153          | 2,515          | 1,122         | 611           | 511           | 339           | 193          | 146          |
| Guanajuato          | 13,767         | 7,337          | 6,430          | 3,005         | 1,781         | 1,224         | 472           | 249          | 223          |
| Guerrero            | 9,342          | 4,830          | 4,512          | 1,725         | 1,002         | 723           | 508           | 300          | 208          |
| Hidalgo             | 4,300          | 2,324          | 1,976          | 1,335         | 861           | 474           | 255           | 164          | 91           |
| Jalisco             | 19,187         | 9,617          | 9,570          | 4,706         | 2,540         | 2,166         | 646           | 441          | 205          |
| México              | 28,807         | 17,030         | 11,777         | 12,974        | 8,717         | 4,257         | 637           | 381          | 256          |
| Michoacán           | 8,834          | 4,084          | 4,750          | 1,966         | 1,034         | 932           | 618           | 361          | 257          |
| Morelos             | 4,235          | 2,423          | 1,812          | 1,069         | 710           | 359           | 103           | 54           | 49           |
| Nayarit             | 2,635          | 1,410          | 1,225          | 970           | 620           | 350           | 194           | 106          | 88           |
| Nuevo León          | 8,479          | 5,012          | 3,467          | 2,429         | 1,498         | 931           | 132           | 93           | 39           |
| Oaxaca              | 6,762          | 3,295          | 3,467          | 2,601         | 1,473         | 1,128         | 731           | 405          | 326          |
| Puebla              | 10,475         | 6,173          | 4,302          | 3,699         | 2,563         | 1,136         | 458           | 274          | 184          |
| Querétaro           | 4,842          | 2,870          | 1,972          | 802           | 533           | 269           | 182           | 110          | 72           |
| Quintana Roo        | 4,159          | 2,096          | 2,063          | 1,015         | 649           | 366           | 159           | 94           | 65           |
| San Luis Potosí     | 5,940          | 3,215          | 2,725          | 1,829         | 1,151         | 678           | 306           | 214          | 92           |
| Sinaloa             | 10,489         | 5,501          | 4,988          | 1,241         | 710           | 531           | 336           | 216          | 120          |
| Sonora              | 5,590          | 3,189          | 2,401          | 2,472         | 1,523         | 949           | 141           | 87           | 54           |
| Tabasco             | 5,040          | 2,556          | 2,484          | 1,392         | 960           | 432           | 253           | 125          | 128          |
| Tamaulipas          | 7,185          | 3,938          | 3,247          | 1,878         | 1,212         | 666           | 134           | 76           | 58           |
| Tlaxcala            | 4,327          | 2,424          | 1,903          | 666           | 398           | 268           | 65            | 30           | 35           |
| Veracruz            | 15,310         | 8,679          | 6,631          | 4,458         | 2,966         | 1,492         | 651           | 400          | 251          |
| Yucatán             | 5,202          | 2,841          | 2,361          | 1,834         | 1,086         | 748           | 127           | 89           | 38           |
| Zacatecas           | 3,669          | 1,771          | 1,898          | 1,491         | 868           | 623           | 130           | 89           | 41           |
| <b>Nacional</b>     | <b>252,178</b> | <b>136,954</b> | <b>115,224</b> | <b>70,817</b> | <b>43,801</b> | <b>27,016</b> | <b>10,421</b> | <b>5,965</b> | <b>4,456</b> |

\* Conjunto de individuos adscritos a un centro de trabajo, de acuerdo a la función que realizan en el mismo. A cada uno se le considera tantas veces como en centros de trabajo esté adscrito.

## Escuelas por sostenimiento y entidad federativa

| Entidad Federativa  | ESCUELAS      |              |               |          |              |
|---------------------|---------------|--------------|---------------|----------|--------------|
|                     | Total         | Federal      | Estatad       | Autónomo | Particular   |
| Aguascalientes      | 381           | 17           | 297           |          | 67           |
| Baja California     | 675           | 14           | 466           |          | 195          |
| Baja California Sur | 215           | 14           | 150           |          | 51           |
| Campeche            | 380           | 96           | 240           |          | 44           |
| Coahuila            | 661           | 29           | 433           |          | 199          |
| Colima              | 192           | 13           | 148           |          | 31           |
| Chiapas             | 2,819         | 781          | 1,898         |          | 140          |
| Chihuahua           | 1,028         | 175          | 706           |          | 147          |
| Ciudad de México    | 1,310         | 808          |               | 1        | 501          |
| Durango             | 1,037         | 185          | 791           |          | 61           |
| Guanajuato          | 1,888         | 128          | 1,471         |          | 289          |
| Guerrero            | 2,058         | 390          | 1,570         |          | 98           |
| Hidalgo             | 1,376         | 203          | 1,004         |          | 169          |
| Jalisco             | 2,256         | 403          | 1,450         |          | 403          |
| México              | 4,018         | 248          | 3,142         |          | 628          |
| Michoacán           | 1,906         | 319          | 1,360         |          | 227          |
| Morelos             | 562           | 16           | 317           |          | 229          |
| Nayarit             | 655           | 114          | 499           |          | 42           |
| Nuevo León          | 1,216         | 131          | 815           |          | 270          |
| Oaxaca              | 2,730         | 431          | 2,188         |          | 111          |
| Puebla              | 2,510         | 280          | 1,943         |          | 287          |
| Querétaro           | 614           | 86           | 379           |          | 149          |
| Quintana Roo        | 500           | 75           | 316           |          | 109          |
| San Luis Potosí     | 1,731         | 228          | 1,372         |          | 131          |
| Sinaloa             | 1,068         | 183          | 760           |          | 125          |
| Sonora              | 780           | 53           | 564           |          | 163          |
| Tabasco             | 860           | 125          | 646           |          | 89           |
| Tamaulipas          | 839           | 53           | 585           |          | 201          |
| Tlaxcala            | 396           | 38           | 286           |          | 72           |
| Veracruz            | 3,705         | 451          | 2,947         |          | 307          |
| Yucatán             | 704           | 119          | 459           |          | 126          |
| Zacatecas           | 1,176         | 81           | 1,040         |          | 55           |
| <b>Nacional</b>     | <b>42,246</b> | <b>6,287</b> | <b>30,242</b> | <b>1</b> | <b>5,716</b> |

## Grupos por sostenimiento y entidad federativa

| Entidad Federativa  | ESCUELAS       |               |                |           |               |
|---------------------|----------------|---------------|----------------|-----------|---------------|
|                     | Total          | Federal       | Estatad        | Autónomo  | Particular    |
| Aguascalientes      | 2,659          | 17            | 2,313          |           | 329           |
| Baja California     | 6,057          | 14            | 5,138          |           | 905           |
| Baja California Sur | 1,578          | 14            | 1,337          |           | 227           |
| Campeche            | 1,823          | 96            | 1,498          |           | 229           |
| Coahuila            | 5,138          | 29            | 4,048          |           | 1,061         |
| Colima              | 1,348          | 13            | 1,189          |           | 146           |
| Chiapas             | 12,032         | 781           | 10,721         |           | 530           |
| Chihuahua           | 6,751          | 175           | 5,761          |           | 815           |
| Ciudad de México    | 13,530         | 10,629        |                | 37        | 2,864         |
| Durango             | 4,957          | 185           | 4,458          |           | 314           |
| Guanajuato          | 12,173         | 128           | 10,632         |           | 1,413         |
| Guerrero            | 9,349          | 390           | 8,571          |           | 388           |
| Hidalgo             | 7,431          | 203           | 6,513          |           | 715           |
| Jalisco             | 13,810         | 403           | 11,308         |           | 2,099         |
| México              | 27,937         | 248           | 24,459         |           | 3,230         |
| Michoacán           | 10,425         | 339           | 8,996          |           | 1,090         |
| Morelos             | 3,815          | 16            | 2,985          |           | 814           |
| Nayarit             | 3,043          | 114           | 2,730          |           | 199           |
| Nuevo León          | 9,600          | 131           | 7,860          |           | 1,609         |
| Oaxaca              | 11,976         | 431           | 11,099         |           | 446           |
| Puebla              | 13,612         | 280           | 12,011         |           | 1,321         |
| Querétaro           | 3,928          | 91            | 2,992          |           | 845           |
| Quintana Roo        | 3,283          | 75            | 2,673          |           | 535           |
| San Luis Potosí     | 7,939          | 228           | 7,094          |           | 617           |
| Sinaloa             | 6,052          | 183           | 5,204          |           | 665           |
| Sonora              | 5,838          | 53            | 4,943          |           | 842           |
| Tabasco             | 4,807          | 125           | 4,283          |           | 399           |
| Tamaulipas          | 6,070          | 58            | 5,087          |           | 925           |
| Tlaxcala            | 2,787          | 38            | 2,475          |           | 274           |
| Veracruz            | 19,212         | 451           | 17,437         |           | 1,324         |
| Yucatán             | 4,185          | 119           | 3,473          |           | 593           |
| Zacatecas           | 5,077          | 81            | 4,770          |           | 226           |
| <b>Nacional</b>     | <b>248,222</b> | <b>16,138</b> | <b>204,058</b> | <b>37</b> | <b>27,989</b> |

### Alumnos por grado, docentes, escuelas y grupos por entidad federativa

| Entidad Federativa  | ALUMNOS          |                  |                  |                  | DOCENTES*      | ESCUELAS      | GRUPOS         |
|---------------------|------------------|------------------|------------------|------------------|----------------|---------------|----------------|
|                     | Total            | Primero          | Segundo          | Tercero          |                |               |                |
| Aguascalientes      | 33,654           | 11,990           | 11,075           | 10,589           | 3,013          | 128           | 1,130          |
| Baja California     | 135,594          | 47,158           | 45,715           | 42,721           | 10,129         | 471           | 4,339          |
| Baja California Sur | 21,397           | 7,458            | 7,218            | 6,721            | 1,675          | 95            | 782            |
| Campeche            | 16,116           | 5,657            | 5,475            | 4,984            | 1,240          | 70            | 566            |
| Coahuila            | 89,275           | 31,656           | 29,482           | 28,137           | 6,910          | 354           | 2,942          |
| Colima              | 21,399           | 7,608            | 7,222            | 6,569            | 2,003          | 83            | 764            |
| Chiapas             | 86,029           | 30,212           | 28,876           | 26,941           | 6,173          | 371           | 2,900          |
| Chihuahua           | 102,540          | 36,282           | 33,821           | 32,437           | 6,459          | 351           | 3,418          |
| Ciudad de México    | 279,973          | 95,115           | 93,005           | 91,853           | 23,346         | 983           | 9,764          |
| Durango             | 47,931           | 17,382           | 15,826           | 14,723           | 3,854          | 182           | 1,753          |
| Guanajuato          | 138,277          | 48,001           | 46,402           | 43,874           | 10,663         | 522           | 4,972          |
| Guerrero            | 66,306           | 23,126           | 22,196           | 20,984           | 4,861          | 304           | 2,629          |
| Hidalgo             | 72,958           | 25,232           | 24,391           | 23,335           | 5,336          | 318           | 2,673          |
| Jalisco             | 263,891          | 93,792           | 88,694           | 81,405           | 19,857         | 928           | 7,815          |
| México              | 557,395          | 188,522          | 186,282          | 182,591          | 32,732         | 2,245         | 17,134         |
| Michoacán           | 103,154          | 37,755           | 34,598           | 30,801           | 7,148          | 450           | 3,863          |
| Morelos             | 51,168           | 17,538           | 17,379           | 16,251           | 4,719          | 310           | 2,133          |
| Nayarit             | 30,062           | 10,591           | 10,138           | 9,333            | 2,594          | 150           | 1,128          |
| Nuevo León          | 181,229          | 62,901           | 60,755           | 57,573           | 10,974         | 714           | 6,203          |
| Oaxaca              | 61,904           | 21,938           | 20,690           | 19,276           | 4,389          | 375           | 2,789          |
| Puebla              | 135,339          | 47,340           | 45,201           | 42,798           | 9,425          | 583           | 4,551          |
| Querétaro           | 63,806           | 22,461           | 21,341           | 20,004           | 4,135          | 230           | 1,939          |
| Quintana Roo        | 45,417           | 15,745           | 15,100           | 14,572           | 3,517          | 176           | 1,508          |
| San Luis Potosí     | 64,937           | 22,660           | 21,863           | 20,414           | 5,308          | 268           | 2,278          |
| Sinaloa             | 92,176           | 32,358           | 30,577           | 29,241           | 8,650          | 419           | 3,361          |
| Sonora              | 77,699           | 27,105           | 25,751           | 24,843           | 5,585          | 302           | 2,863          |
| Tabasco             | 48,751           | 16,593           | 16,318           | 15,840           | 3,138          | 183           | 1,507          |
| Tamaulipas          | 87,777           | 30,397           | 29,338           | 28,042           | 6,384          | 303           | 2,870          |
| Tlaxcala            | 30,648           | 10,550           | 10,334           | 9,764            | 2,597          | 134           | 1,098          |
| Veracruz            | 105,391          | 37,077           | 35,070           | 33,244           | 9,730          | 517           | 4,645          |
| Yucatán             | 63,648           | 22,291           | 21,016           | 20,341           | 6,477          | 291           | 2,334          |
| Zacatecas           | 28,159           | 10,132           | 9,439            | 8,588            | 2,390          | 131           | 1,087          |
| <b>Nacional</b>     | <b>3,204,000</b> | <b>1,114,623</b> | <b>1,070,588</b> | <b>1,018,789</b> | <b>235,411</b> | <b>12,941</b> | <b>109,738</b> |

*Incluye información de secundaria indígena y migrante*

## Alumnos por grado, docentes, escuelas y grupos por entidad federativa

| Entidad Federativa  | ALUMNOS          |                |                |                | DOCENTES*     | ESCUELAS      | GRUPOS        |
|---------------------|------------------|----------------|----------------|----------------|---------------|---------------|---------------|
|                     | Total            | Primero        | Segundo        | Tercero        |               |               |               |
| Aguascalientes      | 13,992           | 4,965          | 4,630          | 4,397          | 636           | 164           | 700           |
| Baja California     | 11,361           | 4,086          | 3,837          | 3,438          | 507           | 102           | 529           |
| Baja California Sur | 5,167            | 1,780          | 1,713          | 1,674          | 276           | 71            | 312           |
| Campeche            | 8,837            | 3,251          | 2,913          | 2,673          | 505           | 159           | 545           |
| Coahuila            | 4,239            | 1,419          | 1,416          | 1,404          | 249           | 105           | 345           |
| Colima              | 3,428            | 1,231          | 1,113          | 1,084          | 222           | 60            | 227           |
| Chiapas             | 137,943          | 50,387         | 46,406         | 41,150         | 5,859         | 1,484         | 6,187         |
| Chihuahua           | 18,515           | 6,941          | 6,019          | 5,555          | 1,039         | 364           | 1,364         |
| Ciudad de México    | 6,174            | 2,139          | 2,074          | 1,961          | 319           | 47            | 264           |
| Durango             | 19,311           | 6,845          | 6,381          | 6,085          | 1,204         | 567           | 1,889         |
| Guanajuato          | 123,749          | 43,695         | 41,679         | 38,375         | 5,018         | 1,124         | 5,300         |
| Guerrero            | 51,157           | 18,371         | 17,285         | 15,501         | 3,509         | 1,049         | 3,756         |
| Hidalgo             | 59,315           | 20,294         | 19,867         | 19,154         | 3,272         | 760           | 3,362         |
| Jalisco             | 40,507           | 14,699         | 13,707         | 12,101         | 2,266         | 647           | 2,508         |
| México              | 100,929          | 34,028         | 33,645         | 33,256         | 5,351         | 1,048         | 5,433         |
| Michoacán           | 50,821           | 18,922         | 17,068         | 14,831         | 3,394         | 912           | 3,743         |
| Morelos             | 17,827           | 6,075          | 6,065          | 5,687          | 829           | 167           | 830           |
| Nayarit             | 12,633           | 4,385          | 4,132          | 4,116          | 871           | 297           | 1,073         |
| Nuevo León          | 3,772            | 1,392          | 1,256          | 1,124          | 295           | 97            | 323           |
| Oaxaca              | 83,262           | 29,334         | 28,059         | 25,869         | 5,635         | 1,611         | 6,026         |
| Puebla              | 133,203          | 47,027         | 44,438         | 41,738         | 6,487         | 1,436         | 6,595         |
| Querétaro           | 28,865           | 10,262         | 9,566          | 9,037          | 1,136         | 242           | 1,155         |
| Quintana Roo        | 14,041           | 4,845          | 4,639          | 4,557          | 745           | 181           | 802           |
| San Luis Potosí     | 44,758           | 15,347         | 14,938         | 14,473         | 3,225         | 1,123         | 4,176         |
| Sinaloa             | 12,728           | 4,559          | 4,157          | 4,012          | 961           | 336           | 1,098         |
| Sonora              | 15,337           | 5,361          | 4,984          | 4,992          | 828           | 286           | 1,091         |
| Tabasco             | 51,732           | 17,966         | 17,592         | 16,174         | 2,101         | 466           | 2,199         |
| Tamaulipas          | 16,074           | 5,477          | 5,341          | 5,256          | 1,011         | 297           | 1,142         |
| Tlaxcala            | 17,639           | 5,865          | 5,837          | 5,937          | 828           | 148           | 840           |
| Veracruz            | 183,622          | 65,809         | 61,451         | 56,362         | 10,566        | 2,462         | 11,227        |
| Yucatán             | 11,322           | 4,069          | 3,724          | 3,529          | 731           | 194           | 744           |
| Zacatecas           | 37,282           | 13,077         | 12,600         | 11,605         | 2,002         | 890           | 3,089         |
| <b>Nacional</b>     | <b>1,339,542</b> | <b>473,903</b> | <b>448,532</b> | <b>417,107</b> | <b>71,877</b> | <b>18,896</b> | <b>78,874</b> |

\* Conjunto de individuos adscritos a un centro de trabajo, de acuerdo a la función que realizan en el mismo. A cada uno se le considera tantas veces como en centros de trabajo esté adscrito.

## Alumnos por grado, docentes, escuelas y grupos por entidad federativa

| Entidad Federativa  | ALUMNOS       |              |              |              | DOCENTES*    | ESCUELAS   | GRUPOS     |
|---------------------|---------------|--------------|--------------|--------------|--------------|------------|------------|
|                     | Total         | Primero      | Segundo      | Tercero      |              |            |            |
| Aguascalientes      |               |              |              |              |              |            |            |
| Baja California     | 114           | 41           | 39           | 34           | 16           | 2          | 6          |
| Baja California Sur | 16            | 10           | 4            | 2            | 6            | 1          | 3          |
| Campeche            | 51            | 18           | 20           | 13           | 16           | 2          | 6          |
| Coahuila            |               |              |              |              |              |            |            |
| Colima              | 268           | 66           | 104          | 98           | 62           | 6          | 18         |
| Chiapas             |               |              |              |              |              |            |            |
| Chihuahua           | 137           | 36           | 57           | 44           | 34           | 3          | 11         |
| Ciudad de México    | 1713          | 407          | 600          | 706          | 465          | 43         | 177        |
| Durango             | 88            | 32           | 31           | 25           | 12           | 1          | 3          |
| Guanajuato          |               |              |              |              |              |            |            |
| Guerrero            | 89            | 31           | 30           | 28           | 17           | 1          | 8          |
| Hidalgo             |               |              |              |              |              |            |            |
| Jalisco             |               |              |              |              |              |            |            |
| México              | 203           | 50           | 66           | 87           | 31           | 4          | 15         |
| Michoacán           | 2069          | 732          | 707          | 630          | 77           | 3          | 54         |
| Morelos             |               |              |              |              |              |            |            |
| Nayarit             |               |              |              |              |              |            |            |
| Nuevo León          | 3147          | 809          | 1,085        | 1,253        | 339          | 57         | 171        |
| Oaxaca              | 525           | 193          | 164          | 168          | 42           | 4          | 27         |
| Puebla              | 1124          | 340          | 379          | 405          | 140          | 9          | 70         |
| Querétaro           |               |              |              |              |              |            |            |
| Quintana Roo        |               |              |              |              |              |            |            |
| San Luis Potosí     | 40            | 8            | 12           | 20           | 14           | 2          | 4          |
| Sinaloa             | 50            | 10           | 20           | 20           | 15           | 1          | 3          |
| Sonora              |               |              |              |              |              |            |            |
| Tabasco             |               |              |              |              |              |            |            |
| Tamaulipas          |               |              |              |              |              |            |            |
| Tlaxcala            |               |              |              |              |              |            |            |
| Veracruz            | 3756          | 1,265        | 1,292        | 1,199        | 574          | 41         | 292        |
| Yucatán             | 943           | 309          | 334          | 300          | 124          | 9          | 37         |
| Zacatecas           |               |              |              |              |              |            |            |
| <b>Nacional</b>     | <b>14,333</b> | <b>4,357</b> | <b>4,944</b> | <b>5,032</b> | <b>1,984</b> | <b>189</b> | <b>905</b> |

\* Conjunto de individuos adscritos a un centro de trabajo, de acuerdo a la función que realizan en el mismo. A cada uno se le considera tantas veces como en centros de trabajo esté adscrito.

**Alumnos por grado, docentes, escuelas y grupos por entidad federativa**

| Entidad Federativa  | ALUMNOS          |                |                |                | DOCENTES*      | ESCUELAS     | GRUPOS        |
|---------------------|------------------|----------------|----------------|----------------|----------------|--------------|---------------|
|                     | Total            | Primero        | Segundo        | Tercero        |                |              |               |
| Aguascalientes      | 26,965           | 9,616          | 9,096          | 8,253          | 2,194          | 72           | 812           |
| Baja California     | 38,356           | 13,228         | 12,769         | 12,359         | 2,482          | 86           | 1,169         |
| Baja California Sur | 15,258           | 5,237          | 5,034          | 4,987          | 862            | 34           | 467           |
| Campeche            | 19,433           | 6,803          | 6,641          | 5,989          | 1,262          | 53           | 610           |
| Coahuila            | 61,516           | 21,393         | 20,438         | 19,685         | 4,637          | 173          | 1,822         |
| Colima              | 9,335            | 3,294          | 3,094          | 2,947          | 831            | 30           | 326           |
| Chiapas             | 62,738           | 22,861         | 20,924         | 18,953         | 3,357          | 183          | 2,164         |
| Chihuahua           | 62,340           | 21,764         | 20,694         | 19,882         | 3,447          | 135          | 1,783         |
| Ciudad de México    | 116,883          | 39,553         | 38,883         | 38,447         | 5,995          | 234          | 3,322         |
| Durango             | 29,299           | 10,283         | 9,795          | 9,221          | 2,100          | 102          | 1,127         |
| Guanajuato          | 50,581           | 17,811         | 17,063         | 15,707         | 3,430          | 114          | 1,773         |
| Guerrero            | 63,314           | 22,663         | 21,258         | 19,393         | 4,020          | 314          | 2,566         |
| Hidalgo             | 36,171           | 12,559         | 12,068         | 11,544         | 1,851          | 95           | 1,193         |
| Jalisco             | 108,786          | 38,799         | 36,542         | 33,445         | 7,099          | 278          | 3,084         |
| México              | 179,676          | 62,466         | 59,450         | 57,760         | 8,721          | 473          | 5,107         |
| Michoacán           | 70,925           | 26,444         | 23,629         | 20,852         | 3,758          | 225          | 2,449         |
| Morelos             | 24,657           | 8,626          | 8,410          | 7,621          | 1,607          | 69           | 836           |
| Nayarit             | 20,591           | 7,171          | 6,947          | 6,473          | 1,911          | 94           | 728           |
| Nuevo León          | 91,033           | 31,914         | 30,433         | 28,686         | 5,161          | 217          | 2,772         |
| Oaxaca              | 68,863           | 24,505         | 22,960         | 21,398         | 3,862          | 309          | 2,703         |
| Puebla              | 73,276           | 26,404         | 24,422         | 22,450         | 4,129          | 202          | 2,116         |
| Querétaro           | 28,808           | 10,086         | 9,799          | 8,923          | 1,365          | 57           | 749           |
| Quintana Roo        | 32,053           | 11,117         | 10,640         | 10,296         | 2,211          | 68           | 898           |
| San Luis Potosí     | 31,384           | 11,017         | 10,484         | 9,883          | 2,333          | 110          | 1,253         |
| Sinaloa             | 45,743           | 15,910         | 15,224         | 14,609         | 3,725          | 129          | 1,407         |
| Sonora              | 50,791           | 17,333         | 16,912         | 16,546         | 3,158          | 139          | 1,831         |
| Tabasco             | 34,208           | 11,834         | 11,347         | 11,027         | 1,803          | 86           | 976           |
| Tamaulipas          | 65,609           | 22,829         | 22,152         | 20,628         | 4,137          | 187          | 2,006         |
| Tlaxcala            | 25,135           | 8,712          | 8,296          | 8,127          | 1,973          | 76           | 811           |
| Veracruz            | 72,707           | 25,773         | 24,310         | 22,624         | 4,683          | 234          | 2,597         |
| Yucatán             | 27,333           | 9,663          | 9,062          | 8,608          | 2,496          | 91           | 951           |
| Zacatecas           | 23,169           | 8,356          | 7,700          | 7,113          | 1,489          | 74           | 820           |
| <b>Nacional</b>     | <b>1,666,936</b> | <b>586,024</b> | <b>556,476</b> | <b>524,436</b> | <b>102,089</b> | <b>4,743</b> | <b>53,228</b> |

\* Conjunto de individuos adscritos a un centro de trabajo, de acuerdo a la función que realizan en el mismo. A cada uno se le considera tantas veces como en centros de trabajo esté adscrito.

**Alumnos por grado, docentes, escuelas y grupos por entidad federativa**

| Entidad Federativa  | ALUMNOS       |               |               |               | DOCENTES*    | ESCUELAS     | GRUPOS       |
|---------------------|---------------|---------------|---------------|---------------|--------------|--------------|--------------|
|                     | Total         | Primero       | Segundo       | Tercero       |              |              |              |
| Aguascalientes      | 148           | 57            | 52            | 39            | 19           | 17           | 17           |
| Baja California     | 197           | 85            | 62            | 50            | 19           | 14           | 14           |
| Baja California Sur | 37            | 18            | 14            | 5             | 15           | 14           | 14           |
| Campeche            | 1,002         | 373           | 350           | 279           | 108          | 96           | 96           |
| Coahuila            | 226           | 87            | 84            | 55            | 37           | 29           | 29           |
| Colima              | 189           | 52            | 81            | 56            | 22           | 13           | 13           |
| Chiapas             | 12,103        | 4,587         | 4,353         | 3,163         | 1,109        | 781          | 781          |
| Chihuahua           | 1,561         | 413           | 625           | 523           | 191          | 175          | 175          |
| Ciudad de México    | 65            | 31            | 19            | 15            | 5            | 3            | 3            |
| Durango             | 2,013         | 765           | 692           | 556           | 246          | 185          | 185          |
| Guanajuato          | 1,412         | 480           | 489           | 443           | 152          | 128          | 128          |
| Guerrero            | 4,761         | 1,810         | 1,720         | 1,231         | 471          | 390          | 390          |
| Hidalgo             | 2,216         | 756           | 752           | 708           | 237          | 203          | 203          |
| Jalisco             | 4,172         | 1,506         | 1,446         | 1,220         | 497          | 403          | 403          |
| México              | 2,764         | 937           | 951           | 876           | 303          | 248          | 248          |
| Michoacán           | 3,111         | 1,157         | 1,091         | 863           | 378          | 316          | 316          |
| Morelos             | 206           | 63            | 68            | 75            | 17           | 16           | 16           |
| Nayarit             | 1,376         | 497           | 502           | 377           | 133          | 114          | 114          |
| Nuevo León          | 783           | 233           | 284           | 266           | 132          | 131          | 131          |
| Oaxaca              | 4,319         | 1,430         | 1,486         | 1,403         | 482          | 431          | 431          |
| Puebla              | 3,153         | 1,133         | 1,113         | 907           | 341          | 280          | 280          |
| Querétaro           | 886           | 322           | 292           | 272           | 101          | 85           | 85           |
| Quintana Roo        | 723           | 240           | 256           | 227           | 81           | 75           | 75           |
| San Luis Potosí     | 1,808         | 637           | 655           | 516           | 256          | 228          | 228          |
| Sinaloa             | 1,522         | 571           | 534           | 417           | 199          | 183          | 183          |
| Sonora              | 361           | 103           | 142           | 116           | 54           | 53           | 53           |
| Tabasco             | 1,276         | 455           | 476           | 345           | 139          | 125          | 125          |
| Tamaulipas          | 326           | 145           | 114           | 67            | 54           | 52           | 52           |
| Tlaxcala            | 341           | 117           | 109           | 115           | 40           | 38           | 38           |
| Veracruz            | 4,981         | 1,769         | 1,742         | 1,470         | 544          | 451          | 451          |
| Yucatán             | 943           | 302           | 316           | 325           | 127          | 119          | 119          |
| Zacatecas           | 585           | 194           | 220           | 171           | 83           | 81           | 81           |
| <b>Nacional</b>     | <b>59,566</b> | <b>21,325</b> | <b>21,090</b> | <b>17,151</b> | <b>6,592</b> | <b>5,477</b> | <b>5,477</b> |

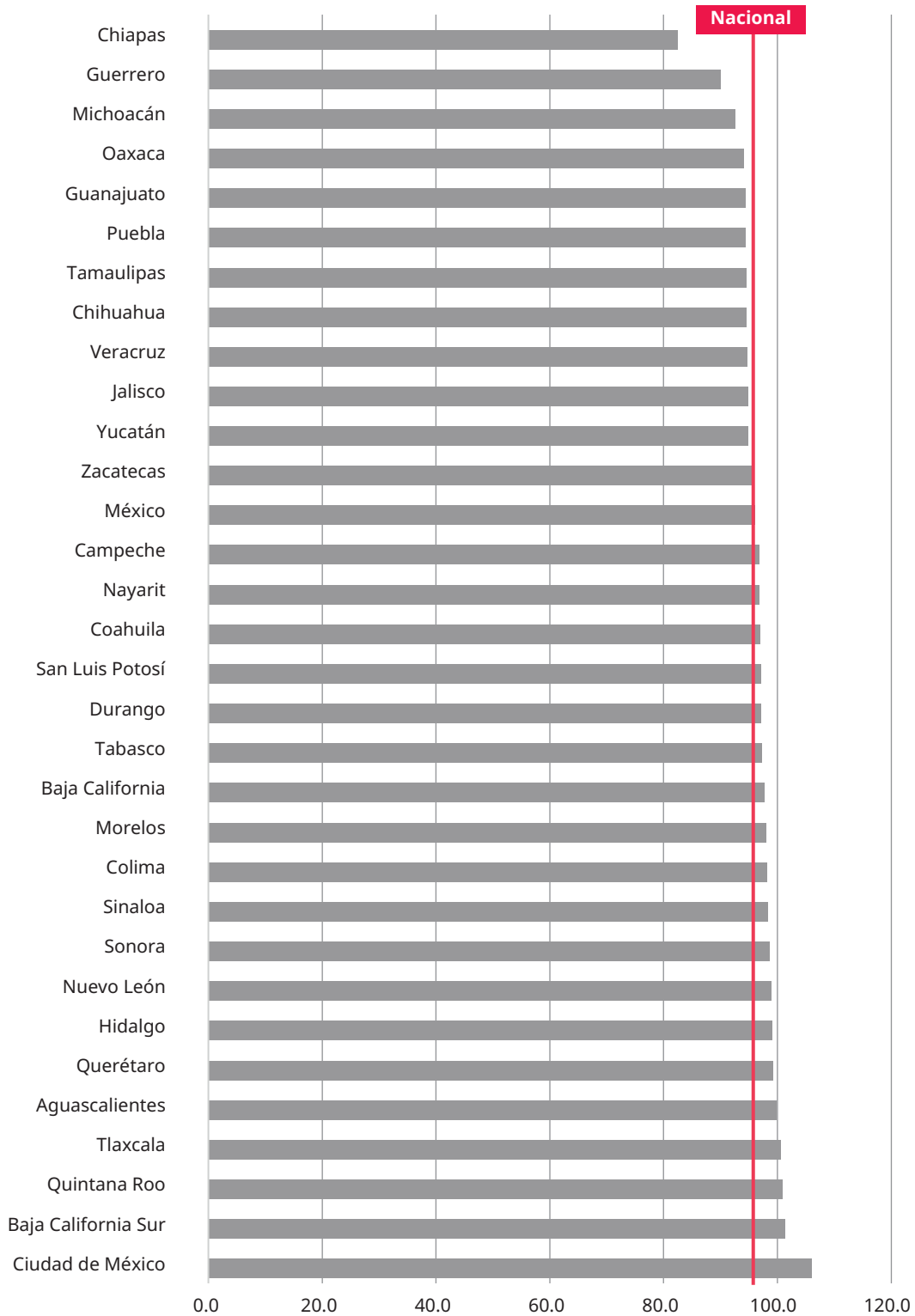
\* Conjunto de individuos adscritos a un centro de trabajo, de acuerdo a la función que realizan en el mismo. A cada uno se le considera tantas veces como en centros de trabajo esté adscrito.

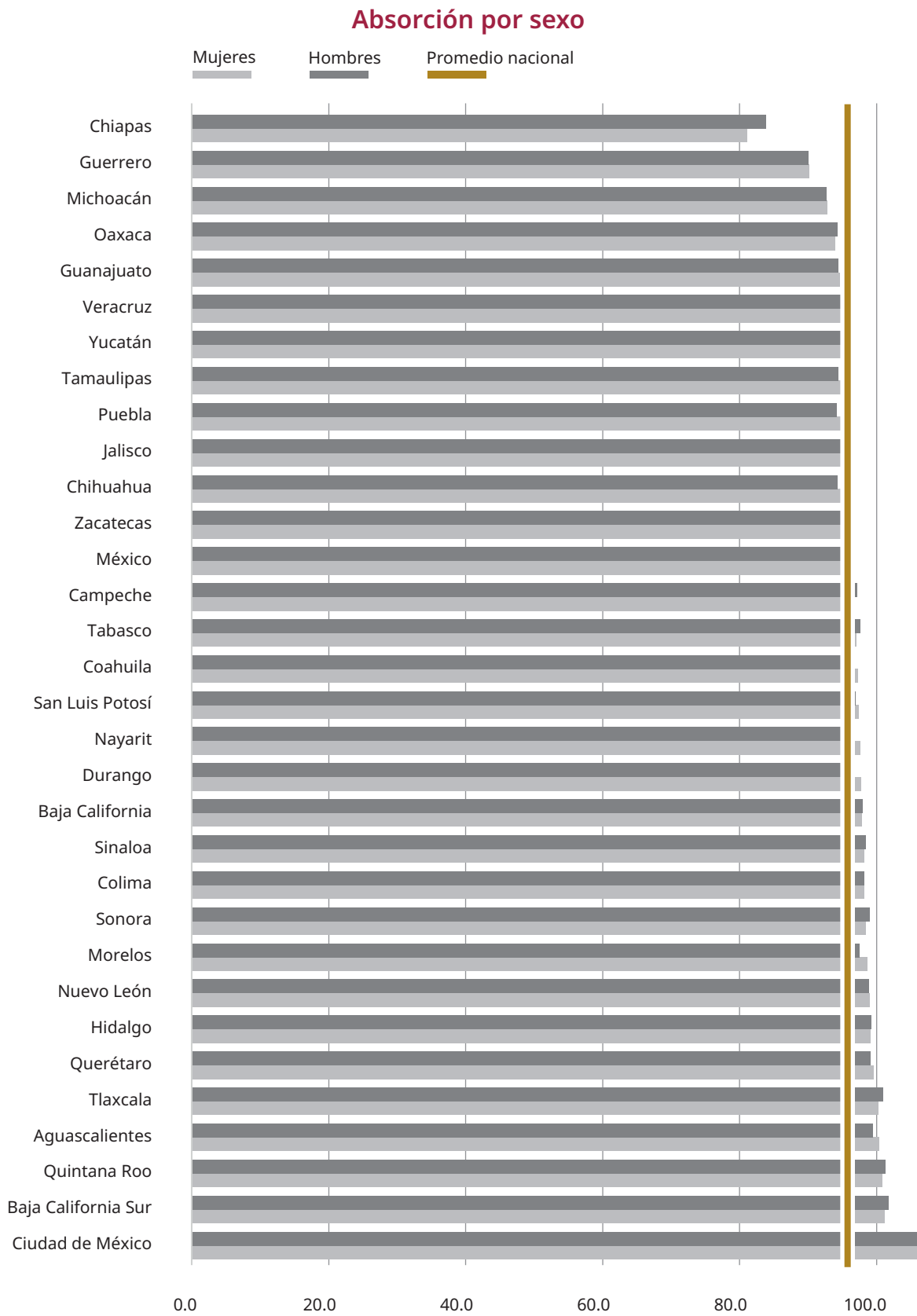
### Cobertura

| 96.4 a 110.8     |       | 94.0 a 96.3         |      | 90.5 a 93.9                               |      |
|------------------|-------|---------------------|------|---|------|
| Ciudad de México | 110.8 | Hidalgo             | 96.3 | Zacatecas                                 | 93.9 |
| Tabasco          | 98.5  | Baja California Sur | 95.5 | Quintana Roo                              | 92.7 |
| Tlaxcala         | 96.8  | México              | 94.7 | San Luis Potosí                           | 92.2 |
| Querétaro        | 96.4  | Baja California     | 94.5 | Jalisco                                   | 92.1 |
|                  |       | Sinaloa             | 94.4 | Morelos                                   | 91.9 |
|                  |       | Nuevo León          | 94.1 | Puebla                                    | 91.9 |
|                  |       |                     |      | Guanajuato                                | 91.7 |
|                  |       |                     |      | Durango                                   | 91.6 |
| 87.7 a 90.4      |       | 80.4 a 87.6         |      |   |      |
| Aguascalientes   | 90.4  | Guerrero            | 87.6 | <p><b>NACIONAL</b></p> <p><b>92.2</b></p> |      |
| Colima           | 90.1  | Veracruz            | 87.4 |   |      |
| Nayarit          | 90.1  | Yucatán             | 85.9 |   |      |
| Sonora           | 90.0  | Michoacán           | 85.0 |   |      |
| Oaxaca           | 90.0  | Chiapas             | 80.4 |   |      |
| Coahuila         | 89.9  |                     |      |   |      |
| Chihuahua        | 89.6  |                     |      |   |      |
| Tamaulipas       | 89.5  |                     |      |   |      |
| Campeche         | 89.4  |                     |      |   |      |

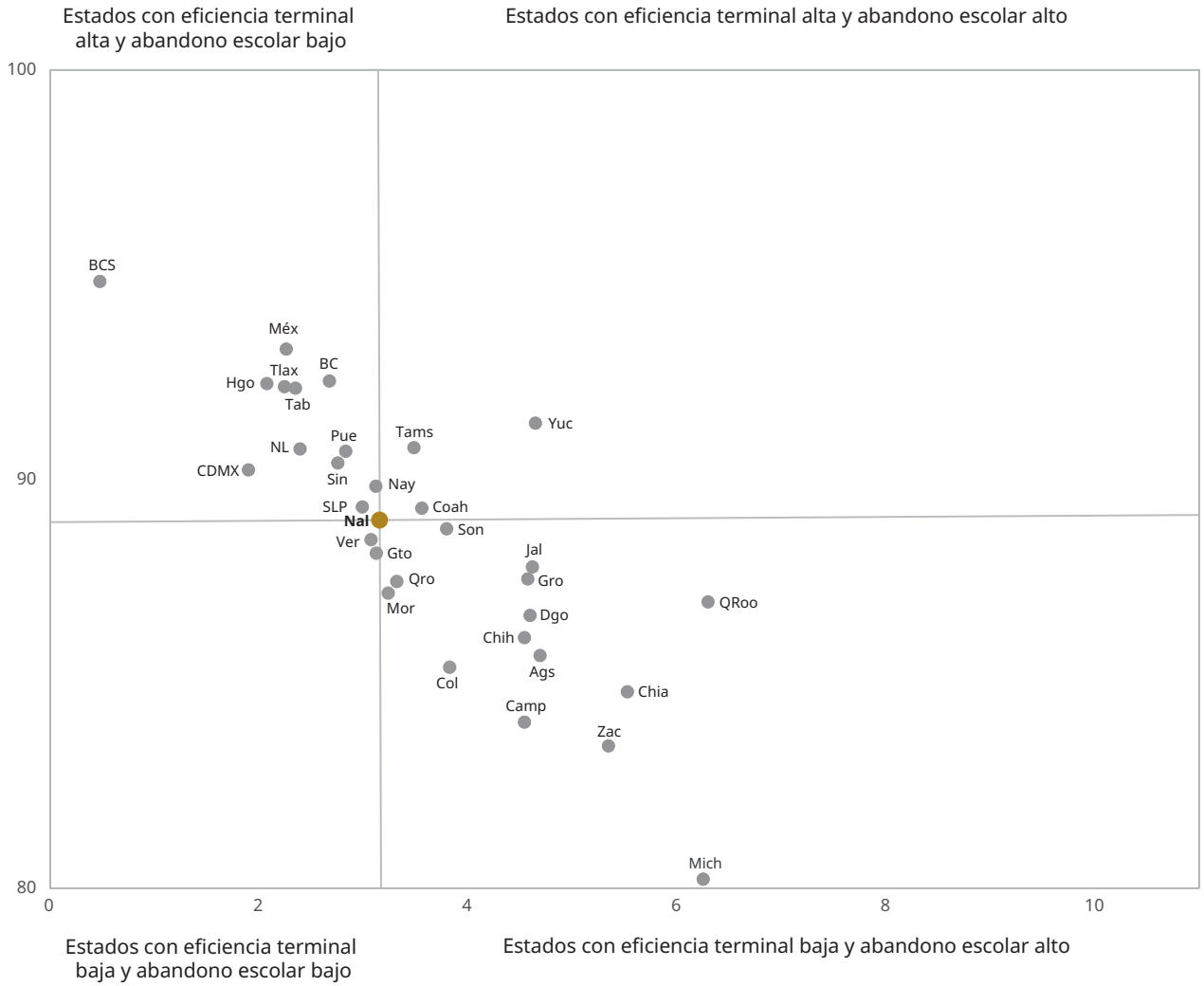


### Absorción nacional





## Abandono escolar y eficiencia terminal



## Indicadores educativos

Inicia

| Entidad Federativa  | ABSORCIÓN (%) |             |             | COBERTURA 12 a 14 años (%) |             |             | EFICIENCIA TERMINAL 2022-2023 (%) |             |             |
|---------------------|---------------|-------------|-------------|----------------------------|-------------|-------------|-----------------------------------|-------------|-------------|
|                     | Total         | Mujeres     | Hombres     | Total                      | Mujeres     | Hombres     | Total                             | Mujeres     | Hombres     |
| Aguascalientes      | 99.9          | 100.3       | 99.5        | 90.4                       | 91.6        | 89.2        | 85.7                              | 89.4        | 82.1        |
| Baja California     | 97.8          | 97.8        | 97.9        | 94.5                       | 95.9        | 93.1        | 92.4                              | 93.8        | 91.0        |
| Baja California Sur | 101.4         | 101.1       | 101.7       | 95.5                       | 97.1        | 94.0        | 94.8                              | 96.5        | 93.2        |
| Campeche            | 96.9          | 96.6        | 97.1        | 89.4                       | 89.6        | 89.2        | 84.1                              | 86.6        | 81.7        |
| Coahuila            | 97.0          | 97.3        | 96.7        | 89.9                       | 91.0        | 88.7        | 89.3                              | 90.6        | 88.0        |
| Colima              | 98.2          | 98.2        | 98.1        | 90.1                       | 91.4        | 88.8        | 85.4                              | 88.5        | 82.4        |
| Chiapas             | 82.5          | 81.1        | 83.8        | 80.4                       | 79.6        | 81.3        | 84.8                              | 86.2        | 83.5        |
| Chihuahua           | 94.6          | 95.1        | 94.2        | 89.6                       | 91.3        | 88.1        | 86.1                              | 88.3        | 84.0        |
| Ciudad de México    | 106.0         | 105.8       | 106.2       | 110.8                      | 111.7       | 109.9       | 90.2                              | 91.4        | 89.0        |
| Durango             | 97.1          | 97.7        | 96.6        | 91.6                       | 93.3        | 89.9        | 86.7                              | 88.7        | 84.6        |
| Guanajuato          | 94.5          | 94.5        | 94.4        | 91.7                       | 92.5        | 91.0        | 88.2                              | 90.0        | 86.3        |
| Guerrero            | 90.1          | 90.1        | 90.1        | 87.6                       | 88.1        | 87.2        | 87.6                              | 89.2        | 85.9        |
| Hidalgo             | 99.2          | 99.1        | 99.2        | 96.3                       | 97.1        | 95.5        | 92.3                              | 94.5        | 90.2        |
| Jalisco             | 94.8          | 94.9        | 94.7        | 92.1                       | 93.7        | 90.5        | 87.9                              | 89.6        | 86.2        |
| México              | 96.1          | 96.3        | 95.9        | 94.7                       | 95.6        | 93.8        | 93.2                              | 94.2        | 92.2        |
| Michoacán           | 92.7          | 92.7        | 92.6        | 85.0                       | 87.4        | 82.8        | 80.2                              | 84.1        | 76.3        |
| Morelos             | 98.0          | 98.6        | 97.5        | 91.9                       | 94.0        | 89.9        | 87.2                              | 88.9        | 85.6        |
| Nayarit             | 96.9          | 97.6        | 96.3        | 90.1                       | 91.5        | 88.7        | 89.8                              | 91.7        | 88.0        |
| Nuevo León          | 98.9          | 99.0        | 98.9        | 94.1                       | 94.9        | 93.3        | 90.7                              | 91.8        | 89.7        |
| Oaxaca              | 94.1          | 94.0        | 94.3        | 90.0                       | 90.6        | 89.4        | 84.2                              | 86.8        | 81.7        |
| Puebla              | 94.5          | 94.9        | 94.1        | 91.9                       | 93.4        | 90.5        | 90.7                              | 93.0        | 88.4        |
| Querétaro           | 99.3          | 99.6        | 99.1        | 96.4                       | 98.0        | 94.8        | 87.5                              | 91.4        | 83.7        |
| Quintana Roo        | 101.0         | 100.7       | 101.2       | 92.7                       | 93.2        | 92.1        | 87.0                              | 88.5        | 85.5        |
| San Luis Potosí     | 97.1          | 97.4        | 96.9        | 92.2                       | 92.8        | 91.6        | 89.3                              | 91.5        | 87.1        |
| Sinaloa             | 98.3          | 98.2        | 98.4        | 94.4                       | 95.5        | 93.4        | 90.4                              | 92.8        | 88.1        |
| Sonora              | 98.7          | 98.4        | 99.0        | 90.0                       | 91.1        | 89.0        | 88.8                              | 90.3        | 87.4        |
| Tabasco             | 97.3          | 97.0        | 97.5        | 98.5                       | 98.1        | 99.0        | 92.2                              | 92.6        | 91.8        |
| Tamaulipas          | 94.6          | 94.8        | 94.3        | 89.5                       | 91.1        | 88.0        | 90.8                              | 92.3        | 89.2        |
| Tlaxcala            | 100.6         | 100.2       | 100.9       | 96.8                       | 97.3        | 96.2        | 92.3                              | 93.8        | 90.8        |
| Veracruz            | 94.7          | 94.8        | 94.6        | 87.4                       | 88.2        | 86.7        | 88.6                              | 90.2        | 86.9        |
| Yucatán             | 94.8          | 94.8        | 94.8        | 85.9                       | 86.1        | 85.8        | 91.4                              | 92.8        | 89.9        |
| Zacatecas           | 95.6          | 95.4        | 95.7        | 93.9                       | 95.7        | 92.1        | 83.5                              | 87.1        | 80.1        |
| <b>Nacional</b>     | <b>95.8</b>   | <b>95.8</b> | <b>95.8</b> | <b>92.2</b>                | <b>93.2</b> | <b>91.2</b> | <b>89.0</b>                       | <b>90.8</b> | <b>87.3</b> |

## Indicadores educativos

Concluye

| Entidad Federativa  | ABANDONO ESCOLAR<br>2022-2023 (%) |            |            | RELACIÓN         |                    |                     |
|---------------------|-----------------------------------|------------|------------|------------------|--------------------|---------------------|
|                     | Total                             | Mujeres    | Hombres    | Alumno/<br>Grupo | Alumno/<br>Escuela | Mujeres/<br>Hombres |
| Aguascalientes      | 4.7                               | 3.5        | 5.9        | 28.1             | 196.2              | 0.99                |
| Baja California     | 2.7                               | 2.3        | 3.1        | 30.6             | 275.0              | 0.98                |
| Baja California Sur | 0.5                               | -0.7       | 1.7        | 26.5             | 194.8              | 0.98                |
| Campeche            | 4.5                               | 4.2        | 4.9        | 24.9             | 119.6              | 0.96                |
| Coahuila            | 3.6                               | 3.0        | 4.1        | 30.2             | 234.9              | 0.98                |
| Colima              | 3.8                               | 2.7        | 5.0        | 25.7             | 180.3              | 0.98                |
| Chiapas             | 5.5                               | 5.2        | 5.9        | 24.8             | 106.0              | 0.95                |
| Chihuahua           | 4.5                               | 3.7        | 5.4        | 27.4             | 180.1              | 0.99                |
| Ciudad de México    | 1.9                               | 1.4        | 2.4        | 29.9             | 309.0              | 0.98                |
| Durango             | 4.6                               | 3.7        | 5.5        | 19.9             | 95.1               | 0.99                |
| Guanajuato          | 3.1                               | 2.9        | 3.4        | 25.8             | 166.3              | 0.98                |
| Guerrero            | 4.6                               | 4.4        | 4.8        | 19.9             | 90.2               | 0.98                |
| Hidalgo             | 2.1                               | 1.3        | 2.9        | 23.0             | 124.0              | 0.99                |
| Jalisco             | 4.6                               | 3.9        | 5.4        | 30.2             | 185.0              | 0.99                |
| México              | 2.3                               | 1.9        | 2.6        | 30.1             | 209.3              | 0.99                |
| Michoacán           | 6.3                               | 5.1        | 7.5        | 22.1             | 120.7              | 1.02                |
| Morelos             | 3.3                               | 2.5        | 4.0        | 24.6             | 167.0              | 1.00                |
| Nayarit             | 3.1                               | 2.5        | 3.7        | 21.2             | 98.7               | 0.99                |
| Nuevo León          | 2.4                               | 2.1        | 2.7        | 29.2             | 230.2              | 0.97                |
| Oaxaca              | -4.1                              | -4.9       | -3.3       | 18.3             | 80.2               | 0.99                |
| Puebla              | 2.8                               | 2.1        | 3.5        | 25.4             | 137.9              | 1.00                |
| Querétaro           | 3.3                               | 2.1        | 4.5        | 31.2             | 199.3              | 1.00                |
| Quintana Roo        | 6.3                               | 5.5        | 7.1        | 28.1             | 184.5              | 0.98                |
| San Luis Potosí     | 3.0                               | 2.3        | 3.7        | 18.0             | 82.6               | 0.98                |
| Sinaloa             | 2.8                               | 1.9        | 3.6        | 25.2             | 142.5              | 0.98                |
| Sonora              | 3.8                               | 3.3        | 4.3        | 24.7             | 184.9              | 0.98                |
| Tabasco             | 2.4                               | 2.2        | 2.5        | 28.3             | 158.1              | 0.95                |
| Tamaulipas          | 3.5                               | 3.1        | 3.9        | 28.0             | 202.4              | 0.99                |
| Tlaxcala            | 2.3                               | 1.5        | 3.0        | 26.5             | 186.3              | 0.97                |
| Veracruz            | 3.1                               | 2.5        | 3.6        | 19.3             | 100.0              | 0.98                |
| Yucatán             | 4.7                               | 4.1        | 5.2        | 24.9             | 148.0              | 0.97                |
| Zacatecas           | 5.4                               | 4.1        | 6.6        | 17.6             | 75.8               | 1.01                |
| <b>Nacional</b>     | <b>3.2</b>                        | <b>2.6</b> | <b>3.8</b> | <b>25.3</b>      | <b>148.8</b>       | <b>0.98</b>         |

# **CAPACITACIÓN PARA EL TRABAJO**

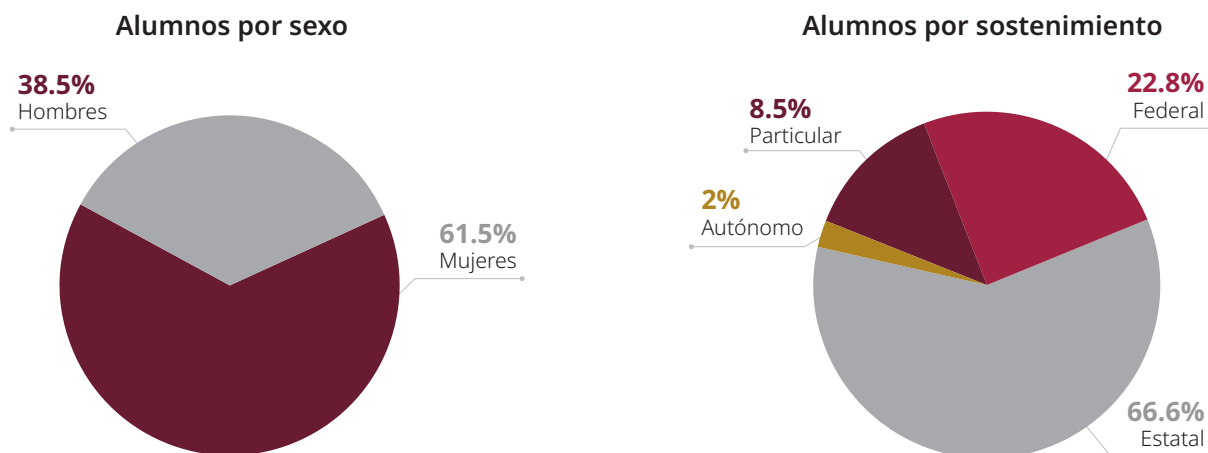


Servicio que prepara a las personas para que se incorporen a la actividad productiva; tiene como antecedente la educación primaria; se imparte en cursos de entre 100 y 450 horas de duración, por espacio de tres a cinco meses, según la capacitación de que se trate; consistente en procurar la adquisición de conocimientos, habilidades o destrezas, que permitan a quien la recibe desarrollar una actividad productiva demandada en el mercado, mediante alguna ocupación o algún oficio calificados, prepara al educando en técnicas industriales, agropecuarias, comerciales y de servicios.

Cuenta con tres servicios educativos; uno de ellos es el Reconocimiento Oficial de la Competencia Ocupacional (ROCO), enfocado a certificar los conocimientos, habilidades, destrezas y actitudes correspondientes a una competencia ocupacional, sin importar cómo fueron adquiridos; el segundo es el de Cursos Regulares y para el Modelo de Educación Basada en Competencias (EBC), en el cual se certifica que el alumno está apto para una determinada ocupación, con la finalidad de contribuir a su desarrollo personal e inserción en el mercado laboral en las principales actividades productivas y de servicios, coadyuvando al avance social y económico del país; y el que ofrecen los planteles particulares a los que se les otorga el Reconocimiento de Validez Oficial de Estudios.

No equivale a la educación secundaria, esto es, los estudios que realiza el alumno no le permiten ingresar al bachillerato. Esta educación es proporcionada por la Secretaría de Educación Pública (SEP), los gobiernos estatales, organismos oficiales (ISSSTE, IMSS, Secretarías de Estado, universidades autónomas, etcétera) e instituciones privadas.

Del total de alumnos (1,939,029) que se atendieron en este servicio educativo, el 66.6% asistieron a escuelas del sostenimiento estatal, 2% al autónomo, el 22.8% al federal y el 8.5% la hicieron en planteles particulares. Todas las cifras en este apartado son del ciclo escolar 2022-2023 debido a que la información de este servicio corresponde a cada fin de cursos del ciclo inmediato anterior.



## Alumnos por sexo, sostenimiento y entidad federativa

| Entidad Federativa  | ALUMNOS POR SEXO |                  |                | ALUMNOS POR SOSTENIMIENTO |                  |               |                |
|---------------------|------------------|------------------|----------------|---------------------------|------------------|---------------|----------------|
|                     | Total            | Mujeres          | Hombres        | Federal                   | Estatal          | Autónomo      | Particular     |
| Aguascalientes      | 30,689           | 18,157           | 12,532         | 15,421                    | 13,393           |               | 1,875          |
| Baja California     | 33,793           | 15,633           | 18,160         | 28,520                    | 2,409            |               | 2,864          |
| Baja California Sur | 15,321           | 10,744           | 4,577          | 4,412                     | 8,448            |               | 2,461          |
| Campeche            | 72,435           | 58,063           | 14,372         | 6,819                     | 65,001           |               | 615            |
| Coahuila            | 43,698           | 27,120           | 16,578         | 18,347                    | 20,672           |               | 4,679          |
| Colima              | 7,135            | 3,993            | 3,142          | 4,855                     | 1,222            |               | 1,058          |
| Chiapas             | 105,450          | 67,055           | 38,395         | 8,455                     | 86,374           |               | 10,621         |
| Chihuahua           | 115,734          | 64,524           | 51,210         | 16,015                    | 97,416           | 40            | 2,263          |
| Ciudad de México    | 84,415           | 52,085           | 32,330         | 71,991                    |                  |               | 12,424         |
| Durango             | 14,694           | 9,005            | 5,689          | 11,853                    | 1,472            |               | 1,369          |
| Guanajuato          | 143,169          | 64,947           | 78,222         | 5,967                     | 133,777          |               | 3,425          |
| Guerrero            | 59,133           | 45,376           | 13,757         | 7,929                     | 46,758           |               | 4,446          |
| Hidalgo             | 108,352          | 71,400           | 36,952         | 7,709                     | 97,983           |               | 2,660          |
| Jalisco             | 97,338           | 68,486           | 28,852         | 22,542                    | 63,080           |               | 11,716         |
| México              | 169,788          | 109,391          | 60,397         | 13,685                    | 125,262          |               | 30,841         |
| Michoacán           | 63,096           | 41,390           | 21,706         | 10,776                    | 44,905           |               | 7,415          |
| Morelos             | 29,211           | 22,570           | 6,641          | 6,947                     | 20,856           |               | 1,408          |
| Nayarit             | 38,960           | 26,253           | 12,707         | 4,122                     | 34,134           |               | 704            |
| Nuevo León          | 86,636           | 24,003           | 62,633         | 17,013                    | 61,966           | 253           | 7,404          |
| Oaxaca              | 29,046           | 21,625           | 7,421          | 6,815                     | 19,463           |               | 2,768          |
| Puebla              | 65,737           | 44,617           | 21,120         | 8,762                     | 53,187           |               | 3,788          |
| Querétaro           | 32,441           | 19,858           | 12,583         | 10,710                    | 18,247           |               | 3,484          |
| Quintana Roo        | 40,896           | 32,677           | 8,219          | 10,032                    | 29,371           |               | 1,493          |
| San Luis Potosí     | 62,074           | 46,920           | 15,154         | 8,579                     | 51,592           |               | 1,903          |
| Sinaloa             | 127,503          | 73,016           | 54,487         | 17,143                    | 64,922           | 39,258        | 6,180          |
| Sonora              | 46,645           | 23,861           | 22,784         | 14,325                    | 28,900           |               | 3,420          |
| Tabasco             | 24,427           | 14,446           | 9,981          | 3,979                     | 15,625           |               | 4,823          |
| Tamaulipas          | 48,450           | 28,490           | 19,960         | 24,451                    | 21,249           |               | 2,750          |
| Tlaxcala            | 31,254           | 22,270           | 8,984          | 10,853                    | 19,280           |               | 1,121          |
| Veracruz            | 81,945           | 46,632           | 35,313         | 28,943                    | 34,353           |               | 18,649         |
| Yucatán             | 18,348           | 11,848           | 6,500          | 7,952                     | 8,008            | 71            | 2,317          |
| Zacatecas           | 11,216           | 6,924            | 4,292          | 6,037                     | 2,474            |               | 2,705          |
| <b>Nacional</b>     | <b>1,939,029</b> | <b>1,193,379</b> | <b>745,650</b> | <b>441,959</b>            | <b>1,291,799</b> | <b>39,622</b> | <b>165,649</b> |

## Docentes\* por sexo, sostenimiento y entidad federativa

| Entidad Federativa  | DOCENTES POR SEXO |               |               | DOCENTES POR SOSTENIMIENTO |               |            |               |
|---------------------|-------------------|---------------|---------------|----------------------------|---------------|------------|---------------|
|                     | Total             | Mujeres       | Hombres       | Federal                    | Estatal       | Autónomo   | Particular    |
| Aguascalientes      | 488               | 254           | 234           | 63                         | 191           |            | 234           |
| Baja California     | 776               | 427           | 349           | 224                        | 187           |            | 365           |
| Baja California Sur | 197               | 104           | 93            | 39                         | 59            |            | 99            |
| Campeche            | 503               | 297           | 206           | 25                         | 418           |            | 60            |
| Coahuila            | 933               | 613           | 320           | 99                         | 526           |            | 308           |
| Colima              | 436               | 315           | 121           | 80                         | 172           |            | 184           |
| Chiapas             | 2,770             | 1,505         | 1,265         | 77                         | 1,860         |            | 833           |
| Chihuahua           | 1,576             | 832           | 744           | 155                        | 1,244         | 2          | 175           |
| Ciudad de México    | 2,128             | 1,169         | 959           | 1,160                      |               |            | 968           |
| Durango             | 285               | 146           | 139           | 186                        | 1             |            | 98            |
| Guanajuato          | 423               | 186           | 237           | 144                        | 46            |            | 233           |
| Guerrero            | 873               | 497           | 376           | 42                         | 412           |            | 419           |
| Hidalgo             | 1,367             | 803           | 564           | 103                        | 1,030         |            | 234           |
| Jalisco             | 3,319             | 2,003         | 1,316         | 384                        | 1,737         |            | 1,198         |
| México              | 1,770             | 975           | 795           | 272                        | 446           |            | 1,052         |
| Michoacán           | 1,502             | 893           | 609           | 101                        | 756           |            | 645           |
| Morelos             | 631               | 393           | 238           | 138                        | 359           |            | 134           |
| Nayarit             | 458               | 261           | 197           | 35                         | 331           |            | 92            |
| Nuevo León          | 1,325             | 628           | 697           | 100                        | 491           | 180        | 554           |
| Oaxaca              | 1,600             | 950           | 650           | 116                        | 1,243         |            | 241           |
| Puebla              | 1,749             | 1,024         | 725           | 144                        | 1,267         |            | 338           |
| Querétaro           | 420               | 202           | 218           | 52                         | 134           |            | 234           |
| Quintana Roo        | 436               | 293           | 143           | 41                         | 292           |            | 103           |
| San Luis Potosí     | 1,114             | 695           | 419           | 108                        | 811           |            | 195           |
| Sinaloa             | 2,097             | 1,326         | 771           | 210                        | 1,023         | 519        | 345           |
| Sonora              | 753               | 464           | 289           | 60                         | 413           |            | 280           |
| Tabasco             | 670               | 319           | 351           | 31                         | 165           |            | 474           |
| Tamaulipas          | 685               | 363           | 322           | 165                        | 289           |            | 231           |
| Tlaxcala            | 697               | 452           | 245           | 106                        | 465           |            | 126           |
| Veracruz            | 2,516             | 1,383         | 1,133         | 146                        | 686           |            | 1,684         |
| Yucatán             | 739               | 422           | 317           | 129                        | 301           | 4          | 305           |
| Zacatecas           | 292               | 169           | 123           | 35                         | 80            |            | 177           |
| <b>Nacional</b>     | <b>35,528</b>     | <b>20,363</b> | <b>15,165</b> | <b>4,770</b>               | <b>17,435</b> | <b>705</b> | <b>12,618</b> |

\* Conjunto de individuos adscritos a un Centro de Trabajo, de acuerdo a la función que realizan en el mismo. A cada uno se le considera tantas veces como en centros de trabajo esté adscrito.

## Escuelas por sostenimiento y entidad federativa

| Entidad Federativa  | ESCUELAS     |            |            |           |              |
|---------------------|--------------|------------|------------|-----------|--------------|
|                     | Total        | Federal    | Estatad    | Autónomo  | Particular   |
| Aguascalientes      | 62           | 5          | 10         |           | 47           |
| Baja California     | 130          | 15         | 16         |           | 99           |
| Baja California Sur | 22           | 3          | 5          |           | 14           |
| Campeche            | 52           | 3          | 28         |           | 21           |
| Coahuila            | 80           | 6          | 12         |           | 62           |
| Colima              | 137          | 8          | 74         |           | 55           |
| Chiapas             | 382          | 5          | 74         |           | 303          |
| Chihuahua           | 77           | 19         | 27         | 1         | 30           |
| Ciudad de México    | 263          | 83         |            |           | 180          |
| Durango             | 44           | 14         | 1          |           | 29           |
| Guanajuato          | 112          | 14         | 31         |           | 67           |
| Guerrero            | 151          | 4          | 18         |           | 129          |
| Hidalgo             | 96           | 9          | 26         |           | 61           |
| Jalisco             | 356          | 24         | 115        |           | 217          |
| México              | 270          | 14         | 46         |           | 210          |
| Michoacán           | 312          | 9          | 96         |           | 207          |
| Morelos             | 48           | 6          | 4          |           | 38           |
| Nayarit             | 41           | 3          | 12         |           | 26           |
| Nuevo León          | 145          | 6          | 19         | 2         | 118          |
| Oaxaca              | 137          | 13         | 41         |           | 83           |
| Puebla              | 179          | 6          | 84         |           | 89           |
| Querétaro           | 73           | 4          | 12         |           | 57           |
| Quintana Roo        | 49           | 3          | 13         |           | 33           |
| San Luis Potosí     | 77           | 10         | 23         |           | 44           |
| Sinaloa             | 121          | 9          | 39         | 8         | 65           |
| Sonora              | 49           | 6          | 24         |           | 19           |
| Tabasco             | 158          | 2          | 21         |           | 135          |
| Tamaulipas          | 98           | 14         | 25         |           | 59           |
| Tlaxcala            | 61           | 6          | 10         |           | 45           |
| Veracruz            | 410          | 10         | 37         |           | 363          |
| Yucatán             | 109          | 8          | 7          | 1         | 93           |
| Zacatecas           | 55           | 4          | 2          |           | 49           |
| <b>Nacional</b>     | <b>4,356</b> | <b>345</b> | <b>952</b> | <b>12</b> | <b>3,047</b> |

## Grupos por sostenimiento y entidad federativa

| Entidad Federativa  | GRUPOS         |               |               |              |               |
|---------------------|----------------|---------------|---------------|--------------|---------------|
|                     | Total          | Federal       | Estatal       | Autónomo     | Particular    |
| Aguascalientes      | 2,365          | 817           | 1,296         |              | 252           |
| Baja California     | 3,411          | 2,813         | 189           |              | 409           |
| Baja California Sur | 1,328          | 514           | 628           |              | 186           |
| Campeche            | 5,558          | 488           | 4,992         |              | 78            |
| Coahuila            | 3,901          | 1,274         | 2,183         |              | 444           |
| Colima              | 944            | 625           | 177           |              | 142           |
| Chiapas             | 6,851          | 667           | 5,328         |              | 856           |
| Chihuahua           | 10,686         | 1,649         | 8,829         | 2            | 206           |
| Ciudad de México    | 9,369          | 8,333         |               |              | 1,036         |
| Durango             | 1,434          | 1,228         | 58            |              | 148           |
| Guanajuato          | 9,990          | 859           | 8,887         |              | 244           |
| Guerrero            | 2,314          | 640           | 1,157         |              | 517           |
| Hidalgo             | 7,429          | 770           | 6,350         |              | 309           |
| Jalisco             | 9,988          | 2,567         | 6,349         |              | 1,072         |
| México              | 10,078         | 1,786         | 6,633         |              | 1,659         |
| Michoacán           | 6,111          | 1,580         | 3,957         |              | 574           |
| Morelos             | 2,816          | 807           | 1,859         |              | 150           |
| Nayarit             | 2,479          | 586           | 1,841         |              | 52            |
| Nuevo León          | 10,507         | 1,544         | 8,334         | 10           | 619           |
| Oaxaca              | 3,039          | 777           | 2,001         |              | 261           |
| Puebla              | 4,600          | 853           | 3,388         |              | 359           |
| Querétaro           | 3,054          | 869           | 1,845         |              | 340           |
| Quintana Roo        | 3,152          | 1,279         | 1,759         |              | 114           |
| San Luis Potosí     | 1,540          | 1,064         | 323           |              | 153           |
| Sinaloa             | 8,123          | 1,703         | 4,109         | 1,907        | 404           |
| Sonora              | 4,462          | 1,126         | 3,022         |              | 314           |
| Tabasco             | 1,948          | 358           | 1,100         |              | 490           |
| Tamaulipas          | 4,397          | 2,747         | 1,447         |              | 203           |
| Tlaxcala            | 2,263          | 958           | 1,193         |              | 112           |
| Veracruz            | 6,269          | 2,283         | 1,980         |              | 2,006         |
| Yucatán             | 1,650          | 917           | 447           | 2            | 284           |
| Zacatecas           | 933            | 454           | 208           |              | 271           |
| <b>Nacional</b>     | <b>152,989</b> | <b>44,935</b> | <b>91,869</b> | <b>1,921</b> | <b>14,264</b> |

# **EDUCACIÓN MEDIA SUPERIOR**

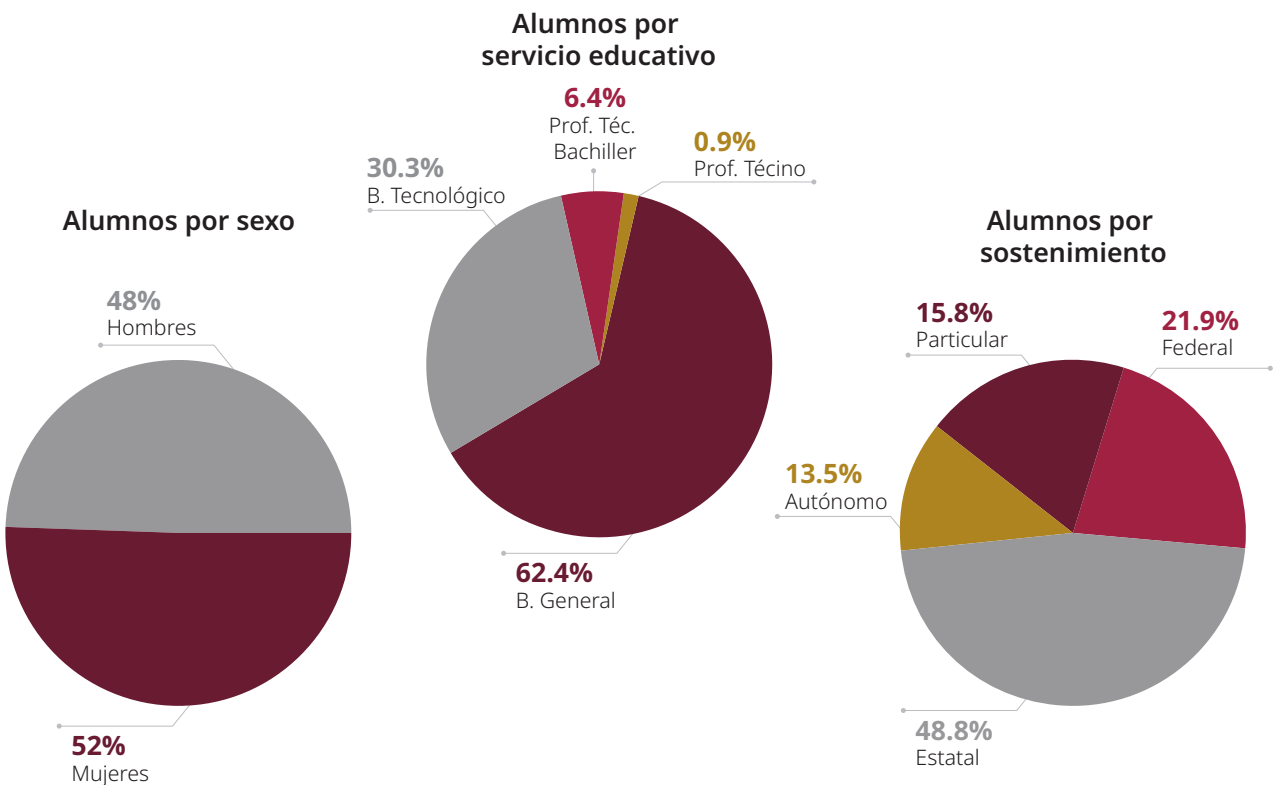


La Educación Media Superior corresponde al segundo tipo educativo y se conforma por los niveles: bachillerato general, bachillerato tecnológico, profesional técnico y profesional técnico bachiller (Conalep), todos con el antecedente de la educación secundaria.

Tradicionalmente, el objetivo de la educación media ha sido sumamente complejo, pues ha enfrentado la disyuntiva de preparar para la educación superior o para la vida laboral. Hoy en día se acepta que, dado que el mercado laboral tiende crecientemente a requerir habilidades generales que permitan al trabajador aprender y adaptarse a las nuevas tecnologías, este dilema va perdiendo relevancia; y a la vez, cobra importancia la idea de que la educación media constituye en sí mismo un ciclo formativo, cuyo principal cometido es preparar a los jóvenes para ejercer la ciudadanía y aprender a vivir en sociedad.

De los egresados de secundaria del ciclo anterior, el 103.6% (estimado) ingresó a primer grado de los servicios de la educación media superior en el presente ciclo escolar. La matrícula total de este servicio es superior a los 5 millones de alumnos, equivalente al 15.4% de todo el sistema educativo escolarizado. La cobertura es del 75.1 % respecto a la población total de 15 a 17 años de edad.

De la Educación Media Superior, el bachillerato general comprende el 62.4%, el bachillerato tecnológico 30.3%, el profesional técnico bachiller (Conalep) 6.4% y el profesional técnico 0.9%. Del total de la matrícula de educación media superior, el 48.8% de los jóvenes asiste a escuelas administradas por los gobiernos estatales; el 21.9% concurre a servicios de la federación; el 13.5% se ubica en escuelas de sostenimiento autónomo (que proporcionan las universidades autónomas estatales) y, por último, el 15.8% estudian en instituciones particulares.



### Alumnos por grado, docentes, escuelas y grupos por entidad federativa

| Entidad Federativa  | ALUMNOS          |                  |                  |                  |              |           | DOCENTES*      | ESCUELAS      | GRUPOS         |
|---------------------|------------------|------------------|------------------|------------------|--------------|-----------|----------------|---------------|----------------|
|                     | Total            | Primero          | Segundo          | Tercero          | Cuarto       | Quinto    |                |               |                |
| Aguascalientes      | 58,034           | 22,641           | 19,391           | 16,002           |              |           | 6,012          | 289           | 1,977          |
| Baja California     | 152,086          | 60,942           | 50,255           | 40,889           |              |           | 13,377         | 391           | 4,194          |
| Baja California Sur | 36,012           | 13,921           | 12,372           | 9,719            |              |           | 2,937          | 156           | 1,132          |
| Campeche            | 36,762           | 14,279           | 12,216           | 10,267           |              |           | 3,224          | 149           | 1,241          |
| Coahuila            | 120,176          | 51,651           | 42,639           | 25,877           | 9            |           | 10,907         | 673           | 4,552          |
| Colima              | 30,508           | 12,349           | 10,537           | 7,542            | 80           |           | 3,090          | 189           | 1,091          |
| Chiapas             | 206,227          | 77,563           | 69,555           | 59,109           |              |           | 14,004         | 1,070         | 7,639          |
| Chihuahua           | 147,721          | 58,451           | 48,171           | 41,078           | 21           |           | 10,764         | 602           | 4,790          |
| Ciudad de México    | 449,729          | 188,289          | 141,576          | 119,735          | 78           | 51        | 41,095         | 604           | 12,318         |
| Durango             | 78,930           | 31,444           | 26,314           | 21,172           |              |           | 7,037          | 353           | 2,806          |
| Guanajuato          | 240,168          | 98,317           | 78,167           | 63,660           | 24           |           | 18,000         | 1,203         | 8,376          |
| Guerrero            | 138,170          | 52,834           | 46,795           | 38,541           |              |           | 10,300         | 852           | 4,943          |
| Hidalgo             | 142,093          | 55,297           | 47,578           | 39,218           |              |           | 11,277         | 551           | 4,822          |
| Jalisco             | 334,184          | 136,135          | 110,495          | 85,058           | 2,496        |           | 26,352         | 1,119         | 10,821         |
| México              | 675,989          | 261,888          | 225,829          | 188,272          |              |           | 60,784         | 2,194         | 20,310         |
| Michoacán           | 170,647          | 69,440           | 58,119           | 43,088           |              |           | 14,636         | 796           | 6,130          |
| Morelos             | 77,573           | 32,194           | 25,423           | 19,956           |              |           | 5,583          | 331           | 2,706          |
| Nayarit             | 56,204           | 23,943           | 19,499           | 12,756           | 6            |           | 4,935          | 302           | 2,076          |
| Nuevo León          | 200,484          | 94,655           | 76,237           | 29,436           | 156          |           | 15,140         | 564           | 6,288          |
| Oaxaca              | 147,671          | 56,849           | 50,068           | 40,729           | 25           |           | 11,497         | 802           | 5,295          |
| Puebla              | 281,412          | 107,127          | 95,505           | 78,780           |              |           | 16,865         | 1,784         | 9,790          |
| Querétaro           | 95,184           | 38,262           | 32,897           | 24,025           |              |           | 7,254          | 327           | 3,342          |
| Quintana Roo        | 73,372           | 28,001           | 25,916           | 19,455           |              |           | 6,235          | 291           | 2,255          |
| San Luis Potosí     | 101,107          | 41,252           | 36,380           | 23,475           |              |           | 8,355          | 501           | 3,090          |
| Sinaloa             | 141,619          | 54,936           | 47,753           | 38,917           | 13           |           | 11,710         | 561           | 4,446          |
| Sonora              | 123,022          | 47,220           | 42,243           | 33,559           |              |           | 10,531         | 385           | 3,625          |
| Tabasco             | 117,029          | 42,006           | 40,975           | 34,048           |              |           | 7,890          | 367           | 3,331          |
| Tamaulipas          | 141,720          | 56,513           | 49,124           | 36,083           |              |           | 13,005         | 500           | 4,480          |
| Tlaxcala            | 60,547           | 22,985           | 20,056           | 17,506           |              |           | 5,317          | 234           | 1,776          |
| Veracruz            | 309,309          | 126,173          | 103,243          | 79,891           | 2            |           | 28,575         | 1,810         | 10,925         |
| Yucatán             | 95,321           | 37,945           | 30,669           | 26,707           |              |           | 6,627          | 467           | 3,037          |
| Zacatecas           | 64,332           | 26,034           | 21,201           | 17,097           |              |           | 4,850          | 300           | 2,330          |
| <b>Nacional</b>     | <b>5,103,342</b> | <b>2,041,536</b> | <b>1,717,198</b> | <b>1,341,647</b> | <b>2,910</b> | <b>51</b> | <b>418,165</b> | <b>20,717</b> | <b>165,934</b> |

En las variables de escuelas, el total de éstas no corresponde a la suma de los servicios, debido a que en cada una de ellas se pueden atender más de un servicio.

\* Conjunto de individuos adscritos a un Centro de Trabajo, de acuerdo a la función que realizan en el mismo. A cada uno se le considera tantas veces como en centros de trabajo esté adscrito.

## Alumnos por sexo, sostenimiento y entidad federativa

| Entidad Federativa  | ALUMNOS POR SEXO |                  |                  | ALUMNOS POR SOSTENIMIENTO |                  |                |                |
|---------------------|------------------|------------------|------------------|---------------------------|------------------|----------------|----------------|
|                     | Total            | Mujeres          | Hombres          | Federal                   | Estatal          | Autónomo       | Particular     |
| Aguascalientes      | 58,034           | 30,483           | 27,551           | 18,553                    | 25,865           | 3,889          | 9,727          |
| Baja California     | 152,086          | 78,180           | 73,906           | 39,433                    | 79,995           |                | 32,658         |
| Baja California Sur | 36,012           | 18,425           | 17,587           | 10,874                    | 21,893           |                | 3,245          |
| Campeche            | 36,762           | 18,186           | 18,576           | 9,232                     | 19,830           | 5,204          | 2,496          |
| Coahuila            | 120,176          | 61,354           | 58,822           | 31,077                    | 43,208           | 9,413          | 36,478         |
| Colima              | 30,508           | 16,065           | 14,443           | 4,239                     | 5,774            | 15,078         | 5,417          |
| Chiapas             | 206,227          | 103,624          | 102,603          | 22,875                    | 172,312          |                | 11,040         |
| Chihuahua           | 147,721          | 77,569           | 70,152           | 35,556                    | 85,229           | 161            | 26,775         |
| Ciudad de México    | 449,729          | 225,198          | 224,531          | 287,709                   |                  | 94,172         | 67,848         |
| Durango             | 78,930           | 41,542           | 37,388           | 26,394                    | 38,184           | 4,776          | 9,576          |
| Guanajuato          | 240,168          | 126,784          | 113,384          | 42,391                    | 130,550          | 16,752         | 50,475         |
| Guerrero            | 138,170          | 72,121           | 66,049           | 25,760                    | 52,396           | 51,243         | 8,771          |
| Hidalgo             | 142,093          | 73,703           | 68,390           | 30,391                    | 71,721           | 21,709         | 18,272         |
| Jalisco             | 334,184          | 173,025          | 161,159          | 29,132                    | 60,141           | 189,497        | 55,414         |
| México              | 675,989          | 350,532          | 325,457          | 65,162                    | 481,764          | 36,647         | 92,416         |
| Michoacán           | 170,647          | 92,298           | 78,349           | 31,225                    | 92,143           | 11,598         | 35,681         |
| Morelos             | 77,573           | 40,592           | 36,981           | 25,073                    | 21,713           | 10,542         | 20,245         |
| Nayarit             | 56,204           | 29,439           | 26,765           | 13,750                    | 18,451           | 11,428         | 12,575         |
| Nuevo León          | 200,484          | 99,800           | 100,684          | 15,613                    | 58,638           | 79,567         | 46,666         |
| Oaxaca              | 147,671          | 77,310           | 70,361           | 45,863                    | 81,695           | 8,473          | 11,640         |
| Puebla              | 281,412          | 147,756          | 133,656          | 24,318                    | 188,719          | 24,408         | 43,967         |
| Querétaro           | 95,184           | 50,419           | 44,765           | 12,960                    | 49,100           | 8,173          | 24,951         |
| Quintana Roo        | 73,372           | 37,235           | 36,137           | 13,103                    | 49,999           |                | 10,270         |
| San Luis Potosí     | 101,107          | 52,044           | 49,063           | 21,499                    | 44,698           | 820            | 34,090         |
| Sinaloa             | 141,619          | 72,711           | 68,908           | 16,482                    | 47,483           | 62,893         | 14,761         |
| Sonora              | 123,022          | 62,712           | 60,310           | 35,182                    | 68,363           |                | 19,477         |
| Tabasco             | 117,029          | 58,198           | 58,831           | 17,721                    | 88,906           |                | 10,402         |
| Tamaulipas          | 141,720          | 72,343           | 69,377           | 60,272                    | 43,038           | 2,630          | 35,780         |
| Tlaxcala            | 60,547           | 30,775           | 29,772           | 13,980                    | 40,939           |                | 5,628          |
| Veracruz            | 309,309          | 159,392          | 149,917          | 65,787                    | 214,229          |                | 29,293         |
| Yucatán             | 95,321           | 48,478           | 46,843           | 14,731                    | 56,057           | 8,627          | 15,906         |
| Zacatecas           | 64,332           | 34,416           | 29,916           | 13,686                    | 36,012           | 11,479         | 3,155          |
| <b>Nacional</b>     | <b>5,103,342</b> | <b>2,632,709</b> | <b>2,470,633</b> | <b>1,120,023</b>          | <b>2,489,045</b> | <b>689,179</b> | <b>805,095</b> |

### Alumnos por sexo, sostenimiento y entidad federativa

| Entidad Federativa  | ALUMNOS POR SEXO |                  |                  | ALUMNOS POR SOSTENIMIENTO |                |                |                |
|---------------------|------------------|------------------|------------------|---------------------------|----------------|----------------|----------------|
|                     | Total            | Mujeres          | Hombres          | Federal                   | Estatal        | Autónomo       | Particular     |
| Aguascalientes      | 22,641           | 11,629           | 11,012           | 7,225                     | 10,160         | 1,313          | 3,943          |
| Baja California     | 60,942           | 30,730           | 30,212           | 15,318                    | 30,759         |                | 14,865         |
| Baja California Sur | 13,921           | 7,019            | 6,902            | 4,103                     | 8,530          |                | 1,288          |
| Campeche            | 14,279           | 6,924            | 7,355            | 3,640                     | 7,820          | 1,845          | 974            |
| Coahuila            | 51,651           | 26,090           | 25,561           | 12,918                    | 16,516         | 4,876          | 17,341         |
| Colima              | 12,349           | 6,385            | 5,964            | 1,783                     | 2,408          | 5,369          | 2,789          |
| Chiapas             | 77,563           | 38,438           | 39,125           | 8,900                     | 64,575         |                | 4,088          |
| Chihuahua           | 58,451           | 29,736           | 28,715           | 13,988                    | 32,916         | 63             | 11,484         |
| Ciudad de México    | 188,289          | 90,660           | 97,629           | 118,183                   |                | 40,657         | 29,449         |
| Durango             | 31,444           | 16,254           | 15,190           | 10,637                    | 15,070         | 1,825          | 3,912          |
| Guanajuato          | 98,317           | 50,514           | 47,803           | 17,083                    | 51,224         | 5,912          | 24,098         |
| Guerrero            | 52,834           | 27,246           | 25,588           | 10,210                    | 19,145         | 19,673         | 3,806          |
| Hidalgo             | 55,297           | 27,717           | 27,580           | 11,979                    | 27,436         | 8,366          | 7,516          |
| Jalisco             | 136,135          | 68,541           | 67,594           | 11,491                    | 23,751         | 76,243         | 24,650         |
| México              | 261,888          | 132,531          | 129,357          | 26,715                    | 181,851        | 15,099         | 38,223         |
| Michoacán           | 69,440           | 36,834           | 32,606           | 12,893                    | 37,312         | 4,911          | 14,324         |
| Morelos             | 32,194           | 16,423           | 15,771           | 10,139                    | 8,605          | 4,885          | 8,565          |
| Nayarit             | 23,943           | 12,306           | 11,637           | 5,649                     | 7,027          | 4,739          | 6,528          |
| Nuevo León          | 94,655           | 47,073           | 47,582           | 6,787                     | 23,350         | 40,982         | 23,536         |
| Oaxaca              | 56,849           | 29,035           | 27,814           | 17,603                    | 31,295         | 3,412          | 4,539          |
| Puebla              | 107,127          | 55,205           | 51,922           | 9,718                     | 70,645         | 9,127          | 17,637         |
| Querétaro           | 38,262           | 19,672           | 18,590           | 5,199                     | 19,212         | 3,034          | 10,817         |
| Quintana Roo        | 28,001           | 13,978           | 14,023           | 4,986                     | 18,876         |                | 4,139          |
| San Luis Potosí     | 41,252           | 20,759           | 20,493           | 8,641                     | 16,777         | 432            | 15,402         |
| Sinaloa             | 54,936           | 27,351           | 27,585           | 6,382                     | 17,785         | 25,283         | 5,486          |
| Sonora              | 47,220           | 23,660           | 23,560           | 13,535                    | 25,402         |                | 8,283          |
| Tabasco             | 42,006           | 20,740           | 21,266           | 6,644                     | 31,821         |                | 3,541          |
| Tamaulipas          | 56,513           | 28,541           | 27,972           | 22,844                    | 16,479         | 1,003          | 16,187         |
| Tlaxcala            | 22,985           | 11,372           | 11,613           | 5,249                     | 15,695         |                | 2,041          |
| Veracruz            | 126,173          | 63,771           | 62,402           | 25,057                    | 90,516         |                | 10,600         |
| Yucatán             | 37,945           | 18,755           | 19,190           | 6,409                     | 21,781         | 3,716          | 6,039          |
| Zacatecas           | 26,034           | 13,348           | 12,686           | 5,600                     | 14,170         | 5,083          | 1,181          |
| <b>Nacional</b>     | <b>2,041,536</b> | <b>1,029,237</b> | <b>1,012,299</b> | <b>447,508</b>            | <b>958,909</b> | <b>287,848</b> | <b>347,271</b> |

### Alumnos por sexo, sostenimiento y entidad federativa

| Entidad Federativa  | ALUMNOS POR SEXO |                |                | ALUMNOS POR SOSTENIMIENTO |                |                |                |
|---------------------|------------------|----------------|----------------|---------------------------|----------------|----------------|----------------|
|                     | Total            | Mujeres        | Hombres        | Federal                   | Estatal        | Autónomo       | Particular     |
| Aguascalientes      | 19,391           | 10,206         | 9,185          | 6,170                     | 8,518          | 1,287          | 3,416          |
| Baja California     | 50,255           | 25,872         | 24,383         | 13,182                    | 25,849         |                | 11,224         |
| Baja California Sur | 12,372           | 6,291          | 6,081          | 3,791                     | 7,397          |                | 1,184          |
| Campeche            | 12,216           | 6,118          | 6,098          | 3,213                     | 6,499          | 1,671          | 833            |
| Coahuila            | 42,639           | 22,081         | 20,558         | 10,224                    | 14,157         | 4,537          | 13,721         |
| Colima              | 10,537           | 5,519          | 5,018          | 1,295                     | 1,786          | 5,364          | 2,092          |
| Chiapas             | 69,555           | 35,006         | 34,549         | 7,811                     | 58,068         |                | 3,676          |
| Chihuahua           | 48,171           | 25,551         | 22,620         | 11,332                    | 28,156         | 51             | 8,632          |
| Ciudad de México    | 141,576          | 71,178         | 70,398         | 90,245                    |                | 28,646         | 22,685         |
| Durango             | 26,314           | 13,800         | 12,514         | 8,587                     | 12,700         | 1,728          | 3,299          |
| Guanajuato          | 78,167           | 41,343         | 36,824         | 13,748                    | 41,977         | 5,273          | 17,169         |
| Guerrero            | 46,795           | 24,297         | 22,498         | 8,613                     | 17,902         | 17,147         | 3,133          |
| Hidalgo             | 47,578           | 24,787         | 22,791         | 10,056                    | 24,510         | 6,932          | 6,080          |
| Jalisco             | 110,495          | 57,262         | 53,233         | 9,129                     | 20,755         | 60,664         | 19,947         |
| México              | 225,829          | 117,598        | 108,231        | 21,118                    | 161,262        | 11,629         | 31,820         |
| Michoacán           | 58,119           | 31,558         | 26,561         | 10,227                    | 30,906         | 3,922          | 13,064         |
| Morelos             | 25,423           | 13,522         | 11,901         | 8,349                     | 7,268          | 3,313          | 6,493          |
| Nayarit             | 19,499           | 10,230         | 9,269          | 4,461                     | 6,242          | 3,978          | 4,818          |
| Nuevo León          | 76,237           | 38,401         | 37,836         | 5,431                     | 20,209         | 33,444         | 17,153         |
| Oaxaca              | 50,068           | 26,197         | 23,871         | 15,941                    | 27,164         | 2,897          | 4,066          |
| Puebla              | 95,505           | 50,314         | 45,191         | 8,269                     | 63,711         | 8,108          | 15,417         |
| Querétaro           | 32,897           | 17,439         | 15,458         | 4,256                     | 17,044         | 2,774          | 8,823          |
| Quintana Roo        | 25,916           | 13,067         | 12,849         | 4,317                     | 18,151         |                | 3,448          |
| San Luis Potosí     | 36,380           | 18,812         | 17,568         | 7,169                     | 15,084         | 388            | 13,739         |
| Sinaloa             | 47,753           | 24,650         | 23,103         | 5,450                     | 16,049         | 21,058         | 5,196          |
| Sonora              | 42,243           | 21,510         | 20,733         | 11,895                    | 23,501         |                | 6,847          |
| Tabasco             | 40,975           | 20,378         | 20,597         | 6,113                     | 30,159         |                | 4,703          |
| Tamaulipas          | 49,124           | 24,837         | 24,287         | 20,190                    | 14,878         | 841            | 13,215         |
| Tlaxcala            | 20,056           | 10,274         | 9,782          | 4,635                     | 13,578         |                | 1,843          |
| Veracruz            | 103,243          | 53,688         | 49,555         | 21,967                    | 71,419         |                | 9,857          |
| Yucatán             | 30,669           | 15,619         | 15,050         | 4,869                     | 18,383         | 2,123          | 5,294          |
| Zacatecas           | 21,201           | 11,482         | 9,719          | 4,769                     | 11,902         | 3,444          | 1,086          |
| <b>Nacional</b>     | <b>1,717,198</b> | <b>888,887</b> | <b>828,311</b> | <b>366,822</b>            | <b>835,184</b> | <b>231,219</b> | <b>283,973</b> |

### Alumnos por sexo, sostenimiento y entidad federativa

| Entidad Federativa  | ALUMNOS POR SEXO |                |                | ALUMNOS POR SOSTENIMIENTO |                |                |                |
|---------------------|------------------|----------------|----------------|---------------------------|----------------|----------------|----------------|
|                     | Total            | Mujeres        | Hombres        | Federal                   | Estatal        | Autónomo       | Particular     |
| Aguascalientes      | 16,002           | 8,648          | 7,354          | 5,158                     | 7,187          | 1,289          | 2,368          |
| Baja California     | 40,889           | 21,578         | 19,311         | 10,933                    | 23,387         |                | 6,569          |
| Baja California Sur | 9,719            | 5,115          | 4,604          | 2,980                     | 5,966          |                | 773            |
| Campeche            | 10,267           | 5,144          | 5,123          | 2,379                     | 5,511          | 1,688          | 689            |
| Coahuila            | 25,877           | 13,180         | 12,697         | 7,935                     | 12,535         |                | 5,407          |
| Colima              | 7,542            | 4,096          | 3,446          | 1,161                     | 1,580          | 4,265          | 536            |
| Chiapas             | 59,109           | 30,180         | 28,929         | 6,164                     | 49,669         |                | 3,276          |
| Chihuahua           | 41,078           | 22,266         | 18,812         | 10,236                    | 24,157         | 26             | 6,659          |
| Ciudad de México    | 119,735          | 63,296         | 56,439         | 79,152                    |                | 24,869         | 15,714         |
| Durango             | 21,172           | 11,488         | 9,684          | 7,170                     | 10,414         | 1,223          | 2,365          |
| Guanajuato          | 63,660           | 34,920         | 28,740         | 11,560                    | 37,349         | 5,567          | 9,184          |
| Guerrero            | 38,541           | 20,578         | 17,963         | 6,937                     | 15,349         | 14,423         | 1,832          |
| Hidalgo             | 39,218           | 21,199         | 18,019         | 8,356                     | 19,775         | 6,411          | 4,676          |
| Jalisco             | 85,058           | 46,280         | 38,778         | 7,578                     | 15,635         | 51,040         | 10,805         |
| México              | 188,272          | 100,403        | 87,869         | 17,329                    | 138,651        | 9,919          | 22,373         |
| Michoacán           | 43,088           | 23,906         | 19,182         | 8,105                     | 23,925         | 2,765          | 8,293          |
| Morelos             | 19,956           | 10,647         | 9,309          | 6,585                     | 5,840          | 2,344          | 5,187          |
| Nayarit             | 12,756           | 6,901          | 5,855          | 3,640                     | 5,182          | 2,711          | 1,223          |
| Nuevo León          | 29,436           | 14,223         | 15,213         | 3,376                     | 15,079         | 5,107          | 5,874          |
| Oaxaca              | 40,729           | 22,076         | 18,653         | 12,319                    | 23,236         | 2,139          | 3,035          |
| Puebla              | 78,780           | 42,237         | 36,543         | 6,331                     | 54,363         | 7,173          | 10,913         |
| Querétaro           | 24,025           | 13,308         | 10,717         | 3,505                     | 12,844         | 2,365          | 5,311          |
| Quintana Roo        | 19,455           | 10,190         | 9,265          | 3,800                     | 12,972         |                | 2,683          |
| San Luis Potosí     | 23,475           | 12,473         | 11,002         | 5,689                     | 12,837         |                | 4,949          |
| Sinaloa             | 38,917           | 20,703         | 18,214         | 4,650                     | 13,636         | 16,552         | 4,079          |
| Sonora              | 33,559           | 17,542         | 16,017         | 9,752                     | 19,460         |                | 4,347          |
| Tabasco             | 34,048           | 17,080         | 16,968         | 4,964                     | 26,926         |                | 2,158          |
| Tamaulipas          | 36,083           | 18,965         | 17,118         | 17,238                    | 11,681         | 786            | 6,378          |
| Tlaxcala            | 17,506           | 9,129          | 8,377          | 4,096                     | 11,666         |                | 1,744          |
| Veracruz            | 79,891           | 41,931         | 37,960         | 18,763                    | 52,292         |                | 8,836          |
| Yucatán             | 26,707           | 14,104         | 12,603         | 3,453                     | 15,893         | 2,788          | 4,573          |
| Zacatecas           | 17,097           | 9,586          | 7,511          | 3,317                     | 9,940          | 2,952          | 888            |
| <b>Nacional</b>     | <b>1,341,647</b> | <b>713,372</b> | <b>628,275</b> | <b>304,611</b>            | <b>694,937</b> | <b>168,402</b> | <b>173,697</b> |

## Alumnos por sexo, sostenimiento y entidad federativa

| Entidad Federativa  | ALUMNOS POR SEXO |              |              | ALUMNOS POR SOSTENIMIENTO |           |              |            |
|---------------------|------------------|--------------|--------------|---------------------------|-----------|--------------|------------|
|                     | Total            | Mujeres      | Hombres      | Federal                   | Estatal   | Autónomo     | Particular |
| Aguascalientes      |                  |              |              |                           |           |              |            |
| Baja California     |                  |              |              |                           |           |              |            |
| Baja California Sur |                  |              |              |                           |           |              |            |
| Campeche            |                  |              |              |                           |           |              |            |
| Coahuila            | 9                | 3            | 6            |                           |           |              | 9          |
| Colima              | 80               | 65           | 15           |                           |           | 80           |            |
| Chiapas             |                  |              |              |                           |           |              |            |
| Chihuahua           | 21               | 16           | 5            |                           |           | 21           |            |
| Ciudad de México    | 78               | 32           | 46           | 78                        |           |              |            |
| Durango             |                  |              |              |                           |           |              |            |
| Guanajuato          | 24               | 7            | 17           |                           |           |              | 24         |
| Guerrero            |                  |              |              |                           |           |              |            |
| Hidalgo             |                  |              |              |                           |           |              |            |
| Jalisco             | 2,496            | 942          | 1,554        | 934                       |           | 1,550        | 12         |
| México              |                  |              |              |                           |           |              |            |
| Michoacán           |                  |              |              |                           |           |              |            |
| Morelos             |                  |              |              |                           |           |              |            |
| Nayarit             | 6                | 2            | 4            |                           |           |              | 6          |
| Nuevo León          | 156              | 103          | 53           | 19                        |           | 34           | 103        |
| Oaxaca              | 25               | 2            | 23           |                           |           | 25           |            |
| Puebla              |                  |              |              |                           |           |              |            |
| Querétaro           |                  |              |              |                           |           |              |            |
| Quintana Roo        |                  |              |              |                           |           |              |            |
| San Luis Potosí     |                  |              |              |                           |           |              |            |
| Sinaloa             | 13               | 7            | 6            |                           | 13        |              |            |
| Sonora              |                  |              |              |                           |           |              |            |
| Tabasco             |                  |              |              |                           |           |              |            |
| Tamaulipas          |                  |              |              |                           |           |              |            |
| Tlaxcala            |                  |              |              |                           |           |              |            |
| Veracruz            | 2                | 2            |              |                           | 2         |              |            |
| Yucatán             |                  |              |              |                           |           |              |            |
| Zacatecas           |                  |              |              |                           |           |              |            |
| <b>Nacional</b>     | <b>2,910</b>     | <b>1,181</b> | <b>1,729</b> | <b>1,031</b>              | <b>15</b> | <b>1,710</b> | <b>154</b> |

### Alumnos por sexo, sostenimiento y entidad federativa

| Entidad Federativa  | ALUMNOS POR SEXO |           |           | ALUMNOS POR SOSTENIMIENTO |         |          |            |
|---------------------|------------------|-----------|-----------|---------------------------|---------|----------|------------|
|                     | Total            | Mujeres   | Hombres   | Federal                   | Estatal | Autónomo | Particular |
| Aguascalientes      |                  |           |           |                           |         |          |            |
| Baja California     |                  |           |           |                           |         |          |            |
| Baja California Sur |                  |           |           |                           |         |          |            |
| Campeche            |                  |           |           |                           |         |          |            |
| Coahuila            |                  |           |           |                           |         |          |            |
| Colima              |                  |           |           |                           |         |          |            |
| Chiapas             |                  |           |           |                           |         |          |            |
| Chihuahua           |                  |           |           |                           |         |          |            |
| Ciudad de México    | 51               | 32        | 19        | 51                        |         |          |            |
| Durango             |                  |           |           |                           |         |          |            |
| Guanajuato          |                  |           |           |                           |         |          |            |
| Guerrero            |                  |           |           |                           |         |          |            |
| Hidalgo             |                  |           |           |                           |         |          |            |
| Jalisco             |                  |           |           |                           |         |          |            |
| México              |                  |           |           |                           |         |          |            |
| Michoacán           |                  |           |           |                           |         |          |            |
| Morelos             |                  |           |           |                           |         |          |            |
| Nayarit             |                  |           |           |                           |         |          |            |
| Nuevo León          |                  |           |           |                           |         |          |            |
| Oaxaca              |                  |           |           |                           |         |          |            |
| Puebla              |                  |           |           |                           |         |          |            |
| Querétaro           |                  |           |           |                           |         |          |            |
| Quintana Roo        |                  |           |           |                           |         |          |            |
| San Luis Potosí     |                  |           |           |                           |         |          |            |
| Sinaloa             |                  |           |           |                           |         |          |            |
| Sonora              |                  |           |           |                           |         |          |            |
| Tabasco             |                  |           |           |                           |         |          |            |
| Tamaulipas          |                  |           |           |                           |         |          |            |
| Tlaxcala            |                  |           |           |                           |         |          |            |
| Veracruz            |                  |           |           |                           |         |          |            |
| Yucatán             |                  |           |           |                           |         |          |            |
| Zacatecas           |                  |           |           |                           |         |          |            |
| <b>Nacional</b>     | <b>51</b>        | <b>32</b> | <b>19</b> | <b>51</b>                 |         |          |            |

## Docentes\* por sexo, sostenimiento y entidad federativa

| Entidad Federativa  | DOCENTES POR SEXO |                |                | DOCENTES POR SOSTENIMIENTO |                |               |               |
|---------------------|-------------------|----------------|----------------|----------------------------|----------------|---------------|---------------|
|                     | Total             | Mujeres        | Hombres        | Federal                    | Estatal        | Autónomo      | Particular    |
| Aguascalientes      | 6,012             | 3,152          | 2,860          | 1,939                      | 2,363          | 270           | 1,440         |
| Baja California     | 13,377            | 7,144          | 6,233          | 2,484                      | 7,724          |               | 3,169         |
| Baja California Sur | 2,937             | 1,371          | 1,566          | 981                        | 1,423          |               | 533           |
| Campeche            | 3,224             | 1,383          | 1,841          | 952                        | 1,510          | 252           | 510           |
| Coahuila            | 10,907            | 5,687          | 5,220          | 3,153                      | 2,877          | 499           | 4,378         |
| Colima              | 3,090             | 1,526          | 1,564          | 608                        | 563            | 1,069         | 850           |
| Chiapas             | 14,004            | 5,774          | 8,230          | 2,287                      | 9,650          |               | 2,067         |
| Chihuahua           | 10,764            | 5,635          | 5,129          | 2,992                      | 5,142          | 33            | 2,597         |
| Ciudad de México    | 41,095            | 21,083         | 20,012         | 23,543                     |                | 9,062         | 8,490         |
| Durango             | 7,037             | 3,183          | 3,854          | 2,717                      | 2,736          | 476           | 1,108         |
| Guanajuato          | 18,000            | 9,092          | 8,908          | 3,637                      | 7,540          | 1,038         | 5,785         |
| Guerrero            | 10,300            | 4,464          | 5,836          | 2,993                      | 3,901          | 2,255         | 1,151         |
| Hidalgo             | 11,277            | 5,904          | 5,373          | 2,893                      | 4,964          | 1,213         | 2,207         |
| Jalisco             | 26,352            | 12,356         | 13,996         | 3,115                      | 5,669          | 11,485        | 6,083         |
| México              | 60,784            | 33,156         | 27,628         | 4,087                      | 42,215         | 3,921         | 10,561        |
| Michoacán           | 14,636            | 6,831          | 7,805          | 3,103                      | 6,274          | 656           | 4,603         |
| Morelos             | 5,583             | 2,992          | 2,591          | 1,230                      | 1,031          | 602           | 2,720         |
| Nayarit             | 4,935             | 2,328          | 2,607          | 1,533                      | 1,639          | 523           | 1,240         |
| Nuevo León          | 15,140            | 8,009          | 7,131          | 1,812                      | 4,083          | 5,091         | 4,154         |
| Oaxaca              | 11,497            | 5,346          | 6,151          | 4,680                      | 4,403          | 938           | 1,476         |
| Puebla              | 16,865            | 9,142          | 7,723          | 1,285                      | 9,294          | 1,121         | 5,165         |
| Querétaro           | 7,254             | 3,838          | 3,416          | 897                        | 2,851          | 572           | 2,934         |
| Quintana Roo        | 6,235             | 2,975          | 3,260          | 1,287                      | 3,806          |               | 1,142         |
| San Luis Potosí     | 8,355             | 4,067          | 4,288          | 2,202                      | 2,092          | 82            | 3,979         |
| Sinaloa             | 11,710            | 5,953          | 5,757          | 1,651                      | 4,311          | 3,962         | 1,786         |
| Sonora              | 10,531            | 5,532          | 4,999          | 3,063                      | 5,320          |               | 2,148         |
| Tabasco             | 7,890             | 3,551          | 4,339          | 1,598                      | 4,929          |               | 1,363         |
| Tamaulipas          | 13,005            | 6,488          | 6,517          | 5,273                      | 3,464          | 200           | 4,068         |
| Tlaxcala            | 5,317             | 2,712          | 2,605          | 1,178                      | 3,201          |               | 938           |
| Veracruz            | 28,575            | 14,814         | 13,761         | 7,326                      | 16,209         |               | 5,040         |
| Yucatán             | 6,627             | 3,223          | 3,404          | 1,439                      | 3,190          | 321           | 1,677         |
| Zacatecas           | 4,850             | 2,317          | 2,533          | 1,568                      | 2,238          | 415           | 629           |
| <b>Nacional</b>     | <b>418,165</b>    | <b>211,028</b> | <b>207,137</b> | <b>99,506</b>              | <b>176,612</b> | <b>46,056</b> | <b>95,991</b> |

\* Conjunto de individuos adscritos a un centro de trabajo, de acuerdo a la función que realizan en el mismo. A cada uno se le considera tantas veces como en centros de trabajo esté adscrito.

## Escuelas por sostenimiento y entidad federativa

| Entidad Federativa  | ESCUELAS      |              |               |              |              |
|---------------------|---------------|--------------|---------------|--------------|--------------|
|                     | Total         | Federal      | Estatad       | Autónomo     | Particular   |
| Aguascalientes      | 289           | 33           | 163           | 4            | 89           |
| Baja California     | 391           | 45           | 142           |              | 204          |
| Baja California Sur | 156           | 18           | 103           |              | 35           |
| Campeche            | 149           | 18           | 82            | 4            | 45           |
| Coahuila            | 673           | 42           | 296           | 16           | 319          |
| Colima              | 189           | 10           | 53            | 53           | 73           |
| Chiapas             | 1,070         | 42           | 878           |              | 150          |
| Chihuahua           | 602           | 44           | 355           | 1            | 202          |
| Ciudad de México    | 604           | 233          |               | 22           | 349          |
| Durango             | 353           | 42           | 226           | 4            | 81           |
| Guanajuato          | 1,203         | 63           | 728           | 17           | 395          |
| Guerrero            | 852           | 64           | 555           | 133          | 100          |
| Hidalgo             | 551           | 36           | 359           | 15           | 141          |
| Jalisco             | 1,119         | 53           | 271           | 354          | 441          |
| México              | 2,194         | 69           | 1,584         | 20           | 521          |
| Michoacán           | 796           | 53           | 454           | 8            | 281          |
| Morelos             | 331           | 32           | 57            | 13           | 229          |
| Nayarit             | 302           | 30           | 144           | 18           | 110          |
| Nuevo León          | 564           | 27           | 177           | 88           | 272          |
| Oaxaca              | 802           | 86           | 590           | 16           | 110          |
| Puebla              | 1,784         | 35           | 1,285         | 32           | 432          |
| Querétaro           | 327           | 16           | 135           | 18           | 158          |
| Quintana Roo        | 291           | 25           | 189           |              | 77           |
| San Luis Potosí     | 501           | 36           | 143           | 2            | 320          |
| Sinaloa             | 561           | 28           | 259           | 161          | 113          |
| Sonora              | 385           | 59           | 175           |              | 151          |
| Tabasco             | 367           | 28           | 259           |              | 80           |
| Tamaulipas          | 500           | 78           | 149           | 4            | 269          |
| Tlaxcala            | 234           | 19           | 137           |              | 78           |
| Veracruz            | 1,810         | 105          | 1,342         |              | 363          |
| Yucatán             | 467           | 29           | 329           | 5            | 104          |
| Zacatecas           | 300           | 27           | 207           | 16           | 50           |
| <b>Nacional</b>     | <b>20,717</b> | <b>1,525</b> | <b>11,826</b> | <b>1,024</b> | <b>6,342</b> |

## Grupos por sostenimiento y entidad federativa

| Entidad Federativa  | GRUPOS         |               |               |               |               |
|---------------------|----------------|---------------|---------------|---------------|---------------|
|                     | Total          | Federal       | Estatad       | Autónomo      | Particular    |
| Aguascalientes      | 1,977          | 454           | 908           | 158           | 457           |
| Baja California     | 4,194          | 978           | 1,913         |               | 1,303         |
| Baja California Sur | 1,132          | 310           | 672           |               | 150           |
| Campeche            | 1,241          | 291           | 676           | 131           | 143           |
| Coahuila            | 4,552          | 821           | 1,497         | 577           | 1,657         |
| Colima              | 1,091          | 155           | 225           | 378           | 333           |
| Chiapas             | 7,639          | 656           | 6,328         |               | 655           |
| Chihuahua           | 4,790          | 860           | 2,713         | 6             | 1,211         |
| Ciudad de México    | 12,318         | 7,429         |               | 1,063         | 3,826         |
| Durango             | 2,806          | 754           | 1,467         | 116           | 469           |
| Guanajuato          | 8,376          | 1,030         | 4,132         | 438           | 2,776         |
| Guerrero            | 4,943          | 781           | 2,295         | 1,469         | 398           |
| Hidalgo             | 4,822          | 760           | 2,547         | 599           | 916           |
| Jalisco             | 10,821         | 957           | 1,992         | 5,321         | 2,551         |
| México              | 20,310         | 1,648         | 12,408        | 725           | 5,529         |
| Michoacán           | 6,130          | 909           | 3,299         | 260           | 1,662         |
| Morelos             | 2,706          | 650           | 530           | 279           | 1,247         |
| Nayarit             | 2,076          | 437           | 683           | 343           | 613           |
| Nuevo León          | 6,288          | 455           | 1,735         | 2,092         | 2,006         |
| Oaxaca              | 5,295          | 1,448         | 3,084         | 241           | 522           |
| Puebla              | 9,790          | 590           | 6,471         | 668           | 2,061         |
| Querétaro           | 3,342          | 299           | 1,258         | 202           | 1,583         |
| Quintana Roo        | 2,255          | 355           | 1,462         |               | 438           |
| San Luis Potosí     | 3,090          | 564           | 1,197         | 20            | 1,309         |
| Sinaloa             | 4,446          | 459           | 1,766         | 1,613         | 608           |
| Sonora              | 3,625          | 936           | 1,896         |               | 793           |
| Tabasco             | 3,331          | 434           | 2,437         |               | 460           |
| Tamaulipas          | 4,480          | 1,501         | 1,283         | 80            | 1,616         |
| Tlaxcala            | 1,776          | 340           | 1,148         |               | 288           |
| Veracruz            | 10,925         | 1,735         | 7,291         |               | 1,899         |
| Yucatán             | 3,037          | 471           | 1,785         | 177           | 604           |
| Zacatecas           | 2,330          | 417           | 1,356         | 361           | 196           |
| <b>Nacional</b>     | <b>165,934</b> | <b>29,884</b> | <b>78,454</b> | <b>17,317</b> | <b>40,279</b> |

### Alumnos por sexo, sostenimiento y entidad federativa

| Entidad Federativa  | ALUMNOS POR SEXO |                |                | ALUMNOS POR SOSTENIMIENTO |                |              |               |
|---------------------|------------------|----------------|----------------|---------------------------|----------------|--------------|---------------|
|                     | Total            | Mujeres        | Hombres        | Federal                   | Estatal        | Autónomo     | Particular    |
| Aguascalientes      | 2,384            | 1,222          | 1,162          | 1,925                     |                |              | 459           |
| Baja California     | 8,280            | 4,395          | 3,885          | 434                       | 7,250          |              | 596           |
| Baja California Sur | 2,439            | 1,253          | 1,186          | 2,078                     | 361            |              |               |
| Campeche            | 1,934            | 927            | 1,007          | 206                       | 1,728          |              |               |
| Coahuila            | 16,445           | 10,459         | 5,986          | 580                       | 12,864         | 2,021        | 980           |
| Colima              | 2,030            | 1,029          | 1,001          | 407                       | 1,313          |              | 310           |
| Chiapas             | 4,063            | 2,099          | 1,964          | 365                       | 3,698          |              |               |
| Chihuahua           | 11,308           | 6,112          | 5,196          | 579                       | 10,708         | 21           |               |
| Ciudad de México    | 186,484          | 121,744        | 64,740         | 185,791                   |                |              | 693           |
| Durango             | 1,334            | 734            | 600            | 1,234                     |                |              | 100           |
| Guanajuato          | 15,420           | 7,677          | 7,743          | 14,218                    | 111            |              | 1,091         |
| Guerrero            | 6,153            | 2,842          | 3,311          | 2,784                     | 1,274          | 1,008        | 1,087         |
| Hidalgo             | 4,610            | 2,146          | 2,464          | 408                       | 4,202          |              |               |
| Jalisco             | 10,508           | 5,177          | 5,331          | 663                       | 8,651          | 191          | 1,003         |
| México              | 13,217           | 6,860          | 6,357          | 11,945                    | 995            | 277          |               |
| Michoacán           | 1,986            | 1,090          | 896            | 173                       | 1,310          |              | 503           |
| Morelos             | 5,672            | 2,857          | 2,815          | 108                       | 797            |              | 4,767         |
| Nayarit             | 1,231            | 637            | 594            | 926                       |                |              | 305           |
| Nuevo León          | 54,505           | 28,260         | 26,245         | 547                       | 52,192         | 162          | 1,604         |
| Oaxaca              | 3,673            | 1,832          | 1,841          | 158                       | 3,363          | 136          | 16            |
| Puebla              | 7,607            | 3,766          | 3,841          | 609                       | 6,775          | 111          | 112           |
| Querétaro           | 1,372            | 584            | 788            | 206                       | 1,050          |              | 116           |
| Quintana Roo        | 1,966            | 901            | 1,065          | 220                       | 844            |              | 902           |
| San Luis Potosí     | 7,160            | 3,453          | 3,707          | 3,822                     |                |              | 3,338         |
| Sinaloa             | 9,851            | 5,225          | 4,626          | 543                       | 5,472          | 139          | 3,697         |
| Sonora              | 7,575            | 3,851          | 3,724          | 635                       | 6,912          |              | 28            |
| Tabasco             | 1,648            | 832            | 816            | 363                       | 1,285          |              |               |
| Tamaulipas          | 2,823            | 1,290          | 1,533          | 587                       | 1,906          |              | 330           |
| Tlaxcala            | 1,112            | 501            | 611            | 199                       | 900            |              | 13            |
| Veracruz            | 5,457            | 2,660          | 2,797          | 1,700                     | 3,757          |              |               |
| Yucatán             | 2,689            | 1,418          | 1,271          | 108                       | 2,217          | 364          |               |
| Zacatecas           | 2,294            | 1,235          | 1,059          | 202                       | 2,092          |              |               |
| <b>Nacional</b>     | <b>405,230</b>   | <b>235,068</b> | <b>170,162</b> | <b>234,723</b>            | <b>144,027</b> | <b>4,430</b> | <b>22,050</b> |

### Docentes\* por sexo, sostenimiento y entidad federativa

| Entidad Federativa  | DOCENTES POR SEXO |              |              | DOCENTES POR SOSTENIMIENTO |              |            |              |
|---------------------|-------------------|--------------|--------------|----------------------------|--------------|------------|--------------|
|                     | Total             | Mujeres      | Hombres      | Federal                    | Estatal      | Autónomo   | Particular   |
| Aguascalientes      | 111               | 65           | 46           | 38                         |              |            | 73           |
| Baja California     | 102               | 60           | 42           | 33                         | 6            |            | 63           |
| Baja California Sur | 38                | 21           | 17           | 22                         | 16           |            |              |
| Campeche            | 28                | 21           | 7            | 20                         | 8            |            |              |
| Coahuila            | 782               | 459          | 323          | 40                         | 510          | 163        | 69           |
| Colima              | 53                | 36           | 17           | 26                         | 2            |            | 25           |
| Chiapas             | 491               | 224          | 267          | 26                         | 465          |            |              |
| Chihuahua           | 79                | 56           | 23           | 27                         | 45           | 7          |              |
| Ciudad de México    | 2,796             | 1,706        | 1,090        | 2,724                      |              |            | 72           |
| Durango             | 42                | 27           | 15           | 22                         |              |            | 20           |
| Guanajuato          | 354               | 187          | 167          | 237                        | 33           |            | 84           |
| Guerrero            | 264               | 127          | 137          | 58                         | 7            | 141        | 58           |
| Hidalgo             | 63                | 49           | 14           | 39                         | 24           |            |              |
| Jalisco             | 301               | 157          | 144          | 106                        | 1            | 45         | 149          |
| México              | 139               | 87           | 52           | 70                         | 19           | 50         |              |
| Michoacán           | 182               | 96           | 86           | 30                         | 17           |            | 135          |
| Morelos             | 324               | 159          | 165          | 7                          | 9            |            | 308          |
| Nayarit             | 51                | 26           | 25           | 21                         |              |            | 30           |
| Nuevo León          | 486               | 319          | 167          | 27                         | 319          | 38         | 102          |
| Oaxaca              | 43                | 22           | 21           | 12                         | 1            | 20         | 10           |
| Puebla              | 72                | 48           | 24           | 39                         | 18           | 9          | 6            |
| Querétaro           | 51                | 30           | 21           | 19                         | 3            |            | 29           |
| Quintana Roo        | 108               | 59           | 49           | 23                         | 2            |            | 83           |
| San Luis Potosí     | 82                | 40           | 42           | 24                         |              |            | 58           |
| Sinaloa             | 145               | 84           | 61           | 45                         | 3            | 26         | 71           |
| Sonora              | 62                | 43           | 19           | 53                         | 4            |            | 5            |
| Tabasco             | 37                | 21           | 16           | 18                         | 19           |            |              |
| Tamaulipas          | 94                | 54           | 40           | 53                         | 1            |            | 40           |
| Tlaxcala            | 33                | 16           | 17           | 15                         | 2            |            | 16           |
| Veracruz            | 148               | 103          | 45           | 83                         | 65           |            |              |
| Yucatán             | 44                | 35           | 9            | 12                         | 12           | 20         |              |
| Zacatecas           | 56                | 30           | 26           | 20                         | 36           |            |              |
| <b>Nacional</b>     | <b>7,661</b>      | <b>4,467</b> | <b>3,194</b> | <b>3,989</b>               | <b>1,647</b> | <b>519</b> | <b>1,506</b> |

\* Conjunto de individuos adscritos a un centro de trabajo, de acuerdo a la función que realizan en el mismo. A cada uno se le considera tantas veces como en centros de trabajo esté adscrito.

## Escuelas por sostenimiento y entidad federativa

| Entidad Federativa  | ESCUELAS   |            |           |           |            |
|---------------------|------------|------------|-----------|-----------|------------|
|                     | Total      | Federal    | Estatad   | Autónomo  | Particular |
| Aguascalientes      | 18         | 8          |           |           | 10         |
| Baja California     | 17         | 9          | 1         |           | 7          |
| Baja California Sur | 7          | 6          | 1         |           |            |
| Campeche            | 7          | 5          | 2         |           |            |
| Coahuila            | 29         | 11         | 4         | 5         | 9          |
| Colima              | 8          | 6          | 1         |           | 1          |
| Chiapas             | 9          | 7          | 2         |           |            |
| Chihuahua           | 13         | 9          | 3         | 1         |            |
| Ciudad de México    | 42         | 35         |           |           | 7          |
| Durango             | 6          | 5          |           |           | 1          |
| Guanajuato          | 19         | 12         | 1         |           | 6          |
| Guerrero            | 26         | 16         | 1         | 4         | 5          |
| Hidalgo             | 11         | 10         | 1         |           |            |
| Jalisco             | 35         | 15         | 1         | 1         | 18         |
| México              | 22         | 20         | 1         | 1         |            |
| Michoacán           | 27         | 8          | 2         |           | 17         |
| Morelos             | 40         | 2          | 1         |           | 37         |
| Nayarit             | 13         | 6          |           |           | 7          |
| Nuevo León          | 21         | 8          | 2         | 2         | 9          |
| Oaxaca              | 6          | 3          | 1         | 1         | 1          |
| Puebla              | 13         | 9          | 1         | 1         | 2          |
| Querétaro           | 9          | 5          | 1         |           | 3          |
| Quintana Roo        | 15         | 5          | 1         |           | 9          |
| San Luis Potosí     | 13         | 7          |           |           | 6          |
| Sinaloa             | 18         | 11         | 1         | 1         | 5          |
| Sonora              | 16         | 14         | 1         |           | 1          |
| Tabasco             | 7          | 5          | 2         |           |            |
| Tamaulipas          | 22         | 14         | 1         |           | 7          |
| Tlaxcala            | 8          | 4          | 1         |           | 3          |
| Veracruz            | 23         | 20         | 3         |           |            |
| Yucatán             | 5          | 3          | 1         | 1         |            |
| Zacatecas           | 7          | 5          | 2         |           |            |
| <b>Nacional</b>     | <b>532</b> | <b>303</b> | <b>40</b> | <b>18</b> | <b>171</b> |

### Cobertura

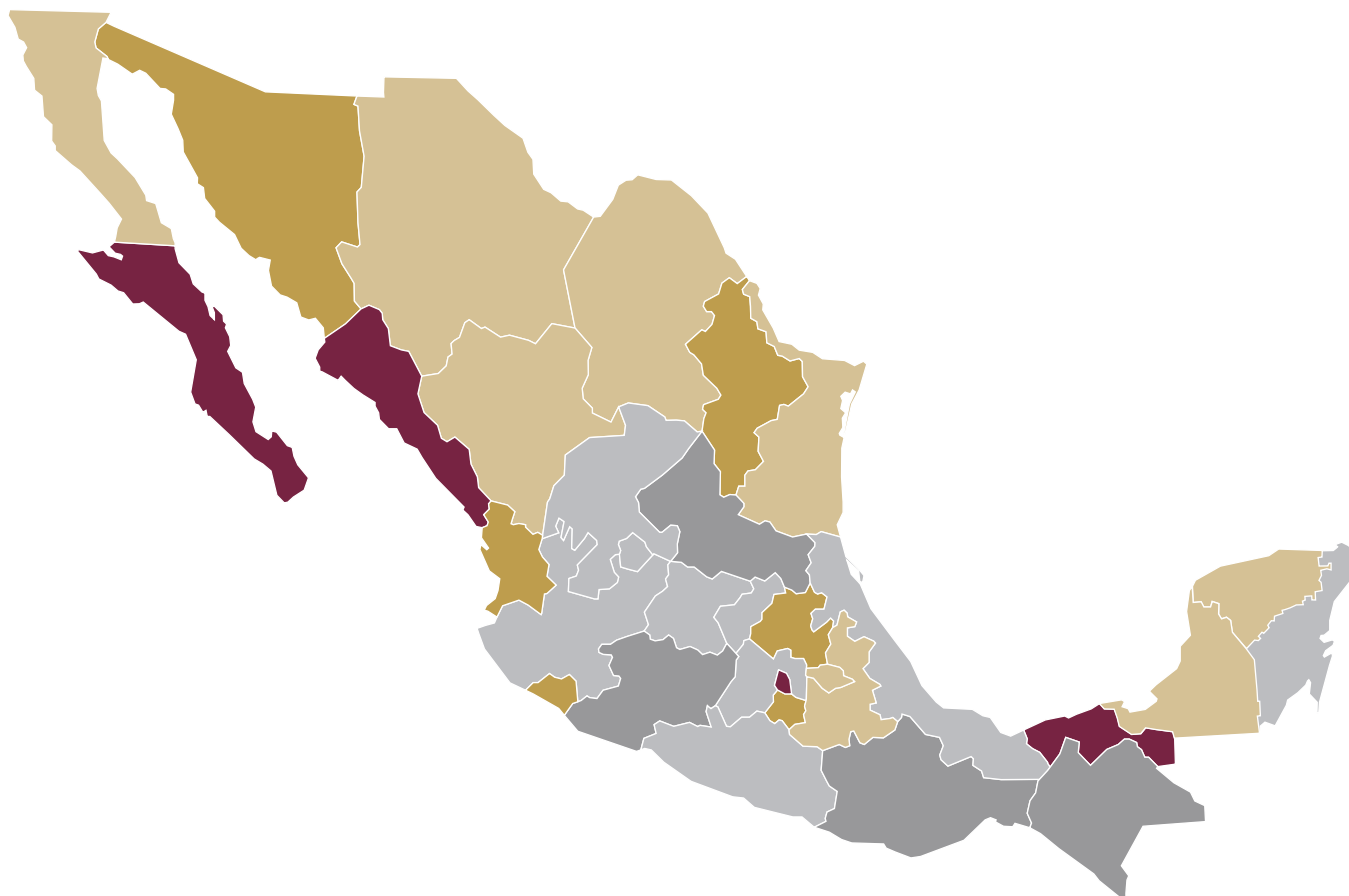
| 85.2 a 166.0        |       | 81.0 a 85.1 |      | 76.4 a 80.9     |      |
|---------------------|-------|-------------|------|-----------------|------|
| Ciudad de México    | 166.0 | Nuevo León  | 85.1 | Coahuila        | 80.9 |
| Sinaloa             | 93.2  | Colima      | 84.7 | Tlaxcala        | 80.7 |
| Tabasco             | 88.9  | Hidalgo     | 83.2 | Yucatán         | 80.6 |
| Baja California Sur | 87.5  | Nayarit     | 81.9 | Baja California | 80.0 |
|                     |       | Morelos     | 81.2 | Campeche        | 78.7 |
|                     |       | Sonora      | 81.1 | Durango         | 76.9 |
|                     |       |             |      | Chihuahua       | 76.8 |
|                     |       |             |      | Puebla          | 76.8 |
|                     |       |             |      | Tamaulipas      | 76.5 |

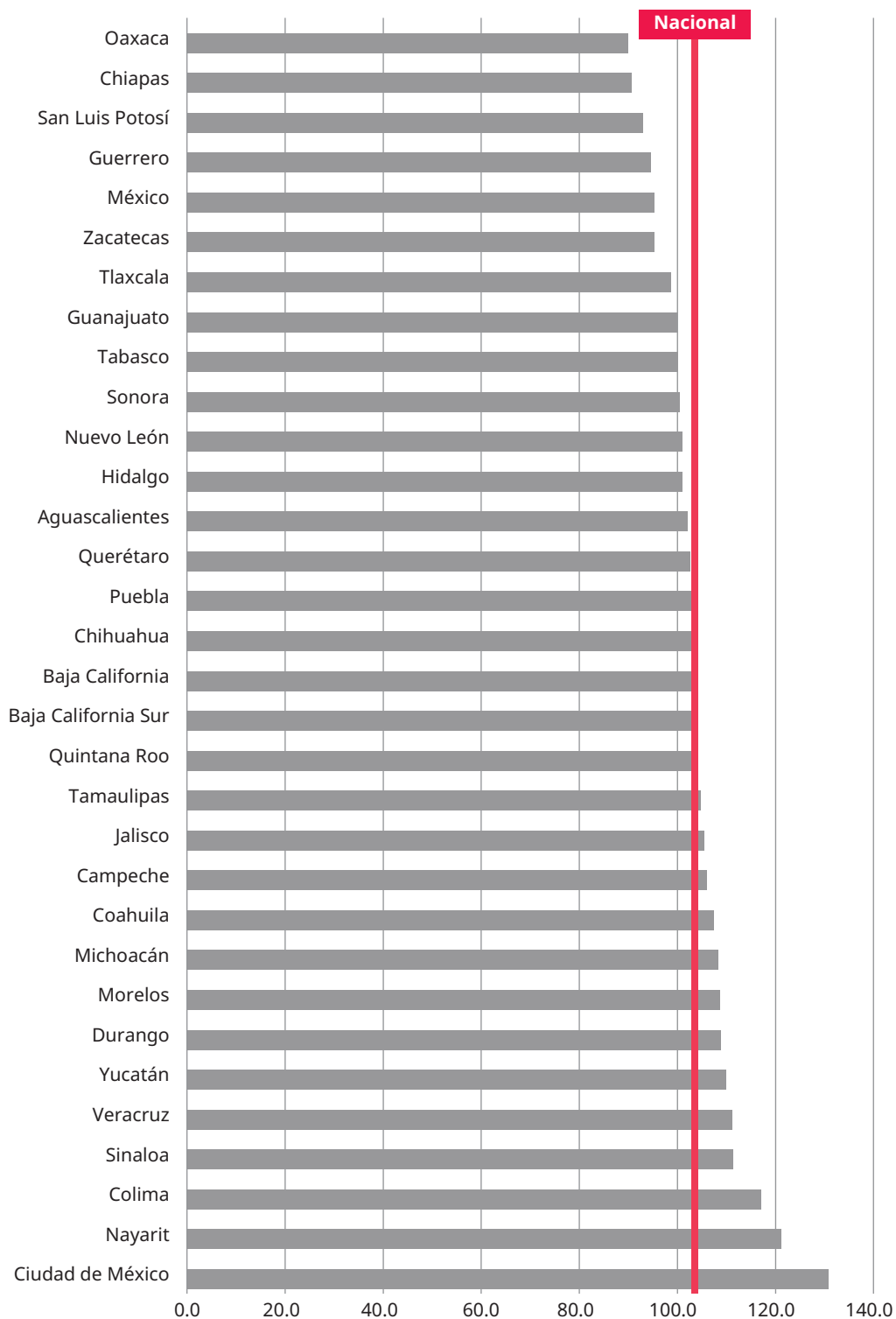
| 69.9 a 76.3    |      | 59.8 a 69.8     |      |
|----------------|------|-----------------|------|
| Jalisco        | 76.3 | San Luis Potosí | 69.8 |
| México         | 76.2 | Michoacán       | 65.6 |
| Quintana Roo   | 76.1 | Oaxaca          | 64.1 |
| Querétaro      | 75.6 | Chiapas         | 59.8 |
| Veracruz       | 75.2 |                 |      |
| Guanajuato     | 74.9 |                 |      |
| Aguascalientes | 73.9 |                 |      |
| Zacatecas      | 72.5 |                 |      |
| Guerrero       | 70.1 |                 |      |

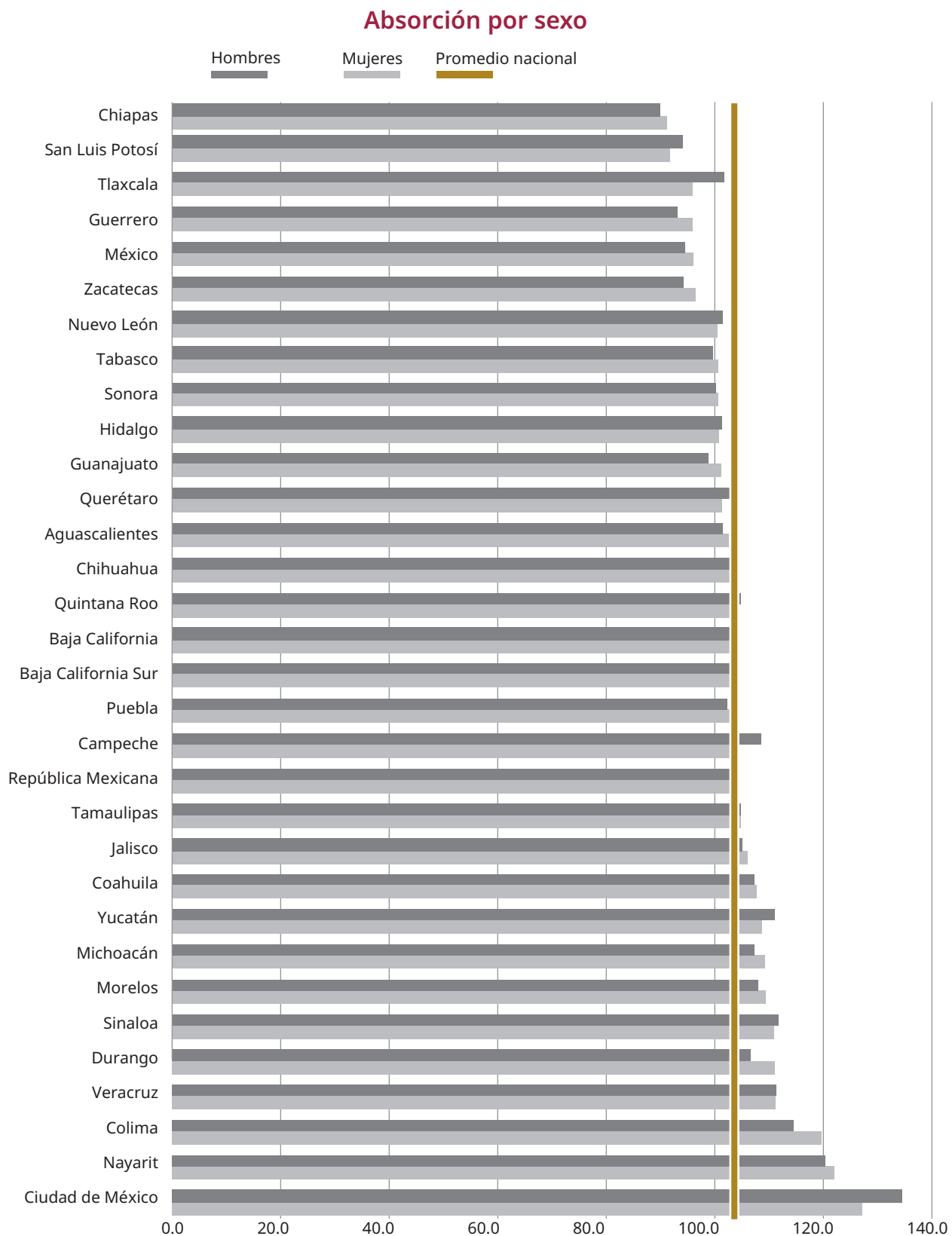
**Nacional**

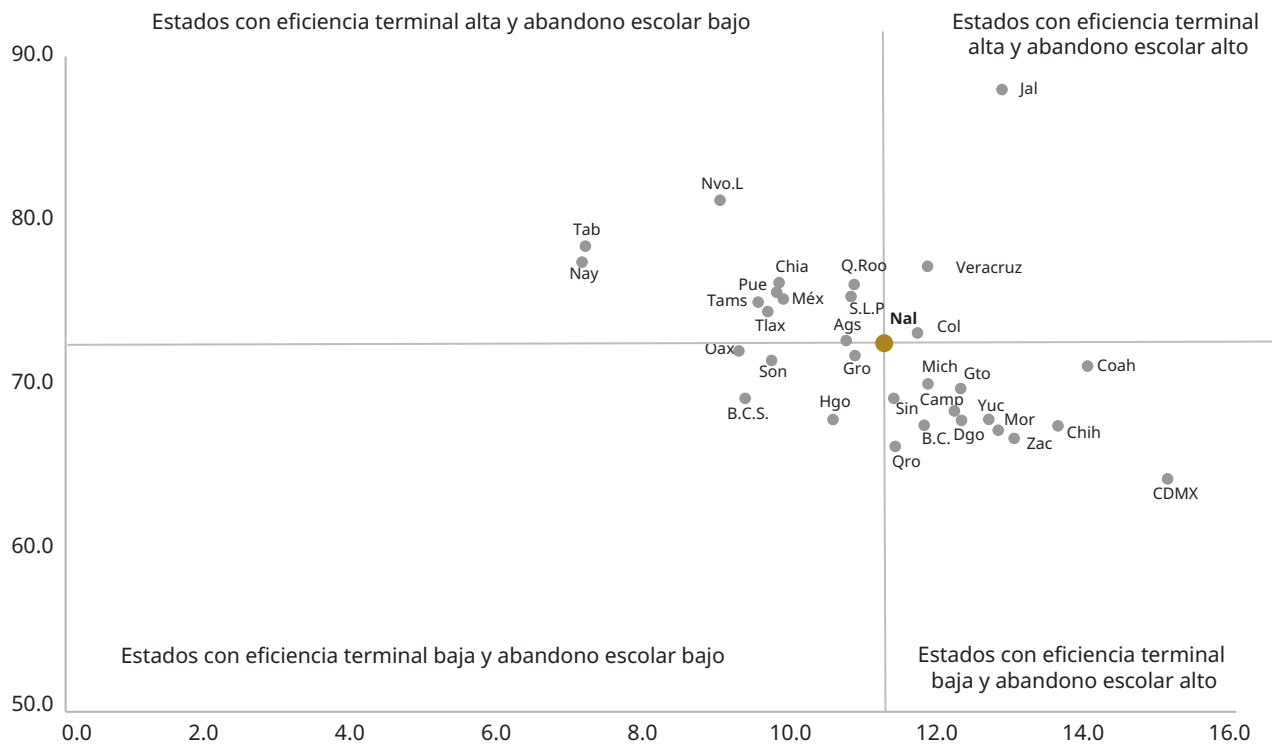
**81.1**



### Absorción nacional







## Indicadores educativos

Inicia

| Entidad Federativa  | ABSORCIÓN (%) |              |              | COBERTURA (%) |             |             | COBERTURA <sup>1</sup> (%) |             |             |
|---------------------|---------------|--------------|--------------|---------------|-------------|-------------|----------------------------|-------------|-------------|
|                     | Total         | Mujeres      | Hombres      | Total         | Mujeres     | Hombres     | Total                      | Mujeres     | Hombres     |
| Aguascalientes      | 102.1         | 102.6        | 101.5        | 73.9          | 78.8        | 69.1        | 70.9                       | 75.8        | 66.3        |
| Baja California     | 103.3         | 103.0        | 103.6        | 80.0          | 84.6        | 75.6        | 75.9                       | 80.1        | 71.9        |
| Baja California Sur | 103.6         | 103.2        | 104.0        | 87.5          | 92.3        | 83.1        | 82.0                       | 86.4        | 77.8        |
| Campeche            | 106.0         | 103.5        | 108.5        | 78.7          | 79.2        | 78.2        | 74.8                       | 75.4        | 74.2        |
| Coahuila            | 107.4         | 107.6        | 107.3        | 80.9          | 86.8        | 75.3        | 71.2                       | 74.2        | 68.3        |
| Colima              | 117.0         | 119.6        | 114.4        | 84.7          | 91.0        | 78.7        | 79.4                       | 85.5        | 73.6        |
| Chiapas             | 90.6          | 91.2         | 90.0         | 59.8          | 60.5        | 59.1        | 58.7                       | 59.3        | 58.0        |
| Chihuahua           | 103.2         | 102.7        | 103.7        | 76.8          | 82.5        | 71.4        | 71.4                       | 76.5        | 66.5        |
| Ciudad de México    | 130.8         | 127.1        | 134.5        | 166.0         | 184.1       | 148.4       | 117.3                      | 119.5       | 115.2       |
| Durango             | 108.9         | 111.0        | 106.7        | 76.9          | 82.6        | 71.4        | 75.6                       | 81.1        | 70.3        |
| Guanajuato          | 100.0         | 101.1        | 98.8         | 74.9          | 79.8        | 70.2        | 70.4                       | 75.3        | 65.7        |
| Guerrero            | 94.5          | 96.0         | 93.1         | 70.1          | 73.3        | 66.9        | 67.1                       | 70.5        | 63.7        |
| Hidalgo             | 101.0         | 100.8        | 101.3        | 83.2          | 86.9        | 79.6        | 80.6                       | 84.4        | 76.9        |
| Jalisco             | 105.5         | 106.1        | 105.0        | 76.3          | 80.4        | 72.4        | 74.0                       | 78.1        | 70.1        |
| México              | 95.3          | 96.1         | 94.5         | 76.2          | 80.1        | 72.5        | 74.8                       | 78.5        | 71.1        |
| Michoacán           | 108.3         | 109.2        | 107.3        | 65.6          | 71.8        | 59.5        | 64.8                       | 71.0        | 58.8        |
| Morelos             | 108.6         | 109.4        | 107.9        | 81.2          | 86.2        | 76.3        | 75.7                       | 80.5        | 70.9        |
| Nayarit             | 121.2         | 122.0        | 120.3        | 81.9          | 87.4        | 76.6        | 80.2                       | 85.5        | 75.0        |
| Nuevo León          | 101.0         | 100.5        | 101.5        | 85.1          | 87.3        | 83.0        | 66.9                       | 68.0        | 65.8        |
| Oaxaca              | 90.0          | 90.1         | 89.9         | 64.1          | 67.4        | 60.8        | 62.5                       | 65.8        | 59.3        |
| Puebla              | 102.8         | 103.3        | 102.3        | 76.8          | 81.4        | 72.2        | 74.7                       | 79.3        | 70.2        |
| Querétaro           | 102.6         | 101.3        | 103.9        | 75.6          | 81.0        | 70.4        | 74.5                       | 80.1        | 69.1        |
| Quintana Roo        | 103.8         | 102.9        | 104.8        | 76.1          | 78.4        | 73.9        | 74.1                       | 76.5        | 71.8        |
| San Luis Potosí     | 92.9          | 91.8         | 94.1         | 69.8          | 72.4        | 67.3        | 65.2                       | 67.9        | 62.5        |
| Sinaloa             | 111.3         | 111.0        | 111.7        | 93.2          | 97.8        | 88.8        | 87.1                       | 91.2        | 83.2        |
| Sonora              | 100.4         | 100.6        | 100.3        | 81.1          | 84.9        | 77.6        | 76.4                       | 80.0        | 73.1        |
| Tabasco             | 100.1         | 100.6        | 99.7         | 88.9          | 89.9        | 87.9        | 87.6                       | 88.6        | 86.7        |
| Tamaulipas          | 104.8         | 104.8        | 104.8        | 76.5          | 79.5        | 73.6        | 75.0                       | 78.1        | 72.0        |
| Tlaxcala            | 98.7          | 95.9         | 101.7        | 80.7          | 83.1        | 78.4        | 79.3                       | 81.8        | 76.8        |
| Veracruz            | 111.2         | 111.2        | 111.3        | 75.2          | 78.6        | 72.0        | 73.9                       | 77.3        | 70.6        |
| Yucatán             | 109.9         | 108.7        | 111.1        | 80.6          | 83.1        | 78.2        | 78.4                       | 80.7        | 76.1        |
| Zacatecas           | 95.3          | 96.4         | 94.2         | 72.5          | 78.4        | 66.7        | 70.0                       | 75.7        | 64.4        |
| <b>Nacional</b>     | <b>103.6</b>  | <b>103.6</b> | <b>103.6</b> | <b>81.1</b>   | <b>85.7</b> | <b>76.6</b> | <b>75.1</b>                | <b>78.7</b> | <b>71.7</b> |

## Indicadores educativos

*Concluye*

| Entidad Federativa  | EFICIENCIA TERMINAL<br>2022-2023 (%) |             |             | ABANDONO ESCOLAR<br>2022-2023 (%) |            |             | RELACIÓN         |                    |
|---------------------|--------------------------------------|-------------|-------------|-----------------------------------|------------|-------------|------------------|--------------------|
|                     | Total                                | Mujeres     | Hombres     | Total                             | Mujeres    | Hombres     | Alumno/<br>Grupo | Alumno/<br>Escuela |
| Aguascalientes      | 72.7                                 | 78.1        | 67.0        | 10.7                              | 8.3        | 13.3        | 29.4             | 200.8              |
| Baja California     | 67.5                                 | 72.6        | 62.3        | 11.7                              | 9.9        | 13.7        | 36.3             | 389.0              |
| Baja California Sur | 69.1                                 | 75.1        | 63.0        | 9.3                               | 7.6        | 11.1        | 31.8             | 230.8              |
| Campeche            | 68.4                                 | 74.0        | 62.9        | 12.1                              | 10.2       | 14.0        | 29.6             | 246.7              |
| Coahuila            | 71.1                                 | 75.7        | 66.5        | 14.0                              | 12.0       | 16.0        | 26.4             | 178.6              |
| Colima              | 73.1                                 | 76.8        | 69.1        | 11.6                              | 10.2       | 13.3        | 28.0             | 161.4              |
| Chiapas             | 76.2                                 | 79.6        | 73.0        | 9.8                               | 8.6        | 10.9        | 27.0             | 192.7              |
| Chihuahua           | 67.5                                 | 72.1        | 62.5        | 13.6                              | 11.4       | 15.9        | 30.8             | 245.4              |
| Ciudad de México    | 64.2                                 | 70.9        | 57.9        | 15.1                              | 12.6       | 17.6        | 36.5             | 744.6              |
| Durango             | 67.2                                 | 73.0        | 61.1        | 12.7                              | 10.3       | 15.4        | 28.1             | 223.6              |
| Guanajuato          | 69.7                                 | 76.1        | 63.0        | 12.2                              | 9.5        | 15.3        | 28.7             | 199.6              |
| Guerrero            | 71.7                                 | 75.6        | 67.7        | 10.8                              | 9.4        | 12.3        | 28.0             | 162.2              |
| Hidalgo             | 67.8                                 | 74.6        | 60.8        | 10.5                              | 7.8        | 13.4        | 29.5             | 257.9              |
| Jalisco             | 88.0                                 | 93.7        | 81.4        | 12.8                              | 10.1       | 15.7        | 30.9             | 298.6              |
| México              | 75.2                                 | 79.7        | 70.5        | 9.8                               | 7.8        | 12.0        | 33.3             | 308.1              |
| Michoacán           | 70.0                                 | 75.1        | 64.3        | 11.8                              | 9.7        | 14.2        | 27.8             | 214.4              |
| Morelos             | 67.9                                 | 73.8        | 61.6        | 12.6                              | 10.5       | 15.0        | 28.7             | 234.4              |
| Nayarit             | 77.5                                 | 82.6        | 71.9        | 7.1                               | 4.8        | 9.6         | 27.1             | 186.1              |
| Nuevo León          | 81.2                                 | 86.1        | 76.5        | 8.9                               | 7.4        | 10.5        | 31.9             | 355.5              |
| Oaxaca              | 72.0                                 | 78.1        | 65.8        | 9.2                               | 7.2        | 11.4        | 27.9             | 184.1              |
| Puebla              | 75.6                                 | 80.6        | 70.3        | 9.7                               | 7.4        | 12.3        | 28.7             | 157.7              |
| Querétaro           | 66.2                                 | 72.6        | 59.5        | 11.3                              | 8.7        | 14.3        | 28.5             | 291.1              |
| Quintana Roo        | 76.1                                 | 79.9        | 72.2        | 10.8                              | 9.2        | 12.4        | 32.5             | 252.1              |
| San Luis Potosí     | 75.3                                 | 80.8        | 69.7        | 10.7                              | 8.1        | 13.6        | 32.7             | 201.8              |
| Sinaloa             | 69.1                                 | 73.9        | 64.2        | 11.3                              | 9.3        | 13.4        | 31.9             | 252.4              |
| Sonora              | 71.5                                 | 75.3        | 67.4        | 9.6                               | 7.9        | 11.4        | 33.9             | 319.5              |
| Tabasco             | 78.4                                 | 83.1        | 73.9        | 7.1                               | 5.0        | 9.1         | 35.1             | 318.9              |
| Tamaulipas          | 75.0                                 | 78.6        | 71.2        | 9.5                               | 8.2        | 10.8        | 31.6             | 283.4              |
| Tlaxcala            | 74.4                                 | 81.6        | 67.4        | 9.6                               | 6.3        | 13.0        | 34.1             | 258.7              |
| Veracruz            | 77.2                                 | 82.8        | 71.6        | 11.8                              | 9.7        | 14.0        | 28.3             | 170.9              |
| Yucatán             | 67.8                                 | 74.1        | 61.6        | 12.2                              | 9.7        | 14.8        | 31.4             | 204.1              |
| Zacatecas           | 66.7                                 | 71.9        | 60.8        | 13.0                              | 10.5       | 15.9        | 27.6             | 214.4              |
| <b>Nacional</b>     | <b>72.9</b>                          | <b>78.1</b> | <b>67.5</b> | <b>11.2</b>                       | <b>9.1</b> | <b>13.5</b> | <b>30.8</b>      | <b>246.3</b>       |

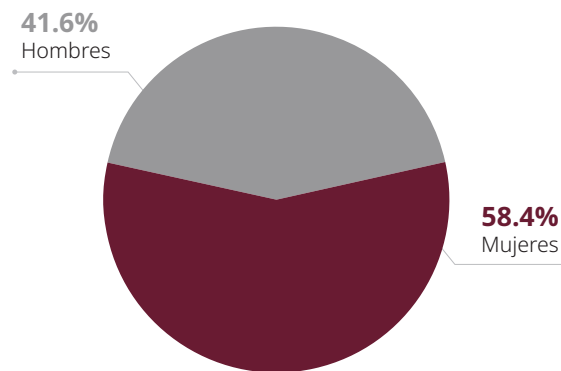
# **PROFESIONAL TÉCNICO**



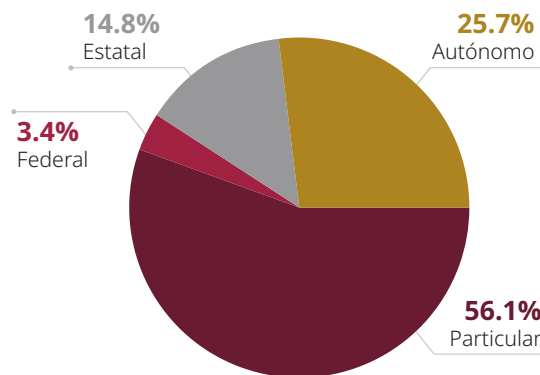
La educación profesional técnica se imparte a alumnos que concluyeron la educación secundaria, con el fin de prepararlos como profesionales técnicos en actividades industriales y de servicios, con carácter terminal. Se cursa principalmente en tres años (aunque existen programas de dos, cuatro y hasta cinco años). La matrícula de este nivel educativo asciende a 48,250 alumnos, atendidos por 6,805 docentes en 492 escuelas.

El 3.4% de los alumnos asiste a escuelas financiadas por el gobierno federal, seguido por el 14.8% correspondiente a los jóvenes que asisten a escuelas estatales, el 56.1% de la matrícula total concurre a instituciones particulares y, por último, el 25.7% corresponde a quienes estudian en instituciones autónomas.

**Alumnos por sexo**



**Alumnos por sostenimiento**



## Alumnos por grado, docentes, escuelas y grupos por entidad federativa

| Entidad Federativa  | ALUMNOS       |               |               |               |              |           | DOCENTES*    | ESCUELAS   | GRUPOS       |
|---------------------|---------------|---------------|---------------|---------------|--------------|-----------|--------------|------------|--------------|
|                     | Total         | Primero       | Segundo       | Tercero       | Cuarto       | Quinto    |              |            |              |
| Aguascalientes      | 227           | 74            | 113           | 40            |              |           | 38           | 4          | 19           |
| Baja California     | 565           | 426           | 124           | 15            |              |           | 66           | 7          | 42           |
| Baja California Sur |               |               |               |               |              |           |              |            |              |
| Campeche            |               |               |               |               |              |           |              |            |              |
| Coahuila            | 5,266         | 2,210         | 1,749         | 1,307         |              |           | 562          | 49         | 232          |
| Colima              | 427           | 119           | 127           | 101           | 80           |           | 60           | 3          | 14           |
| Chiapas             | 313           | 118           | 89            | 106           |              |           | 25           | 2          | 10           |
| Chihuahua           | 2,714         | 1,160         | 868           | 686           |              |           | 381          | 21         | 142          |
| Ciudad de México    | 1,265         | 516           | 325           | 295           | 78           | 51        | 214          | 8          | 141          |
| Durango             | 1,412         | 621           | 386           | 405           |              |           | 213          | 16         | 86           |
| Guanajuato          | 731           | 315           | 244           | 172           |              |           | 131          | 12         | 75           |
| Guerrero            | 1,324         | 557           | 407           | 360           |              |           | 101          | 4          | 31           |
| Hidalgo             | 794           | 332           | 257           | 205           |              |           | 149          | 8          | 38           |
| Jalisco             | 9,485         | 3,247         | 2,346         | 2,603         | 1,289        |           | 1,059        | 15         | 329          |
| México              | 1,813         | 950           | 473           | 390           |              |           | 437          | 29         | 119          |
| Michoacán           | 1,197         | 469           | 425           | 303           |              |           | 103          | 3          | 46           |
| Morelos             | 3,523         | 2,181         | 1,097         | 245           |              |           | 397          | 78         | 304          |
| Nayarit             | 550           | 280           | 215           | 49            | 6            |           | 220          | 31         | 79           |
| Nuevo León          | 5,995         | 2,723         | 2,132         | 1,121         | 19           |           | 686          | 48         | 364          |
| Oaxaca              | 294           | 148           | 79            | 42            | 25           |           | 45           | 2          | 11           |
| Puebla              | 6,899         | 3,061         | 2,542         | 1,296         |              |           | 850          | 92         | 446          |
| Querétaro           | 35            | 12            | 11            | 12            |              |           | 24           | 2          | 6            |
| Quintana Roo        | 123           | 59            | 10            | 54            |              |           | 24           | 3          | 8            |
| San Luis Potosí     | 51            | 32            | 19            |               |              |           | 4            | 1          | 3            |
| Sinaloa             | 767           | 402           | 324           | 28            | 13           |           | 445          | 10         | 96           |
| Sonora              | 275           | 183           | 84            | 8             |              |           | 51           | 9          | 24           |
| Tabasco             |               |               |               |               |              |           |              |            |              |
| Tamaulipas          | 1,006         | 486           | 320           | 200           |              |           | 238          | 15         | 51           |
| Tlaxcala            | 332           | 130           | 102           | 100           |              |           | 100          | 9          | 25           |
| Veracruz            | 588           | 295           | 140           | 151           | 2            |           | 166          | 9          | 29           |
| Yucatán             | 48            |               | 15            | 33            |              |           | 6            | 1          | 2            |
| Zacatecas           | 231           | 102           | 80            | 49            |              |           | 10           | 1          | 7            |
| <b>Nacional</b>     | <b>48,250</b> | <b>21,208</b> | <b>15,103</b> | <b>10,376</b> | <b>1,512</b> | <b>51</b> | <b>6,805</b> | <b>492</b> | <b>2,779</b> |

\* Conjunto de individuos adscritos a un centro de trabajo, de acuerdo a la función que realizan en el mismo. A cada uno se le considera tantas veces como en centros de trabajo esté adscrito.

### Alumnos por sexo, sostenimiento y entidad federativa

| Entidad Federativa  | ALUMNOS POR SEXO |               |               | ALUMNOS POR SOSTENIMIENTO |              |               |               |
|---------------------|------------------|---------------|---------------|---------------------------|--------------|---------------|---------------|
|                     | Total            | Mujeres       | Hombres       | Federal                   | Estatal      | Autónomo      | Particular    |
| Aguascalientes      | 227              | 111           | 116           |                           |              |               | 227           |
| Baja California     | 565              | 157           | 408           |                           | 84           |               | 481           |
| Baja California Sur |                  |               |               |                           |              |               |               |
| Campeche            |                  |               |               |                           |              |               |               |
| Coahuila            | 5,266            | 3,529         | 1,737         |                           | 202          |               | 5,064         |
| Colima              | 427              | 317           | 110           |                           |              | 402           | 25            |
| Chiapas             | 313              | 241           | 72            |                           | 313          |               |               |
| Chihuahua           | 2,714            | 2,030         | 684           |                           | 119          |               | 2,595         |
| Ciudad de México    | 1,265            | 774           | 491           | 832                       |              |               | 433           |
| Durango             | 1,412            | 989           | 423           |                           | 37           |               | 1,375         |
| Guanajuato          | 731              | 422           | 309           |                           | 35           | 128           | 568           |
| Guerrero            | 1,324            | 912           | 412           | 409                       | 47           | 868           |               |
| Hidalgo             | 794              | 533           | 261           |                           |              |               | 794           |
| Jalisco             | 9,485            | 4,232         | 5,253         | 101                       |              | 8,816         | 568           |
| México              | 1,813            | 941           | 872           | 34                        | 1,473        |               | 306           |
| Michoacán           | 1,197            | 884           | 313           |                           |              | 844           | 353           |
| Morelos             | 3,523            | 2,120         | 1,403         |                           | 687          |               | 2,836         |
| Nayarit             | 550              | 377           | 173           |                           | 12           |               | 538           |
| Nuevo León          | 5,995            | 2,891         | 3,104         | 102                       | 1,368        | 442           | 4,083         |
| Oaxaca              | 294              | 127           | 167           | 155                       |              | 139           |               |
| Puebla              | 6,899            | 4,325         | 2,574         |                           | 1,582        | 783           | 4,534         |
| Querétaro           | 35               | 26            | 9             |                           |              |               | 35            |
| Quintana Roo        | 123              | 86            | 37            |                           | 49           |               | 74            |
| San Luis Potosí     | 51               | 3             | 48            |                           |              |               | 51            |
| Sinaloa             | 767              | 464           | 303           |                           | 255          |               | 512           |
| Sonora              | 275              | 176           | 99            |                           |              |               | 275           |
| Tabasco             |                  |               |               |                           |              |               |               |
| Tamaulipas          | 1,006            | 632           | 374           |                           |              |               | 1,006         |
| Tlaxcala            | 332              | 210           | 122           |                           | 67           |               | 265           |
| Veracruz            | 588              | 470           | 118           |                           | 580          |               | 8             |
| Yucatán             | 48               | 30            | 18            |                           |              |               | 48            |
| Zacatecas           | 231              | 161           | 70            |                           | 231          |               |               |
| <b>Nacional</b>     | <b>48,250</b>    | <b>28,170</b> | <b>20,080</b> | <b>1,633</b>              | <b>7,141</b> | <b>12,422</b> | <b>27,054</b> |

### Alumnos por sexo, sostenimiento y entidad federativa

| Entidad Federativa  | ALUMNOS POR SEXO |               |              | ALUMNOS POR SOSTENIMIENTO |              |              |               |
|---------------------|------------------|---------------|--------------|---------------------------|--------------|--------------|---------------|
|                     | Total            | Mujeres       | Hombres      | Federal                   | Estatal      | Autónomo     | Particular    |
| Aguascalientes      | 74               | 39            | 35           |                           |              |              | 74            |
| Baja California     | 426              | 126           | 300          |                           | 84           |              | 342           |
| Baja California Sur |                  |               |              |                           |              |              |               |
| Campeche            |                  |               |              |                           |              |              |               |
| Coahuila            | 2,210            | 1,445         | 765          |                           | 71           |              | 2,139         |
| Colima              | 119              | 86            | 33           |                           |              | 110          | 9             |
| Chiapas             | 118              | 87            | 31           |                           | 118          |              |               |
| Chihuahua           | 1,160            | 867           | 293          |                           | 61           |              | 1,099         |
| Ciudad de México    | 516              | 333           | 183          | 301                       |              |              | 215           |
| Durango             | 621              | 427           | 194          |                           | 10           |              | 611           |
| Guanajuato          | 315              | 181           | 134          |                           | 35           | 47           | 233           |
| Guerrero            | 557              | 378           | 179          | 164                       | 35           | 358          |               |
| Hidalgo             | 332              | 233           | 99           |                           |              |              | 332           |
| Jalisco             | 3,247            | 1,378         | 1,869        | 38                        |              | 2,988        | 221           |
| México              | 950              | 443           | 507          | 34                        | 755          |              | 161           |
| Michoacán           | 469              | 338           | 131          |                           |              | 327          | 142           |
| Morelos             | 2,181            | 1,322         | 859          |                           | 494          |              | 1,687         |
| Nayarit             | 280              | 187           | 93           |                           | 3            |              | 277           |
| Nuevo León          | 2,723            | 1,233         | 1,490        | 30                        | 492          | 205          | 1,996         |
| Oaxaca              | 148              | 70            | 78           | 76                        |              | 72           |               |
| Puebla              | 3,061            | 1,848         | 1,213        |                           | 732          | 291          | 2,038         |
| Querétaro           | 12               | 10            | 2            |                           |              |              | 12            |
| Quintana Roo        | 59               | 54            | 5            |                           | 49           |              | 10            |
| San Luis Potosí     | 32               | 3             | 29           |                           |              |              | 32            |
| Sinaloa             | 402              | 241           | 161          |                           | 157          |              | 245           |
| Sonora              | 183              | 104           | 79           |                           |              |              | 183           |
| Tabasco             |                  |               |              |                           |              |              |               |
| Tamaulipas          | 486              | 313           | 173          |                           |              |              | 486           |
| Tlaxcala            | 130              | 74            | 56           |                           | 31           |              | 99            |
| Veracruz            | 295              | 248           | 47           |                           | 287          |              | 8             |
| Yucatán             |                  |               |              |                           |              |              |               |
| Zacatecas           | 102              | 72            | 30           |                           | 102          |              |               |
| <b>Nacional</b>     | <b>21,208</b>    | <b>12,140</b> | <b>9,068</b> | <b>643</b>                | <b>3,516</b> | <b>4,398</b> | <b>12,651</b> |

### Alumnos por sexo, sostenimiento y entidad federativa

| Entidad Federativa  | ALUMNOS POR SEXO |              |              | ALUMNOS POR SOSTENIMIENTO |              |              |              |
|---------------------|------------------|--------------|--------------|---------------------------|--------------|--------------|--------------|
|                     | Total            | Mujeres      | Hombres      | Federal                   | Estatal      | Autónomo     | Particular   |
| Aguascalientes      | 113              | 52           | 61           |                           |              |              | 113          |
| Baja California     | 124              | 19           | 105          |                           |              |              | 124          |
| Baja California Sur |                  |              |              |                           |              |              |              |
| Campeche            |                  |              |              |                           |              |              |              |
| Coahuila            | 1,749            | 1,199        | 550          |                           | 76           |              | 1,673        |
| Colima              | 127              | 91           | 36           |                           |              | 117          | 10           |
| Chiapas             | 89               | 68           | 21           |                           | 89           |              |              |
| Chihuahua           | 868              | 642          | 226          |                           | 36           |              | 832          |
| Ciudad de México    | 325              | 186          | 139          | 215                       |              |              | 110          |
| Durango             | 386              | 279          | 107          |                           | 18           |              | 368          |
| Guanajuato          | 244              | 147          | 97           |                           |              | 24           | 220          |
| Guerrero            | 407              | 272          | 135          | 139                       | 4            | 264          |              |
| Hidalgo             | 257              | 171          | 86           |                           |              |              | 257          |
| Jalisco             | 2,346            | 1,048        | 1,298        | 37                        |              | 2,127        | 182          |
| México              | 473              | 254          | 219          |                           | 381          |              | 92           |
| Michoacán           | 425              | 315          | 110          |                           |              | 307          | 118          |
| Morelos             | 1,097            | 696          | 401          |                           | 193          |              | 904          |
| Nayarit             | 215              | 160          | 55           |                           | 7            |              | 208          |
| Nuevo León          | 2,132            | 975          | 1,157        | 26                        | 473          | 139          | 1,494        |
| Oaxaca              | 79               | 37           | 42           | 52                        |              | 27           |              |
| Puebla              | 2,542            | 1,575        | 967          |                           | 622          | 293          | 1,627        |
| Querétaro           | 11               | 8            | 3            |                           |              |              | 11           |
| Quintana Roo        | 10               | 10           |              |                           |              |              | 10           |
| San Luis Potosí     | 19               |              | 19           |                           |              |              | 19           |
| Sinaloa             | 324              | 202          | 122          |                           | 57           |              | 267          |
| Sonora              | 84               | 66           | 18           |                           |              |              | 84           |
| Tabasco             |                  |              |              |                           |              |              |              |
| Tamaulipas          | 320              | 206          | 114          |                           |              |              | 320          |
| Tlaxcala            | 102              | 68           | 34           |                           | 16           |              | 86           |
| Veracruz            | 140              | 105          | 35           |                           | 140          |              |              |
| Yucatán             | 15               | 5            | 10           |                           |              |              | 15           |
| Zacatecas           | 80               | 52           | 28           |                           | 80           |              |              |
| <b>Nacional</b>     | <b>15,103</b>    | <b>8,908</b> | <b>6,195</b> | <b>469</b>                | <b>2,192</b> | <b>3,298</b> | <b>9,144</b> |

### Alumnos por sexo, sostenimiento y entidad federativa

| Entidad Federativa  | ALUMNOS POR SEXO |              |              | ALUMNOS POR SOSTENIMIENTO |              |              |              |
|---------------------|------------------|--------------|--------------|---------------------------|--------------|--------------|--------------|
|                     | Total            | Mujeres      | Hombres      | Federal                   | Estatal      | Autónomo     | Particular   |
| Aguascalientes      | 40               | 20           | 20           |                           |              |              | 40           |
| Baja California     | 15               | 12           | 3            |                           |              |              | 15           |
| Baja California Sur |                  |              |              |                           |              |              |              |
| Campeche            |                  |              |              |                           |              |              |              |
| Coahuila            | 1,307            | 885          | 422          |                           | 55           |              | 1,252        |
| Colima              | 101              | 75           | 26           |                           |              | 95           | 6            |
| Chiapas             | 106              | 86           | 20           |                           | 106          |              |              |
| Chihuahua           | 686              | 521          | 165          |                           | 22           |              | 664          |
| Ciudad de México    | 295              | 191          | 104          | 187                       |              |              | 108          |
| Durango             | 405              | 283          | 122          |                           | 9            |              | 396          |
| Guanajuato          | 172              | 94           | 78           |                           |              | 57           | 115          |
| Guerrero            | 360              | 262          | 98           | 106                       | 8            | 246          |              |
| Hidalgo             | 205              | 129          | 76           |                           |              |              | 205          |
| Jalisco             | 2,603            | 1,302        | 1,301        | 16                        |              | 2,434        | 153          |
| México              | 390              | 244          | 146          |                           | 337          |              | 53           |
| Michoacán           | 303              | 231          | 72           |                           |              | 210          | 93           |
| Morelos             | 245              | 102          | 143          |                           |              |              | 245          |
| Nayarit             | 49               | 28           | 21           |                           | 2            |              | 47           |
| Nuevo León          | 1,121            | 671          | 450          | 27                        | 403          | 98           | 593          |
| Oaxaca              | 42               | 18           | 24           | 27                        |              | 15           |              |
| Puebla              | 1,296            | 902          | 394          |                           | 228          | 199          | 869          |
| Querétaro           | 12               | 8            | 4            |                           |              |              | 12           |
| Quintana Roo        | 54               | 22           | 32           |                           |              |              | 54           |
| San Luis Potosí     |                  |              |              |                           |              |              |              |
| Sinaloa             | 28               | 14           | 14           |                           | 28           |              |              |
| Sonora              | 8                | 6            | 2            |                           |              |              | 8            |
| Tabasco             |                  |              |              |                           |              |              |              |
| Tamaulipas          | 200              | 113          | 87           |                           |              |              | 200          |
| Tlaxcala            | 100              | 68           | 32           |                           | 20           |              | 80           |
| Veracruz            | 151              | 115          | 36           |                           | 151          |              |              |
| Yucatán             | 33               | 25           | 8            |                           |              |              | 33           |
| Zacatecas           | 49               | 37           | 12           |                           | 49           |              |              |
| <b>Nacional</b>     | <b>10,376</b>    | <b>6,464</b> | <b>3,912</b> | <b>363</b>                | <b>1,418</b> | <b>3,354</b> | <b>5,241</b> |

### Alumnos por sexo, sostenimiento y entidad federativa

| Entidad Federativa  | ALUMNOS POR SEXO |            |            | ALUMNOS POR SOSTENIMIENTO |           |              |            |
|---------------------|------------------|------------|------------|---------------------------|-----------|--------------|------------|
|                     | Total            | Mujeres    | Hombres    | Federal                   | Estatal   | Autónomo     | Particular |
| Aguascalientes      |                  |            |            |                           |           |              |            |
| Baja California     |                  |            |            |                           |           |              |            |
| Baja California Sur |                  |            |            |                           |           |              |            |
| Campeche            |                  |            |            |                           |           |              |            |
| Coahuila            |                  |            |            |                           |           |              |            |
| Colima              | 80               | 65         | 15         |                           |           | 80           |            |
| Chiapas             |                  |            |            |                           |           |              |            |
| Chihuahua           |                  |            |            |                           |           |              |            |
| Ciudad de México    | 78               | 32         | 46         | 78                        |           |              |            |
| Durango             |                  |            |            |                           |           |              |            |
| Guanajuato          |                  |            |            |                           |           |              |            |
| Guerrero            |                  |            |            |                           |           |              |            |
| Hidalgo             |                  |            |            |                           |           |              |            |
| Jalisco             | 1,289            | 504        | 785        | 10                        |           | 1,267        | 12         |
| México              |                  |            |            |                           |           |              |            |
| Michoacán           |                  |            |            |                           |           |              |            |
| Morelos             |                  |            |            |                           |           |              |            |
| Nayarit             | 6                | 2          | 4          |                           |           |              | 6          |
| Nuevo León          | 19               | 12         | 7          | 19                        |           |              |            |
| Oaxaca              | 25               | 2          | 23         |                           |           | 25           |            |
| Puebla              |                  |            |            |                           |           |              |            |
| Querétaro           |                  |            |            |                           |           |              |            |
| Quintana Roo        |                  |            |            |                           |           |              |            |
| San Luis Potosí     |                  |            |            |                           |           |              |            |
| Sinaloa             | 13               | 7          | 6          |                           | 13        |              |            |
| Sonora              |                  |            |            |                           |           |              |            |
| Tabasco             |                  |            |            |                           |           |              |            |
| Tamaulipas          |                  |            |            |                           |           |              |            |
| Tlaxcala            |                  |            |            |                           |           |              |            |
| Veracruz            | 2                | 2          |            |                           | 2         |              |            |
| Yucatán             |                  |            |            |                           |           |              |            |
| Zacatecas           |                  |            |            |                           |           |              |            |
| <b>Nacional</b>     | <b>1,512</b>     | <b>626</b> | <b>886</b> | <b>107</b>                | <b>15</b> | <b>1,372</b> | <b>18</b>  |

### Alumnos por sexo, sostenimiento y entidad federativa

| Entidad Federativa  | ALUMNOS POR SEXO |           |           | ALUMNOS POR SOSTENIMIENTO |         |          |            |
|---------------------|------------------|-----------|-----------|---------------------------|---------|----------|------------|
|                     | Total            | Mujeres   | Hombres   | Federal                   | Estatal | Autónomo | Particular |
| Aguascalientes      |                  |           |           |                           |         |          |            |
| Baja California     |                  |           |           |                           |         |          |            |
| Baja California Sur |                  |           |           |                           |         |          |            |
| Campeche            |                  |           |           |                           |         |          |            |
| Coahuila            |                  |           |           |                           |         |          |            |
| Colima              |                  |           |           |                           |         |          |            |
| Chiapas             |                  |           |           |                           |         |          |            |
| Chihuahua           |                  |           |           |                           |         |          |            |
| Ciudad de México    | 51               | 32        | 19        | 51                        |         |          |            |
| Durango             |                  |           |           |                           |         |          |            |
| Guanajuato          |                  |           |           |                           |         |          |            |
| Guerrero            |                  |           |           |                           |         |          |            |
| Hidalgo             |                  |           |           |                           |         |          |            |
| Jalisco             |                  |           |           |                           |         |          |            |
| México              |                  |           |           |                           |         |          |            |
| Michoacán           |                  |           |           |                           |         |          |            |
| Morelos             |                  |           |           |                           |         |          |            |
| Nayarit             |                  |           |           |                           |         |          |            |
| Nuevo León          |                  |           |           |                           |         |          |            |
| Oaxaca              |                  |           |           |                           |         |          |            |
| Puebla              |                  |           |           |                           |         |          |            |
| Querétaro           |                  |           |           |                           |         |          |            |
| Quintana Roo        |                  |           |           |                           |         |          |            |
| San Luis Potosí     |                  |           |           |                           |         |          |            |
| Sinaloa             |                  |           |           |                           |         |          |            |
| Sonora              |                  |           |           |                           |         |          |            |
| Tabasco             |                  |           |           |                           |         |          |            |
| Tamaulipas          |                  |           |           |                           |         |          |            |
| Tlaxcala            |                  |           |           |                           |         |          |            |
| Veracruz            |                  |           |           |                           |         |          |            |
| Yucatán             |                  |           |           |                           |         |          |            |
| Zacatecas           |                  |           |           |                           |         |          |            |
| <b>Nacional</b>     | <b>51</b>        | <b>32</b> | <b>19</b> | <b>51</b>                 |         |          |            |

### Docentes\* por sexo, sostenimiento y entidad federativa

| Entidad Federativa  | DOCENTES POR SEXO |              |              | DOCENTES POR SOSTENIMIENTO |              |              |              |
|---------------------|-------------------|--------------|--------------|----------------------------|--------------|--------------|--------------|
|                     | Total             | Mujeres      | Hombres      | Federal                    | Estatad      | Autónomo     | Particular   |
| Aguascalientes      | 38                | 21           | 17           |                            |              |              | 38           |
| Baja California     | 66                | 17           | 49           |                            | 7            |              | 59           |
| Baja California Sur |                   |              |              |                            |              |              |              |
| Campeche            |                   |              |              |                            |              |              |              |
| Coahuila            | 562               | 307          | 255          |                            | 8            |              | 554          |
| Colima              | 60                | 27           | 33           |                            |              | 48           | 12           |
| Chiapas             | 25                | 21           | 4            |                            | 25           |              |              |
| Chihuahua           | 381               | 235          | 146          |                            | 34           |              | 347          |
| Ciudad de México    | 214               | 80           | 134          | 149                        |              |              | 65           |
| Durango             | 213               | 108          | 105          |                            | 4            |              | 209          |
| Guanajuato          | 131               | 60           | 71           |                            | 11           | 54           | 66           |
| Guerrero            | 101               | 57           | 44           | 49                         | 8            | 44           |              |
| Hidalgo             | 149               | 86           | 63           |                            |              |              | 149          |
| Jalisco             | 1,059             | 480          | 579          | 30                         |              | 915          | 114          |
| México              | 437               | 139          | 298          | 48                         | 312          |              | 77           |
| Michoacán           | 103               | 55           | 48           |                            |              | 82           | 21           |
| Morelos             | 397               | 235          | 162          |                            | 29           |              | 368          |
| Nayarit             | 220               | 118          | 102          |                            | 22           |              | 198          |
| Nuevo León          | 686               | 327          | 359          | 44                         | 232          | 46           | 364          |
| Oaxaca              | 45                | 18           | 27           | 18                         |              | 27           |              |
| Puebla              | 850               | 501          | 349          |                            | 181          | 55           | 614          |
| Querétaro           | 24                | 18           | 6            |                            |              |              | 24           |
| Quintana Roo        | 24                | 14           | 10           |                            | 13           |              | 11           |
| San Luis Potosí     | 4                 |              | 4            |                            |              |              | 4            |
| Sinaloa             | 445               | 154          | 291          |                            | 397          |              | 48           |
| Sonora              | 51                | 31           | 20           |                            |              |              | 51           |
| Tabasco             |                   |              |              |                            |              |              |              |
| Tamaulipas          | 238               | 146          | 92           |                            |              |              | 238          |
| Tlaxcala            | 100               | 53           | 47           |                            | 26           |              | 74           |
| Veracruz            | 166               | 85           | 81           |                            | 162          |              | 4            |
| Yucatán             | 6                 | 3            | 3            |                            |              |              | 6            |
| Zacatecas           | 10                | 5            | 5            |                            | 10           |              |              |
| <b>Nacional</b>     | <b>6,805</b>      | <b>3,401</b> | <b>3,404</b> | <b>338</b>                 | <b>1,481</b> | <b>1,271</b> | <b>3,715</b> |

\* Conjunto de individuos adscritos a un Centro de Trabajo, de acuerdo a la función que realizan en el mismo. A cada uno se le considera tantas veces como en centros de trabajo esté adscrito.

## Escuelas por sostenimiento y entidad federativa

| Entidad Federativa  | ESCUELAS   |          |           |           |            |
|---------------------|------------|----------|-----------|-----------|------------|
|                     | Total      | Federal  | Estatal   | Autónomo  | Particular |
| Aguascalientes      | 4          |          |           |           | 4          |
| Baja California     | 7          |          | 1         |           | 6          |
| Baja California Sur |            |          |           |           |            |
| Campeche            |            |          |           |           |            |
| Coahuila            | 49         |          | 1         |           | 48         |
| Colima              | 3          |          |           | 2         | 1          |
| Chiapas             | 2          |          | 2         |           |            |
| Chihuahua           | 21         |          | 1         |           | 20         |
| Ciudad de México    | 8          | 4        |           |           | 4          |
| Durango             | 16         |          | 2         |           | 14         |
| Guanajuato          | 12         |          | 1         | 1         | 10         |
| Guerrero            | 4          | 1        | 1         | 2         |            |
| Hidalgo             | 8          |          |           |           | 8          |
| Jalisco             | 15         | 1        |           | 9         | 5          |
| México              | 29         | 1        | 23        |           | 5          |
| Michoacán           | 3          |          |           | 1         | 2          |
| Morelos             | 78         |          | 2         |           | 76         |
| Nayarit             | 31         |          | 1         |           | 30         |
| Nuevo León          | 48         | 1        | 10        | 1         | 36         |
| Oaxaca              | 2          | 1        |           | 1         |            |
| Puebla              | 92         |          | 17        | 2         | 73         |
| Querétaro           | 2          |          |           |           | 2          |
| Quintana Roo        | 3          |          | 1         |           | 2          |
| San Luis Potosí     | 1          |          |           |           | 1          |
| Sinaloa             | 10         |          | 4         |           | 6          |
| Sonora              | 9          |          |           |           | 9          |
| Tabasco             |            |          |           |           |            |
| Tamaulipas          | 15         |          |           |           | 15         |
| Tlaxcala            | 9          |          | 1         |           | 8          |
| Veracruz            | 9          |          | 8         |           | 1          |
| Yucatán             | 1          |          |           |           | 1          |
| Zacatecas           | 1          |          | 1         |           |            |
| <b>Nacional</b>     | <b>492</b> | <b>9</b> | <b>77</b> | <b>19</b> | <b>387</b> |

## Grupos por sostenimiento y entidad federativa

| Entidad Federativa  | GRUPOS       |            |            |            |              |
|---------------------|--------------|------------|------------|------------|--------------|
|                     | Total        | Federal    | Estatal    | Autónomo   | Particular   |
| Aguascalientes      | 19           |            |            |            | 19           |
| Baja California     | 42           |            | 7          |            | 35           |
| Baja California Sur |              |            |            |            |              |
| Campeche            |              |            |            |            |              |
| Coahuila            | 232          |            | 6          |            | 226          |
| Colima              | 14           |            |            | 11         | 3            |
| Chiapas             | 10           |            | 10         |            |              |
| Chihuahua           | 142          |            | 13         |            | 129          |
| Ciudad de México    | 141          | 121        |            |            | 20           |
| Durango             | 86           |            | 3          |            | 83           |
| Guanajuato          | 75           |            | 1          | 20         | 54           |
| Guerrero            | 31           | 12         | 3          | 16         |              |
| Hidalgo             | 38           |            |            |            | 38           |
| Jalisco             | 329          | 29         |            | 278        | 22           |
| México              | 119          | 2          | 95         |            | 22           |
| Michoacán           | 46           |            |            | 35         | 11           |
| Morelos             | 304          |            | 21         |            | 283          |
| Nayarit             | 79           |            | 7          |            | 72           |
| Nuevo León          | 364          | 18         | 73         | 13         | 260          |
| Oaxaca              | 11           | 5          |            | 6          |              |
| Puebla              | 446          |            | 124        | 28         | 294          |
| Querétaro           | 6            |            |            |            | 6            |
| Quintana Roo        | 8            |            | 3          |            | 5            |
| San Luis Potosí     | 3            |            |            |            | 3            |
| Sinaloa             | 96           |            | 56         |            | 40           |
| Sonora              | 24           |            |            |            | 24           |
| Tabasco             |              |            |            |            |              |
| Tamaulipas          | 51           |            |            |            | 51           |
| Tlaxcala            | 25           |            | 3          |            | 22           |
| Veracruz            | 29           |            | 28         |            | 1            |
| Yucatán             | 2            |            |            |            | 2            |
| Zacatecas           | 7            |            | 7          |            |              |
| <b>Nacional</b>     | <b>2,779</b> | <b>187</b> | <b>460</b> | <b>407</b> | <b>1,725</b> |

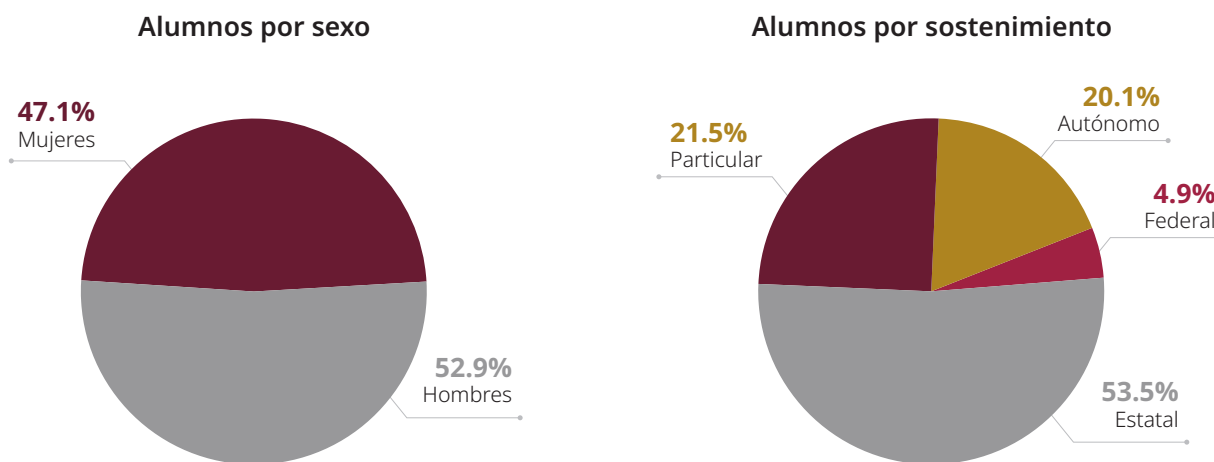
# **BACHILLERATO GENERAL**



El Bachillerato General forma a los jóvenes en diferentes disciplinas y ciencias, que les brindan herramientas para posteriormente cursar estudios superiores. Su objetivo es ofrecer una educación de carácter formativa e integral, que incluya la adquisición de conocimientos científicos, técnicos y humanísticos con las metodologías de investigación y de dominio del lenguaje.

A este tipo educativo se le otorga un papel importante en el desarrollo de nuestro país, en virtud de que debe promover la participación creativa de las nuevas generaciones en la economía, el trabajo y la sociedad, reforzar el proceso de formación de la personalidad en los jóvenes y constituir un espacio valioso para la adopción de valores y el desarrollo de actitudes para la vida. De esta manera, el bachillerato general estará en condiciones de proporcionar una formación de calidad, basada en el desarrollo del conocimiento y aplicaciones, para convertir a la escuela en un espacio de convivencia juvenil ordenada, plural y respetuosa que fomentará el aprendizaje en conjunto y la discusión en un ambiente de libertad y rigor académico.

El bachillerato general atiende a más de 3.2 millones de alumnos, el 62.4% de la matrícula de educación media superior. Respecto al sostenimiento administrativo, el 53.5% de la matrícula acude a instituciones financiadas por gobiernos estatales, el 4.9% concurre a las atendidas por la federación, el 21.5% se refiere a los jóvenes que acuden a instituciones particulares y, por último, el 20.1% de los alumnos que asisten a escuelas de sostenimiento autónomo.



## Alumnos por grado, docentes, escuelas y grupos por entidad federativa

| Entidad Federativa  | ALUMNOS          |                  |                  |                |          | DOCENTES*      | ESCUELAS      | GRUPOS         |
|---------------------|------------------|------------------|------------------|----------------|----------|----------------|---------------|----------------|
|                     | Total            | Primero          | Segundo          | Tercero        | Cuarto   |                |               |                |
| Aguascalientes      | 25,136           | 9,794            | 8,382            | 6,960          |          | 2,182          | 220           | 1,088          |
| Baja California     | 73,159           | 29,722           | 23,845           | 19,592         |          | 4,518          | 251           | 2,118          |
| Baja California Sur | 15,271           | 5,759            | 5,205            | 4,307          |          | 1,151          | 117           | 559            |
| Campeche            | 20,588           | 7,796            | 6,768            | 6,024          |          | 1,481          | 115           | 708            |
| Coahuila            | 54,080           | 24,838           | 21,013           | 8,220          | 9        | 4,737          | 513           | 2,682          |
| Colima              | 19,236           | 7,943            | 6,890            | 4,403          |          | 1,659          | 148           | 748            |
| Chiapas             | 151,228          | 56,508           | 50,858           | 43,862         |          | 7,957          | 900           | 5,758          |
| Chihuahua           | 84,018           | 33,301           | 27,470           | 23,247         |          | 4,558          | 480           | 2,998          |
| Ciudad de México    | 259,260          | 109,563          | 80,473           | 69,224         |          | 21,112         | 348           | 7,249          |
| Durango             | 43,002           | 16,717           | 14,689           | 11,596         |          | 3,190          | 268           | 1,632          |
| Guanajuato          | 129,201          | 53,765           | 43,198           | 32,238         |          | 8,113          | 963           | 5,421          |
| Guerrero            | 103,737          | 39,091           | 35,369           | 29,277         |          | 6,108          | 754           | 3,877          |
| Hidalgo             | 80,981           | 31,290           | 27,173           | 22,518         |          | 5,518          | 440           | 3,073          |
| Jalisco             | 249,850          | 103,316          | 83,555           | 62,979         |          | 17,042         | 909           | 8,153          |
| México              | 429,928          | 164,853          | 144,619          | 120,456        |          | 31,852         | 1,575         | 13,522         |
| Michoacán           | 110,477          | 44,986           | 38,189           | 27,302         |          | 8,564          | 687           | 4,268          |
| Morelos             | 34,559           | 13,337           | 11,597           | 9,625          |          | 3,023          | 177           | 1,314          |
| Nayarit             | 32,058           | 14,386           | 11,368           | 6,304          |          | 2,057          | 220           | 1,297          |
| Nuevo León          | 104,962          | 55,236           | 44,355           | 5,371          |          | 6,108          | 344           | 3,156          |
| Oaxaca              | 93,167           | 35,808           | 31,383           | 25,976         |          | 5,397          | 679           | 3,502          |
| Puebla              | 234,321          | 88,201           | 79,325           | 66,795         |          | 13,132         | 1,608         | 8,273          |
| Querétaro           | 65,394           | 26,398           | 22,980           | 16,016         |          | 4,999          | 261           | 2,526          |
| Quintana Roo        | 37,597           | 14,623           | 13,979           | 8,995          |          | 2,450          | 225           | 1,308          |
| San Luis Potosí     | 65,989           | 27,329           | 24,652           | 14,008         |          | 4,916          | 431           | 2,114          |
| Sinaloa             | 114,220          | 44,052           | 38,598           | 31,570         |          | 8,122          | 497           | 3,528          |
| Sonora              | 53,751           | 20,644           | 18,368           | 14,739         |          | 3,994          | 254           | 1,700          |
| Tabasco             | 71,922           | 25,625           | 24,436           | 21,861         |          | 3,569          | 267           | 2,059          |
| Tamaulipas          | 61,741           | 25,557           | 21,955           | 14,229         |          | 4,849          | 362           | 2,342          |
| Tlaxcala            | 29,044           | 10,851           | 9,726            | 8,467          |          | 2,321          | 159           | 907            |
| Veracruz            | 218,642          | 91,575           | 72,860           | 54,207         |          | 17,710         | 1,606         | 8,332          |
| Yucatán             | 71,504           | 28,118           | 22,610           | 20,776         |          | 4,215          | 415           | 2,347          |
| Zacatecas           | 44,414           | 17,862           | 14,405           | 12,147         |          | 2,498          | 257           | 1,680          |
| <b>Nacional</b>     | <b>3,182,437</b> | <b>1,278,844</b> | <b>1,080,293</b> | <b>823,291</b> | <b>9</b> | <b>219,102</b> | <b>16,450</b> | <b>110,239</b> |

\* Conjunto de individuos adscritos a un centro de trabajo, de acuerdo a la función que realizan en el mismo. A cada uno se le considera tantas veces como en centros de trabajo esté adscrito.

### Alumnos por sexo, sostenimiento y entidad federativa

| Entidad Federativa  | ALUMNOS POR SEXO |                  |                  | ALUMNOS POR SOSTENIMIENTO |                  |                |                |
|---------------------|------------------|------------------|------------------|---------------------------|------------------|----------------|----------------|
|                     | Total            | Mujeres          | Hombres          | Federal                   | Estatal          | Autónomo       | Particular     |
| Aguascalientes      | 25,136           | 13,783           | 11,353           | 2,473                     | 10,188           | 3,889          | 8,586          |
| Baja California     | 73,159           | 38,766           | 34,393           | 5,339                     | 41,453           |                | 26,367         |
| Baja California Sur | 15,271           | 8,121            | 7,150            | 1,119                     | 11,228           |                | 2,924          |
| Campeche            | 20,588           | 10,657           | 9,931            | 333                       | 12,647           | 5,204          | 2,404          |
| Coahuila            | 54,080           | 29,354           | 24,726           |                           | 16,810           | 9,413          | 27,857         |
| Colima              | 19,236           | 10,525           | 8,711            | 83                        | 3,887            | 10,091         | 5,175          |
| Chiapas             | 151,228          | 75,429           | 75,799           | 405                       | 143,522          |                | 7,301          |
| Chihuahua           | 84,018           | 45,800           | 38,218           | 1,901                     | 60,666           |                | 21,451         |
| Ciudad de México    | 259,260          | 133,525          | 125,735          | 112,644                   |                  | 94,172         | 52,444         |
| Durango             | 43,002           | 22,850           | 20,152           | 607                       | 29,513           | 4,776          | 8,106          |
| Guanajuato          | 129,201          | 70,274           | 58,927           | 1,245                     | 68,002           | 15,834         | 44,120         |
| Guerrero            | 103,737          | 54,546           | 49,191           | 2,237                     | 42,354           | 50,375         | 8,771          |
| Hidalgo             | 80,981           | 42,583           | 38,398           | 1,704                     | 41,221           | 21,709         | 16,347         |
| Jalisco             | 249,850          | 132,567          | 117,283          | 1,034                     | 24,330           | 172,604        | 51,882         |
| México              | 429,928          | 231,041          | 198,887          | 15,348                    | 309,865          | 36,647         | 68,068         |
| Michoacán           | 110,477          | 60,627           | 49,850           | 924                       | 63,471           | 10,754         | 35,328         |
| Morelos             | 34,559           | 18,655           | 15,904           | 595                       | 12,111           | 7,775          | 14,078         |
| Nayarit             | 32,058           | 16,952           | 15,106           |                           | 8,702            | 11,428         | 11,928         |
| Nuevo León          | 104,962          | 55,569           | 49,393           | 163                       | 8,409            | 60,460         | 35,930         |
| Oaxaca              | 93,167           | 49,764           | 43,403           | 2,150                     | 71,290           | 8,087          | 11,640         |
| Puebla              | 234,321          | 123,976          | 110,345          | 566                       | 172,166          | 23,108         | 38,481         |
| Querétaro           | 65,394           | 35,654           | 29,740           | 148                       | 35,407           | 8,173          | 21,666         |
| Quintana Roo        | 37,597           | 19,610           | 17,987           | 572                       | 27,344           |                | 9,681          |
| San Luis Potosí     | 65,989           | 34,683           | 31,306           | 356                       | 31,547           | 820            | 33,266         |
| Sinaloa             | 114,220          | 59,650           | 54,570           |                           | 37,078           | 62,893         | 14,249         |
| Sonora              | 53,751           | 28,380           | 25,371           | 1,621                     | 32,978           |                | 19,152         |
| Tabasco             | 71,922           | 36,306           | 35,616           |                           | 65,299           |                | 6,623          |
| Tamaulipas          | 61,741           | 32,532           | 29,209           | 308                       | 27,087           | 2,630          | 31,716         |
| Tlaxcala            | 29,044           | 15,306           | 13,738           | 432                       | 23,522           |                | 5,090          |
| Veracruz            | 218,642          | 114,488          | 104,154          | 366                       | 192,030          |                | 26,246         |
| Yucatán             | 71,504           | 37,300           | 34,204           | 243                       | 46,943           | 8,627          | 15,691         |
| Zacatecas           | 44,414           | 24,017           | 20,397           | 401                       | 29,379           | 11,479         | 3,155          |
| <b>Nacional</b>     | <b>3,182,437</b> | <b>1,683,290</b> | <b>1,499,147</b> | <b>155,317</b>            | <b>1,700,449</b> | <b>640,948</b> | <b>685,723</b> |

### Alumnos por sexo, sostenimiento y entidad federativa

| Entidad Federativa  | ALUMNOS POR SEXO |                |                | ALUMNOS POR SOSTENIMIENTO |                |                |                |
|---------------------|------------------|----------------|----------------|---------------------------|----------------|----------------|----------------|
|                     | Total            | Mujeres        | Hombres        | Federal                   | Estatal        | Autónomo       | Particular     |
| Aguascalientes      | 9,794            | 5,245          | 4,549          | 1,026                     | 3,965          | 1,313          | 3,490          |
| Baja California     | 29,722           | 15,353         | 14,369         | 1,743                     | 15,916         |                | 12,063         |
| Baja California Sur | 5,759            | 3,022          | 2,737          | 473                       | 4,123          |                | 1,163          |
| Campeche            | 7,796            | 3,962          | 3,834          | 140                       | 4,874          | 1,845          | 937            |
| Coahuila            | 24,838           | 13,387         | 11,451         |                           | 6,382          | 4,876          | 13,580         |
| Colima              | 7,943            | 4,287          | 3,656          | 32                        | 1,611          | 3,617          | 2,683          |
| Chiapas             | 56,508           | 27,828         | 28,680         | 153                       | 53,501         |                | 2,854          |
| Chihuahua           | 33,301           | 17,555         | 15,746         | 736                       | 23,371         |                | 9,194          |
| Ciudad de México    | 109,563          | 53,683         | 55,880         | 47,105                    |                | 40,657         | 21,801         |
| Durango             | 16,717           | 8,779          | 7,938          | 250                       | 11,374         | 1,825          | 3,268          |
| Guanajuato          | 53,765           | 28,449         | 25,316         | 470                       | 26,291         | 5,586          | 21,418         |
| Guerrero            | 39,091           | 20,270         | 18,821         | 862                       | 15,108         | 19,315         | 3,806          |
| Hidalgo             | 31,290           | 15,851         | 15,439         | 652                       | 15,600         | 8,366          | 6,672          |
| Jalisco             | 103,316          | 53,283         | 50,033         | 384                       | 10,031         | 69,756         | 23,145         |
| México              | 164,853          | 86,701         | 78,152         | 6,276                     | 115,359        | 15,099         | 28,119         |
| Michoacán           | 44,986           | 24,298         | 20,688         | 380                       | 25,840         | 4,584          | 14,182         |
| Morelos             | 13,337           | 6,973          | 6,364          | 229                       | 4,530          | 3,196          | 5,382          |
| Nayarit             | 14,386           | 7,476          | 6,910          |                           | 3,461          | 4,739          | 6,186          |
| Nuevo León          | 55,236           | 29,041         | 26,195         | 56                        | 4,003          | 32,546         | 18,631         |
| Oaxaca              | 35,808           | 18,707         | 17,101         | 790                       | 27,198         | 3,281          | 4,539          |
| Puebla              | 88,201           | 45,909         | 42,292         | 235                       | 64,130         | 8,573          | 15,263         |
| Querétaro           | 26,398           | 13,943         | 12,455         | 52                        | 13,947         | 3,034          | 9,365          |
| Quintana Roo        | 14,623           | 7,489          | 7,134          | 208                       | 10,554         |                | 3,861          |
| San Luis Potosí     | 27,329           | 14,035         | 13,294         | 133                       | 11,716         | 432            | 15,048         |
| Sinaloa             | 44,052           | 22,315         | 21,737         |                           | 13,528         | 25,283         | 5,241          |
| Sonora              | 20,644           | 10,709         | 9,935          | 624                       | 11,942         |                | 8,078          |
| Tabasco             | 25,625           | 12,975         | 12,650         |                           | 23,190         |                | 2,435          |
| Tamaulipas          | 25,557           | 13,327         | 12,230         | 140                       | 10,124         | 1,003          | 14,290         |
| Tlaxcala            | 10,851           | 5,589          | 5,262          | 167                       | 8,845          |                | 1,839          |
| Veracruz            | 91,575           | 46,975         | 44,600         | 136                       | 82,112         |                | 9,327          |
| Yucatán             | 28,118           | 14,281         | 13,837         | 94                        | 18,354         | 3,716          | 5,954          |
| Zacatecas           | 17,862           | 9,336          | 8,526          | 179                       | 11,419         | 5,083          | 1,181          |
| <b>Nacional</b>     | <b>1,278,844</b> | <b>661,033</b> | <b>617,811</b> | <b>63,725</b>             | <b>652,399</b> | <b>267,725</b> | <b>294,995</b> |

### Alumnos por sexo, sostenimiento y entidad federativa

| Entidad Federativa  | ALUMNOS POR SEXO |                |                | ALUMNOS POR SOSTENIMIENTO |                |                |                |
|---------------------|------------------|----------------|----------------|---------------------------|----------------|----------------|----------------|
|                     | Total            | Mujeres        | Hombres        | Federal                   | Estatad        | Autónomo       | Particular     |
| Aguascalientes      | 8,382            | 4,576          | 3,806          | 769                       | 3,317          | 1,287          | 3,009          |
| Baja California     | 23,845           | 12,712         | 11,133         | 1,858                     | 12,843         |                | 9,144          |
| Baja California Sur | 5,205            | 2,741          | 2,464          | 360                       | 3,779          |                | 1,066          |
| Campeche            | 6,768            | 3,532          | 3,236          | 103                       | 4,193          | 1,671          | 801            |
| Coahuila            | 21,013           | 11,483         | 9,530          |                           | 5,526          | 4,537          | 10,950         |
| Colima              | 6,890            | 3,732          | 3,158          | 31                        | 1,196          | 3,670          | 1,993          |
| Chiapas             | 50,858           | 25,348         | 25,510         | 152                       | 48,206         |                | 2,500          |
| Chihuahua           | 27,470           | 15,118         | 12,352         | 647                       | 19,866         |                | 6,957          |
| Ciudad de México    | 80,473           | 41,910         | 38,563         | 34,199                    |                | 28,646         | 17,628         |
| Durango             | 14,689           | 7,738          | 6,951          | 204                       | 9,851          | 1,728          | 2,906          |
| Guanajuato          | 43,198           | 23,535         | 19,663         | 418                       | 22,868         | 4,995          | 14,917         |
| Guerrero            | 35,369           | 18,526         | 16,843         | 734                       | 14,619         | 16,883         | 3,133          |
| Hidalgo             | 27,173           | 14,368         | 12,805         | 554                       | 14,218         | 6,932          | 5,469          |
| Jalisco             | 83,555           | 44,094         | 39,461         | 335                       | 8,400          | 56,080         | 18,740         |
| México              | 144,619          | 77,754         | 66,865         | 4,871                     | 104,973        | 11,629         | 23,146         |
| Michoacán           | 38,189           | 20,916         | 17,273         | 294                       | 21,334         | 3,615          | 12,946         |
| Morelos             | 11,597           | 6,281          | 5,316          | 190                       | 4,101          | 2,679          | 4,627          |
| Nayarit             | 11,368           | 6,040          | 5,328          |                           | 2,818          | 3,978          | 4,572          |
| Nuevo León          | 44,355           | 23,641         | 20,714         | 57                        | 3,025          | 27,914         | 13,359         |
| Oaxaca              | 31,383           | 16,736         | 14,647         | 795                       | 23,753         | 2,769          | 4,066          |
| Puebla              | 79,325           | 42,029         | 37,296         | 162                       | 58,181         | 7,561          | 13,421         |
| Querétaro           | 22,980           | 12,515         | 10,465         | 51                        | 12,470         | 2,774          | 7,685          |
| Quintana Roo        | 13,979           | 7,218          | 6,761          | 209                       | 10,513         |                | 3,257          |
| San Luis Potosí     | 24,652           | 12,991         | 11,661         | 126                       | 10,648         | 388            | 13,490         |
| Sinaloa             | 38,598           | 20,181         | 18,417         |                           | 12,611         | 21,058         | 4,929          |
| Sonora              | 18,368           | 9,578          | 8,790          | 569                       | 11,036         |                | 6,763          |
| Tabasco             | 24,436           | 12,237         | 12,199         |                           | 22,175         |                | 2,261          |
| Tamaulipas          | 21,955           | 11,463         | 10,492         | 84                        | 9,515          | 841            | 11,515         |
| Tlaxcala            | 9,726            | 5,115          | 4,611          | 151                       | 7,916          |                | 1,659          |
| Veracruz            | 72,860           | 38,514         | 34,346         | 133                       | 63,872         |                | 8,855          |
| Yucatán             | 22,610           | 11,796         | 10,814         | 79                        | 15,180         | 2,123          | 5,228          |
| Zacatecas           | 14,405           | 7,790          | 6,615          | 131                       | 9,744          | 3,444          | 1,086          |
| <b>Nacional</b>     | <b>1,080,293</b> | <b>572,208</b> | <b>508,085</b> | <b>48,266</b>             | <b>572,747</b> | <b>217,202</b> | <b>242,078</b> |

### Alumnos por sexo, sostenimiento y entidad federativa

| Entidad Federativa  | ALUMNOS POR SEXO |                |                | ALUMNOS POR SOSTENIMIENTO |                |                |                |
|---------------------|------------------|----------------|----------------|---------------------------|----------------|----------------|----------------|
|                     | Total            | Mujeres        | Hombres        | Federal                   | Estatal        | Autónomo       | Particular     |
| Aguascalientes      | 6,960            | 3,962          | 2,998          | 678                       | 2,906          | 1,289          | 2,087          |
| Baja California     | 19,592           | 10,701         | 8,891          | 1,738                     | 12,694         |                | 5,160          |
| Baja California Sur | 4,307            | 2,358          | 1,949          | 286                       | 3,326          |                | 695            |
| Campeche            | 6,024            | 3,163          | 2,861          | 90                        | 3,580          | 1,688          | 666            |
| Coahuila            | 8,220            | 4,481          | 3,739          |                           | 4,902          |                | 3,318          |
| Colima              | 4,403            | 2,506          | 1,897          | 20                        | 1,080          | 2,804          | 499            |
| Chiapas             | 43,862           | 22,253         | 21,609         | 100                       | 41,815         |                | 1,947          |
| Chihuahua           | 23,247           | 13,127         | 10,120         | 518                       | 17,429         |                | 5,300          |
| Ciudad de México    | 69,224           | 37,932         | 31,292         | 31,340                    |                | 24,869         | 13,015         |
| Durango             | 11,596           | 6,333          | 5,263          | 153                       | 8,288          | 1,223          | 1,932          |
| Guanajuato          | 32,238           | 18,290         | 13,948         | 357                       | 18,843         | 5,253          | 7,785          |
| Guerrero            | 29,277           | 15,750         | 13,527         | 641                       | 12,627         | 14,177         | 1,832          |
| Hidalgo             | 22,518           | 12,364         | 10,154         | 498                       | 11,403         | 6,411          | 4,206          |
| Jalisco             | 62,979           | 35,190         | 27,789         | 315                       | 5,899          | 46,768         | 9,997          |
| México              | 120,456          | 66,586         | 53,870         | 4,201                     | 89,533         | 9,919          | 16,803         |
| Michoacán           | 27,302           | 15,413         | 11,889         | 250                       | 16,297         | 2,555          | 8,200          |
| Morelos             | 9,625            | 5,401          | 4,224          | 176                       | 3,480          | 1,900          | 4,069          |
| Nayarit             | 6,304            | 3,436          | 2,868          |                           | 2,423          | 2,711          | 1,170          |
| Nuevo León          | 5,371            | 2,887          | 2,484          | 50                        | 1,381          |                | 3,940          |
| Oaxaca              | 25,976           | 14,321         | 11,655         | 565                       | 20,339         | 2,037          | 3,035          |
| Puebla              | 66,795           | 36,038         | 30,757         | 169                       | 49,855         | 6,974          | 9,797          |
| Querétaro           | 16,016           | 9,196          | 6,820          | 45                        | 8,990          | 2,365          | 4,616          |
| Quintana Roo        | 8,995            | 4,903          | 4,092          | 155                       | 6,277          |                | 2,563          |
| San Luis Potosí     | 14,008           | 7,657          | 6,351          | 97                        | 9,183          |                | 4,728          |
| Sinaloa             | 31,570           | 17,154         | 14,416         |                           | 10,939         | 16,552         | 4,079          |
| Sonora              | 14,739           | 8,093          | 6,646          | 428                       | 10,000         |                | 4,311          |
| Tabasco             | 21,861           | 11,094         | 10,767         |                           | 19,934         |                | 1,927          |
| Tamaulipas          | 14,229           | 7,742          | 6,487          | 84                        | 7,448          | 786            | 5,911          |
| Tlaxcala            | 8,467            | 4,602          | 3,865          | 114                       | 6,761          |                | 1,592          |
| Veracruz            | 54,207           | 28,999         | 25,208         | 97                        | 46,046         |                | 8,064          |
| Yucatán             | 20,776           | 11,223         | 9,553          | 70                        | 13,409         | 2,788          | 4,509          |
| Zacatecas           | 12,147           | 6,891          | 5,256          | 91                        | 8,216          | 2,952          | 888            |
| <b>Nacional</b>     | <b>823,291</b>   | <b>450,046</b> | <b>373,245</b> | <b>43,326</b>             | <b>475,303</b> | <b>156,021</b> | <b>148,641</b> |

### Alumnos por sexo, sostenimiento y entidad federativa

| Entidad Federativa  | ALUMNOS POR SEXO |          |          | ALUMNOS POR SOSTENIMIENTO |         |          |            |
|---------------------|------------------|----------|----------|---------------------------|---------|----------|------------|
|                     | Total            | Mujeres  | Hombres  | Federal                   | Estatal | Autónomo | Particular |
| Aguascalientes      |                  |          |          |                           |         |          |            |
| Baja California     |                  |          |          |                           |         |          |            |
| Baja California Sur |                  |          |          |                           |         |          |            |
| Campeche            |                  |          |          |                           |         |          |            |
| Coahuila            | 9                | 3        | 6        |                           |         |          | 9          |
| Colima              |                  |          |          |                           |         |          |            |
| Chiapas             |                  |          |          |                           |         |          |            |
| Chihuahua           |                  |          |          |                           |         |          |            |
| Ciudad de México    |                  |          |          |                           |         |          |            |
| Durango             |                  |          |          |                           |         |          |            |
| Guanajuato          |                  |          |          |                           |         |          |            |
| Guerrero            |                  |          |          |                           |         |          |            |
| Hidalgo             |                  |          |          |                           |         |          |            |
| Jalisco             |                  |          |          |                           |         |          |            |
| México              |                  |          |          |                           |         |          |            |
| Michoacán           |                  |          |          |                           |         |          |            |
| Morelos             |                  |          |          |                           |         |          |            |
| Nayarit             |                  |          |          |                           |         |          |            |
| Nuevo León          |                  |          |          |                           |         |          |            |
| Oaxaca              |                  |          |          |                           |         |          |            |
| Puebla              |                  |          |          |                           |         |          |            |
| Querétaro           |                  |          |          |                           |         |          |            |
| Quintana Roo        |                  |          |          |                           |         |          |            |
| San Luis Potosí     |                  |          |          |                           |         |          |            |
| Sinaloa             |                  |          |          |                           |         |          |            |
| Sonora              |                  |          |          |                           |         |          |            |
| Tabasco             |                  |          |          |                           |         |          |            |
| Tamaulipas          |                  |          |          |                           |         |          |            |
| Tlaxcala            |                  |          |          |                           |         |          |            |
| Veracruz            |                  |          |          |                           |         |          |            |
| Yucatán             |                  |          |          |                           |         |          |            |
| Zacatecas           |                  |          |          |                           |         |          |            |
| <b>Nacional</b>     | <b>9</b>         | <b>3</b> | <b>6</b> |                           |         |          | <b>9</b>   |

## Docentes\* por sexo, sostenimiento y entidad federativa

| Entidad Federativa  | DOCENTES POR SEXO |                |                | DOCENTES POR SOSTENIMIENTO |               |               |               |
|---------------------|-------------------|----------------|----------------|----------------------------|---------------|---------------|---------------|
|                     | Total             | Mujeres        | Hombres        | Federal                    | Estatal       | Autónomo      | Particular    |
| Aguascalientes      | 2,182             | 1,167          | 1,015          | 110                        | 661           | 270           | 1,141         |
| Baja California     | 4,518             | 2,575          | 1,943          | 198                        | 1,623         |               | 2,697         |
| Baja California Sur | 1,151             | 568            | 583            | 52                         | 664           |               | 435           |
| Campeche            | 1,481             | 656            | 825            | 15                         | 739           | 252           | 475           |
| Coahuila            | 4,737             | 2,673          | 2,064          |                            | 912           | 499           | 3,326         |
| Colima              | 1,659             | 819            | 840            | 27                         | 247           | 606           | 779           |
| Chiapas             | 7,957             | 3,309          | 4,648          | 18                         | 6,644         |               | 1,295         |
| Chihuahua           | 4,558             | 2,500          | 2,058          | 71                         | 2,491         |               | 1,996         |
| Ciudad de México    | 21,112            | 10,967         | 10,145         | 5,713                      |               | 9,062         | 6,337         |
| Durango             | 3,190             | 1,523          | 1,667          | 34                         | 1,788         | 476           | 892           |
| Guanajuato          | 8,113             | 4,231          | 3,882          | 37                         | 2,532         | 916           | 4,628         |
| Guerrero            | 6,108             | 2,697          | 3,411          | 129                        | 2,617         | 2,211         | 1,151         |
| Hidalgo             | 5,518             | 2,964          | 2,554          | 70                         | 2,517         | 1,213         | 1,718         |
| Jalisco             | 17,042            | 8,155          | 8,887          | 77                         | 1,657         | 9,737         | 5,571         |
| México              | 31,852            | 17,639         | 14,213         | 625                        | 20,381        | 3,921         | 6,925         |
| Michoacán           | 8,564             | 3,999          | 4,565          | 67                         | 3,341         | 574           | 4,582         |
| Morelos             | 3,023             | 1,653          | 1,370          | 23                         | 622           | 347           | 2,031         |
| Nayarit             | 2,057             | 972            | 1,085          |                            | 522           | 523           | 1,012         |
| Nuevo León          | 6,108             | 3,435          | 2,673          | 28                         | 498           | 2,595         | 2,987         |
| Oaxaca              | 5,397             | 2,419          | 2,978          | 145                        | 3,165         | 611           | 1,476         |
| Puebla              | 13,132            | 7,151          | 5,981          | 1                          | 7,787         | 987           | 4,357         |
| Querétaro           | 4,999             | 2,688          | 2,311          | 24                         | 2,052         | 572           | 2,351         |
| Quintana Roo        | 2,450             | 1,177          | 1,273          | 41                         | 1,360         |               | 1,049         |
| San Luis Potosí     | 4,916             | 2,451          | 2,465          | 16                         | 1,017         | 82            | 3,801         |
| Sinaloa             | 8,122             | 4,289          | 3,833          |                            | 2,422         | 3,962         | 1,738         |
| Sonora              | 3,994             | 2,258          | 1,736          | 109                        | 1,801         |               | 2,084         |
| Tabasco             | 3,569             | 1,688          | 1,881          |                            | 2,502         |               | 1,067         |
| Tamaulipas          | 4,849             | 2,536          | 2,313          | 14                         | 1,252         | 200           | 3,383         |
| Tlaxcala            | 2,321             | 1,226          | 1,095          | 1                          | 1,521         |               | 799           |
| Veracruz            | 17,710            | 9,310          | 8,400          | 19                         | 13,465        |               | 4,226         |
| Yucatán             | 4,215             | 2,142          | 2,073          | 31                         | 2,238         | 321           | 1,625         |
| Zacatecas           | 2,498             | 1,236          | 1,262          | 15                         | 1,439         | 415           | 629           |
| <b>Nacional</b>     | <b>219,102</b>    | <b>113,073</b> | <b>106,029</b> | <b>7,710</b>               | <b>92,477</b> | <b>40,352</b> | <b>78,563</b> |

\* Conjunto de individuos adscritos a un centro de trabajo, de acuerdo a la función que realizan en el mismo. A cada uno se le considera tantas veces como en centros de trabajo esté adscrito.

## Escuelas por sostenimiento y entidad federativa

| Entidad Federativa  | ESCUELAS      |            |               |            |              |
|---------------------|---------------|------------|---------------|------------|--------------|
|                     | Total         | Federal    | Estatad       | Autónomo   | Particular   |
| Aguascalientes      | 220           | 6          | 130           | 4          | 80           |
| Baja California     | 251           | 3          | 78            |            | 170          |
| Baja California Sur | 117           | 2          | 83            |            | 32           |
| Campeche            | 115           | 1          | 67            | 4          | 43           |
| Coahuila            | 513           |            | 240           | 16         | 257          |
| Colima              | 148           | 1          | 49            | 31         | 67           |
| Chiapas             | 900           | 2          | 801           |            | 97           |
| Chihuahua           | 480           | 4          | 310           |            | 166          |
| Ciudad de México    | 348           | 74         |               | 22         | 252          |
| Durango             | 268           | 2          | 196           | 4          | 66           |
| Guanajuato          | 963           | 2          | 627           | 11         | 323          |
| Guerrero            | 754           | 4          | 519           | 131        | 100          |
| Hidalgo             | 440           | 2          | 306           | 15         | 117          |
| Jalisco             | 909           | 4          | 169           | 316        | 420          |
| México              | 1,575         | 8          | 1,184         | 20         | 363          |
| Michoacán           | 687           | 3          | 398           | 7          | 279          |
| Morelos             | 177           | 2          | 36            | 8          | 131          |
| Nayarit             | 220           |            | 123           | 18         | 79           |
| Nuevo León          | 344           | 1          | 94            | 64         | 185          |
| Oaxaca              | 679           | 6          | 549           | 14         | 110          |
| Puebla              | 1,608         | 1          | 1,235         | 28         | 344          |
| Querétaro           | 261           | 1          | 108           | 18         | 134          |
| Quintana Roo        | 225           | 3          | 152           |            | 70           |
| San Luis Potosí     | 431           | 1          | 116           | 2          | 312          |
| Sinaloa             | 497           |            | 229           | 161        | 107          |
| Sonora              | 254           | 5          | 108           |            | 141          |
| Tabasco             | 267           |            | 201           |            | 66           |
| Tamaulipas          | 362           | 1          | 124           | 4          | 233          |
| Tlaxcala            | 159           | 1          | 94            |            | 64           |
| Veracruz            | 1,606         | 1          | 1,277         |            | 328          |
| Yucatán             | 415           | 1          | 308           | 5          | 101          |
| Zacatecas           | 257           | 1          | 190           | 16         | 50           |
| <b>Nacional</b>     | <b>16,450</b> | <b>143</b> | <b>10,101</b> | <b>919</b> | <b>5,287</b> |

## Grupos por sostenimiento y entidad federativa

| Entidad Federativa  | GRUPOS         |              |               |               |               |
|---------------------|----------------|--------------|---------------|---------------|---------------|
|                     | Total          | Federal      | Estatad       | Autónomo      | Particular    |
| Aguascalientes      | 1,088          | 58           | 483           | 158           | 389           |
| Baja California     | 2,118          | 120          | 934           |               | 1,064         |
| Baja California Sur | 559            | 33           | 394           |               | 132           |
| Campeche            | 708            | 10           | 431           | 131           | 136           |
| Coahuila            | 2,682          |              | 814           | 577           | 1,291         |
| Colima              | 748            | 9            | 169           | 255           | 315           |
| Chiapas             | 5,758          | 11           | 5,332         |               | 415           |
| Chihuahua           | 2,998          | 43           | 1,994         |               | 961           |
| Ciudad de México    | 7,249          | 3,070        |               | 1,063         | 3,116         |
| Durango             | 1,632          | 16           | 1,117         | 116           | 383           |
| Guanajuato          | 5,421          | 28           | 2,588         | 397           | 2,408         |
| Guerrero            | 3,877          | 59           | 1,967         | 1,453         | 398           |
| Hidalgo             | 3,073          | 45           | 1,643         | 599           | 786           |
| Jalisco             | 8,153          | 35           | 939           | 4,774         | 2,405         |
| México              | 13,522         | 397          | 8,049         | 725           | 4,351         |
| Michoacán           | 4,268          | 29           | 2,363         | 225           | 1,651         |
| Morelos             | 1,314          | 15           | 288           | 217           | 794           |
| Nayarit             | 1,297          |              | 419           | 343           | 535           |
| Nuevo León          | 3,156          | 3            | 374           | 1,434         | 1,345         |
| Oaxaca              | 3,502          | 79           | 2,690         | 211           | 522           |
| Puebla              | 8,273          | 18           | 5,935         | 618           | 1,702         |
| Querétaro           | 2,526          | 6            | 910           | 202           | 1,408         |
| Quintana Roo        | 1,308          | 17           | 883           |               | 408           |
| San Luis Potosí     | 2,114          | 11           | 813           | 20            | 1,270         |
| Sinaloa             | 3,528          |              | 1,347         | 1,613         | 568           |
| Sonora              | 1,700          | 46           | 887           |               | 767           |
| Tabasco             | 2,059          |              | 1,739         |               | 320           |
| Tamaulipas          | 2,342          | 7            | 826           | 80            | 1,429         |
| Tlaxcala            | 907            | 12           | 649           |               | 246           |
| Veracruz            | 8,332          | 14           | 6,614         |               | 1,704         |
| Yucatán             | 2,347          | 7            | 1,570         | 177           | 593           |
| Zacatecas           | 1,680          | 12           | 1,111         | 361           | 196           |
| <b>Nacional</b>     | <b>110,239</b> | <b>4,210</b> | <b>56,272</b> | <b>15,749</b> | <b>34,008</b> |

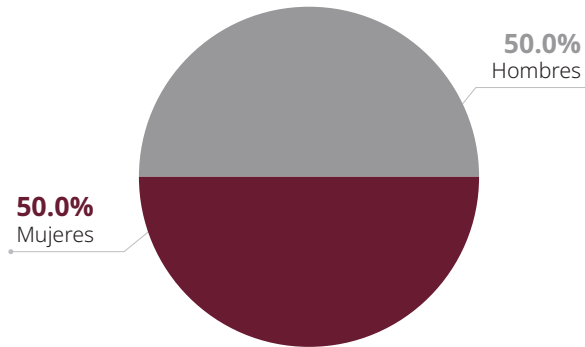
# **BACHILLERATO TECNOLÓGICO**



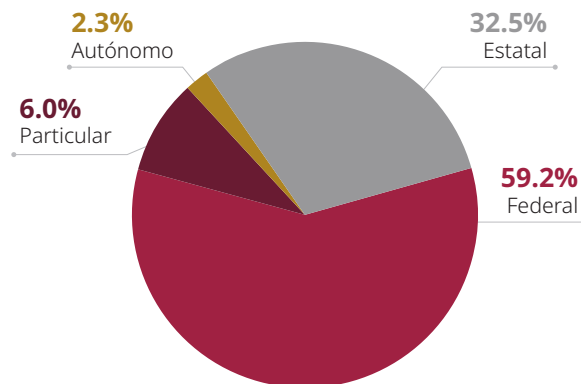
La modalidad tecnológica incluye los fundamentos del bachillerato general y el dominio de una especialidad técnica que permite a los educandos, además de ingresar a la educación superior, contar con un título que les posibilita incorporarse a la actividad productiva.

El bachillerato tecnológico atiende a más de 1.5 millones de alumnos 30.3% de la matrícula de educación media superior. Respecto al sostenimiento administrativo, el 32.5% de la matrícula acude a instituciones financiadas por gobiernos estatales, el 59.2% concurre a las atendidas por la federación, el 6.0% se refiere a los jóvenes que acuden a instituciones particulares y por último, el 2.3% de los alumnos que asisten a escuelas de sostenimiento autónomo.

**Alumnos por sexo**



**Alumnos por sostenimiento**



## Alumnos por grado, docentes, escuelas y grupos por entidad federativa

| Entidad Federativa  | ALUMNOS          |                |                |                |              | DOCENTES*      | ESCUELAS     | GRUPOS        |
|---------------------|------------------|----------------|----------------|----------------|--------------|----------------|--------------|---------------|
|                     | Total            | Primero        | Segundo        | Tercero        | Cuarto       |                |              |               |
| Aguascalientes      | 28,107           | 11,004         | 9,378          | 7,725          |              | 2,941          | 54           | 734           |
| Baja California     | 68,938           | 27,084         | 23,138         | 18,716         |              | 7,646          | 121          | 1,811         |
| Baja California Sur | 18,529           | 7,037          | 6,573          | 4,919          |              | 1,606          | 35           | 509           |
| Campeche            | 14,000           | 5,634          | 4,696          | 3,670          |              | 1,420          | 29           | 466           |
| Coahuila            | 49,904           | 20,080         | 16,438         | 13,386         |              | 4,641          | 96           | 1,380         |
| Colima              | 8,958            | 3,490          | 2,930          | 2,538          |              | 1,055          | 34           | 273           |
| Chiapas             | 46,477           | 18,045         | 15,742         | 12,690         |              | 4,824          | 149          | 1,669         |
| Chihuahua           | 51,029           | 19,966         | 16,286         | 14,756         | 21           | 4,274          | 86           | 1,343         |
| Ciudad de México    | 148,090          | 61,043         | 48,185         | 38,862         |              | 14,207         | 194          | 3,829         |
| Durango             | 32,615           | 13,224         | 10,511         | 8,880          |              | 3,246          | 63           | 1,013         |
| Guanajuato          | 92,297           | 37,173         | 28,958         | 26,142         | 24           | 7,654          | 203          | 2,412         |
| Guerrero            | 26,806           | 10,667         | 8,960          | 7,179          |              | 3,143          | 78           | 852           |
| Hidalgo             | 56,375           | 22,099         | 18,845         | 15,431         |              | 5,165          | 92           | 1,580         |
| Jalisco             | 61,610           | 24,238         | 20,294         | 15,871         | 1,207        | 6,466          | 163          | 1,900         |
| México              | 192,144          | 76,485         | 63,140         | 52,519         |              | 22,087         | 519          | 5,466         |
| Michoacán           | 47,159           | 19,179         | 15,627         | 12,353         |              | 4,564          | 88           | 1,495         |
| Morelos             | 34,458           | 14,550         | 11,099         | 8,809          |              | 1,909          | 67           | 960           |
| Nayarit             | 20,275           | 8,073          | 6,721          | 5,481          |              | 2,109          | 44           | 601           |
| Nuevo León          | 67,123           | 27,851         | 22,430         | 16,705         | 137          | 6,616          | 140          | 2,179         |
| Oaxaca              | 47,197           | 18,081         | 16,083         | 13,033         |              | 4,656          | 109          | 1,481         |
| Puebla              | 32,159           | 12,713         | 11,057         | 8,389          |              | 1,791          | 69           | 834           |
| Querétaro           | 25,449           | 10,097         | 8,430          | 6,922          |              | 1,884          | 55           | 681           |
| Quintana Roo        | 25,327           | 9,335          | 8,582          | 7,410          |              | 2,244          | 47           | 663           |
| San Luis Potosí     | 29,625           | 11,809         | 9,834          | 7,982          |              | 2,717          | 59           | 822           |
| Sinaloa             | 17,542           | 6,827          | 5,800          | 4,915          |              | 1,763          | 34           | 494           |
| Sonora              | 52,566           | 19,885         | 18,053         | 14,628         |              | 4,227          | 96           | 1,480         |
| Tabasco             | 39,081           | 14,187         | 14,476         | 10,418         |              | 3,453          | 86           | 1,130         |
| Tamaulipas          | 70,609           | 27,175         | 23,931         | 19,503         |              | 6,567          | 109          | 1,828         |
| Tlaxcala            | 27,799           | 10,647         | 9,148          | 8,004          |              | 2,263          | 61           | 756           |
| Veracruz            | 77,169           | 29,526         | 25,748         | 21,895         |              | 8,926          | 169          | 2,235         |
| Yucatán             | 18,221           | 7,715          | 6,073          | 4,433          |              | 1,754          | 42           | 578           |
| Zacatecas           | 18,198           | 7,421          | 6,262          | 4,515          |              | 2,176          | 39           | 597           |
| <b>Nacional</b>     | <b>1,545,836</b> | <b>612,340</b> | <b>513,428</b> | <b>418,679</b> | <b>1,389</b> | <b>149,994</b> | <b>3,230</b> | <b>44,051</b> |

\* Conjunto de individuos adscritos a un centro de trabajo, de acuerdo a la función que realizan en el mismo. A cada uno se le considera tantas veces como en centros de trabajo esté adscrito.

### Alumnos por sexo, sostenimiento y entidad federativa

| Entidad Federativa  | ALUMNOS POR SEXO |                |                | ALUMNOS POR SOSTENIMIENTO |                |               |               |
|---------------------|------------------|----------------|----------------|---------------------------|----------------|---------------|---------------|
|                     | Total            | Mujeres        | Hombres        | Federal                   | Estatal        | Autónomo      | Particular    |
| Aguascalientes      | 28,107           | 14,509         | 13,598         | 16,080                    | 11,113         |               | 914           |
| Baja California     | 68,938           | 34,751         | 34,187         | 34,094                    | 29,034         |               | 5,810         |
| Baja California Sur | 18,529           | 9,102          | 9,427          | 9,755                     | 8,453          |               | 321           |
| Campeche            | 14,000           | 6,649          | 7,351          | 8,899                     | 5,009          |               | 92            |
| Coahuila            | 49,904           | 24,412         | 25,492         | 31,077                    | 15,270         |               | 3,557         |
| Colima              | 8,958            | 4,196          | 4,762          | 4,156                     |                | 4,585         | 217           |
| Chiapas             | 46,477           | 23,396         | 23,081         | 22,470                    | 20,268         |               | 3,739         |
| Chihuahua           | 51,029           | 25,486         | 25,543         | 33,655                    | 14,484         | 161           | 2,729         |
| Ciudad de México    | 148,090          | 71,324         | 76,766         | 133,119                   |                |               | 14,971        |
| Durango             | 32,615           | 16,978         | 15,637         | 25,787                    | 6,733          |               | 95            |
| Guanajuato          | 92,297           | 47,879         | 44,418         | 41,146                    | 44,574         | 790           | 5,787         |
| Guerrero            | 26,806           | 13,605         | 13,201         | 23,114                    | 3,692          |               |               |
| Hidalgo             | 56,375           | 28,898         | 27,477         | 28,687                    | 26,557         |               | 1,131         |
| Jalisco             | 61,610           | 30,275         | 31,335         | 27,997                    | 22,572         | 8,077         | 2,964         |
| México              | 192,144          | 94,966         | 97,178         | 49,780                    | 118,322        |               | 24,042        |
| Michoacán           | 47,159           | 24,643         | 22,516         | 30,301                    | 16,858         |               |               |
| Morelos             | 34,458           | 17,442         | 17,016         | 24,478                    | 3,882          | 2,767         | 3,331         |
| Nayarit             | 20,275           | 10,592         | 9,683          | 13,750                    | 6,416          |               | 109           |
| Nuevo León          | 67,123           | 32,714         | 34,409         | 15,348                    | 26,457         | 18,665        | 6,653         |
| Oaxaca              | 47,197           | 23,828         | 23,369         | 36,545                    | 10,405         | 247           |               |
| Puebla              | 32,159           | 15,931         | 16,228         | 23,752                    | 6,938          | 517           | 952           |
| Querétaro           | 25,449           | 12,939         | 12,510         | 12,812                    | 9,387          |               | 3,250         |
| Quintana Roo        | 25,327           | 12,211         | 13,116         | 12,531                    | 12,281         |               | 515           |
| San Luis Potosí     | 29,625           | 14,928         | 14,697         | 21,143                    | 7,709          |               | 773           |
| Sinaloa             | 17,542           | 8,752          | 8,790          | 16,482                    | 1,060          |               |               |
| Sonora              | 52,566           | 26,568         | 25,998         | 33,561                    | 18,955         |               | 50            |
| Tabasco             | 39,081           | 19,324         | 19,757         | 17,721                    | 17,581         |               | 3,779         |
| Tamaulipas          | 70,609           | 35,739         | 34,870         | 59,964                    | 7,587          |               | 3,058         |
| Tlaxcala            | 27,799           | 13,841         | 13,958         | 13,548                    | 13,978         |               | 273           |
| Veracruz            | 77,169           | 39,141         | 38,028         | 65,421                    | 8,709          |               | 3,039         |
| Yucatán             | 18,221           | 8,574          | 9,647          | 14,488                    | 3,566          |               | 167           |
| Zacatecas           | 18,198           | 9,734          | 8,464          | 13,285                    | 4,913          |               |               |
| <b>Nacional</b>     | <b>1,545,836</b> | <b>773,327</b> | <b>772,509</b> | <b>914,946</b>            | <b>502,763</b> | <b>35,809</b> | <b>92,318</b> |

### Alumnos por sexo, sostenimiento y entidad federativa

| Entidad Federativa  | ALUMNOS POR SEXO |                |                | ALUMNOS POR SOSTENIMIENTO |                |               |               |
|---------------------|------------------|----------------|----------------|---------------------------|----------------|---------------|---------------|
|                     | Total            | Mujeres        | Hombres        | Federal                   | Estatal        | Autónomo      | Particular    |
| Aguascalientes      | 11,004           | 5,587          | 5,417          | 6,199                     | 4426           |               | 379           |
| Baja California     | 27,084           | 13,503         | 13,581         | 13,575                    | 11049          |               | 2,460         |
| Baja California Sur | 7,037            | 3,417          | 3,620          | 3,630                     | 3282           |               | 125           |
| Campeche            | 5,634            | 2,644          | 2,990          | 3,500                     | 2097           |               | 37            |
| Coahuila            | 20,080           | 9,576          | 10,504         | 12,918                    | 5540           |               | 1,622         |
| Colima              | 3,490            | 1,602          | 1,888          | 1,751                     |                | 1,642         | 97            |
| Chiapas             | 18,045           | 8,984          | 9,061          | 8,747                     | 8,064          |               | 1,234         |
| Chihuahua           | 19,966           | 9,666          | 10,300         | 13,252                    | 5,460          | 63            | 1,191         |
| Ciudad de México    | 61,043           | 28,775         | 32,268         | 53,610                    |                |               | 7,433         |
| Durango             | 13,224           | 6,731          | 6,493          | 10,387                    | 2,804          |               | 33            |
| Guanajuato          | 37,173           | 18,722         | 18,451         | 16,613                    | 17,834         | 279           | 2,447         |
| Guerrero            | 10,667           | 5,381          | 5,286          | 9,184                     | 1,483          |               |               |
| Hidalgo             | 22,099           | 11,014         | 11,085         | 11,327                    | 10,260         |               | 512           |
| Jalisco             | 24,238           | 11,544         | 12,694         | 11,069                    | 8,386          | 3,499         | 1,284         |
| México              | 76,485           | 36,879         | 39,606         | 20,405                    | 46,137         |               | 9,943         |
| Michoacán           | 19,179           | 9,765          | 9,414          | 12,513                    | 6,666          |               |               |
| Morelos             | 14,550           | 7,204          | 7,346          | 9,910                     | 1,455          | 1,689         | 1,496         |
| Nayarit             | 8,073            | 4,129          | 3,944          | 5,649                     | 2,359          |               | 65            |
| Nuevo León          | 27,851           | 13,472         | 14,379         | 6,701                     | 10,010         | 8,231         | 2,909         |
| Oaxaca              | 18,081           | 8,908          | 9,173          | 13,925                    | 4,097          | 59            |               |
| Puebla              | 12,713           | 6,128          | 6,585          | 9,483                     | 2,631          | 263           | 336           |
| Querétaro           | 10,097           | 5,032          | 5,065          | 5,147                     | 3,510          |               | 1,440         |
| Quintana Roo        | 9,335            | 4,426          | 4,909          | 4,778                     | 4,289          |               | 268           |
| San Luis Potosí     | 11,809           | 5,815          | 5,994          | 8,508                     | 2,979          |               | 322           |
| Sinaloa             | 6,827            | 3,306          | 3,521          | 6,382                     | 445            |               |               |
| Sonora              | 19,885           | 9,835          | 10,050         | 12,911                    | 6,952          |               | 22            |
| Tabasco             | 14,187           | 6,838          | 7,349          | 6,644                     | 6,437          |               | 1,106         |
| Tamaulipas          | 27,175           | 13,619         | 13,556         | 22,704                    | 3,060          |               | 1,411         |
| Tlaxcala            | 10,647           | 5,175          | 5,472          | 5,082                     | 5,462          |               | 103           |
| Veracruz            | 29,526           | 14,592         | 14,934         | 24,921                    | 3,340          |               | 1,265         |
| Yucatán             | 7,715            | 3,512          | 4,203          | 6,315                     | 1,315          |               | 85            |
| Zacatecas           | 7,421            | 3,720          | 3,701          | 5,421                     | 2,000          |               |               |
| <b>Nacional</b>     | <b>612,340</b>   | <b>299,501</b> | <b>312,839</b> | <b>363,161</b>            | <b>193,829</b> | <b>15,725</b> | <b>39,625</b> |

### Alumnos por sexo, sostenimiento y entidad federativa

| Entidad Federativa  | ALUMNOS POR SEXO |                |                | ALUMNOS POR SOSTENIMIENTO |                |               |               |
|---------------------|------------------|----------------|----------------|---------------------------|----------------|---------------|---------------|
|                     | Total            | Mujeres        | Hombres        | Federal                   | Estatal        | Autónomo      | Particular    |
| Aguascalientes      | 9,378            | 4,865          | 4,513          | 5,401                     | 3,683          |               | 294           |
| Baja California     | 23,138           | 11,589         | 11,549         | 11,324                    | 9,858          |               | 1,956         |
| Baja California Sur | 6,573            | 3,221          | 3,352          | 3,431                     | 3,024          |               | 118           |
| Campeche            | 4,696            | 2,253          | 2,443          | 3,110                     | 1,554          |               | 32            |
| Coahuila            | 16,438           | 8,135          | 8,303          | 10,224                    | 5,116          |               | 1,098         |
| Colima              | 2,930            | 1,375          | 1,555          | 1,264                     |                | 1,577         | 89            |
| Chiapas             | 15,742           | 7,996          | 7,746          | 7,659                     | 6,907          |               | 1,176         |
| Chihuahua           | 16,286           | 8,231          | 8,055          | 10,685                    | 4,707          | 51            | 843           |
| Ciudad de México    | 48,185           | 22,970         | 25,215         | 43,238                    |                |               | 4,947         |
| Durango             | 10,511           | 5,475          | 5,036          | 8,383                     | 2,103          |               | 25            |
| Guanajuato          | 28,958           | 15,043         | 13,915         | 13,330                    | 13,342         | 254           | 2,032         |
| Guerrero            | 8,960            | 4,542          | 4,418          | 7,740                     | 1,220          |               |               |
| Hidalgo             | 18,845           | 9,659          | 9,186          | 9,502                     | 8,989          |               | 354           |
| Jalisco             | 20,294           | 10,195         | 10,099         | 8,757                     | 8,055          | 2,457         | 1,025         |
| México              | 63,140           | 31,491         | 31,649         | 16,247                    | 38,311         |               | 8,582         |
| Michoacán           | 15,627           | 8,309          | 7,318          | 9,933                     | 5,694          |               |               |
| Morelos             | 11,099           | 5,747          | 5,352          | 8,159                     | 1,344          | 634           | 962           |
| Nayarit             | 6,721            | 3,460          | 3,261          | 4,461                     | 2,222          |               | 38            |
| Nuevo León          | 22,430           | 10,902         | 11,528         | 5,348                     | 9,391          | 5,391         | 2,300         |
| Oaxaca              | 16,083           | 8,093          | 7,990          | 12,571                    | 3,411          | 101           |               |
| Puebla              | 11,057           | 5,541          | 5,516          | 8,107                     | 2,327          | 254           | 369           |
| Querétaro           | 8,430            | 4,307          | 4,123          | 4,205                     | 3,098          |               | 1,127         |
| Quintana Roo        | 8,582            | 4,118          | 4,464          | 4,108                     | 4,293          |               | 181           |
| San Luis Potosí     | 9,834            | 4,959          | 4,875          | 7,043                     | 2,561          |               | 230           |
| Sinaloa             | 5,800            | 2,908          | 2,892          | 5,450                     | 350            |               |               |
| Sonora              | 18,053           | 9,236          | 8,817          | 11,326                    | 6,727          |               |               |
| Tabasco             | 14,476           | 7,223          | 7,253          | 6,113                     | 5,921          |               | 2,442         |
| Tamaulipas          | 23,931           | 11,938         | 11,993         | 20,106                    | 2,445          |               | 1,380         |
| Tlaxcala            | 9,148            | 4,593          | 4,555          | 4,484                     | 4,566          |               | 98            |
| Veracruz            | 25,748           | 13,223         | 12,525         | 21,834                    | 2,912          |               | 1,002         |
| Yucatán             | 6,073            | 2,907          | 3,166          | 4,790                     | 1,232          |               | 51            |
| Zacatecas           | 6,262            | 3,482          | 2,780          | 4,638                     | 1,624          |               |               |
| <b>Nacional</b>     | <b>513,428</b>   | <b>257,986</b> | <b>255,442</b> | <b>302,971</b>            | <b>166,987</b> | <b>10,719</b> | <b>32,751</b> |

### Alumnos por sexo, sostenimiento y entidad federativa

| Entidad Federativa  | ALUMNOS POR SEXO |                |                | ALUMNOS POR SOSTENIMIENTO |                |              |               |
|---------------------|------------------|----------------|----------------|---------------------------|----------------|--------------|---------------|
|                     | Total            | Mujeres        | Hombres        | Federal                   | Estatal        | Autónomo     | Particular    |
| Aguascalientes      | 7,725            | 4,057          | 3,668          | 4,480                     | 3,004          |              | 241           |
| Baja California     | 18,716           | 9,659          | 9,057          | 9,195                     | 8,127          |              | 1,394         |
| Baja California Sur | 4,919            | 2,464          | 2,455          | 2,694                     | 2,147          |              | 78            |
| Campeche            | 3,670            | 1,752          | 1,918          | 2,289                     | 1,358          |              | 23            |
| Coahuila            | 13,386           | 6,701          | 6,685          | 7,935                     | 4,614          |              | 837           |
| Colima              | 2,538            | 1,219          | 1,319          | 1,141                     |                | 1,366        | 31            |
| Chiapas             | 12,690           | 6,416          | 6,274          | 6,064                     | 5,297          |              | 1,329         |
| Chihuahua           | 14,756           | 7,573          | 7,183          | 9,718                     | 4,317          | 26           | 695           |
| Ciudad de México    | 38,862           | 19,579         | 19,283         | 36,271                    |                |              | 2,591         |
| Durango             | 8,880            | 4,772          | 4,108          | 7,017                     | 1,826          |              | 37            |
| Guanajuato          | 26,142           | 14,107         | 12,035         | 11,203                    | 13,398         | 257          | 1,284         |
| Guerrero            | 7,179            | 3,682          | 3,497          | 6,190                     | 989            |              |               |
| Hidalgo             | 15,431           | 8,225          | 7,206          | 7,858                     | 7,308          |              | 265           |
| Jalisco             | 15,871           | 8,098          | 7,773          | 7,247                     | 6,131          | 1,838        | 655           |
| México              | 52,519           | 26,596         | 25,923         | 13,128                    | 33,874         |              | 5,517         |
| Michoacán           | 12,353           | 6,569          | 5,784          | 7,855                     | 4,498          |              |               |
| Morelos             | 8,809            | 4,491          | 4,318          | 6,409                     | 1,083          | 444          | 873           |
| Nayarit             | 5,481            | 3,003          | 2,478          | 3,640                     | 1,835          |              | 6             |
| Nuevo León          | 16,705           | 8,249          | 8,456          | 3,299                     | 7,056          | 5,009        | 1,341         |
| Oaxaca              | 13,033           | 6,827          | 6,206          | 10,049                    | 2,897          | 87           |               |
| Puebla              | 8,389            | 4,262          | 4,127          | 6,162                     | 1,980          |              | 247           |
| Querétaro           | 6,922            | 3,600          | 3,322          | 3,460                     | 2,779          |              | 683           |
| Quintana Roo        | 7,410            | 3,667          | 3,743          | 3,645                     | 3,699          |              | 66            |
| San Luis Potosí     | 7,982            | 4,154          | 3,828          | 5,592                     | 2,169          |              | 221           |
| Sinaloa             | 4,915            | 2,538          | 2,377          | 4,650                     | 265            |              |               |
| Sonora              | 14,628           | 7,497          | 7,131          | 9,324                     | 5,276          |              | 28            |
| Tabasco             | 10,418           | 5,263          | 5,155          | 4,964                     | 5,223          |              | 231           |
| Tamaulipas          | 19,503           | 10,182         | 9,321          | 17,154                    | 2,082          |              | 267           |
| Tlaxcala            | 8,004            | 4,073          | 3,931          | 3,982                     | 3,950          |              | 72            |
| Veracruz            | 21,895           | 11,326         | 10,569         | 18,666                    | 2,457          |              | 772           |
| Yucatán             | 4,433            | 2,155          | 2,278          | 3,383                     | 1,019          |              | 31            |
| Zacatecas           | 4,515            | 2,532          | 1,983          | 3,226                     | 1,289          |              |               |
| <b>Nacional</b>     | <b>418,679</b>   | <b>215,288</b> | <b>203,391</b> | <b>247,890</b>            | <b>141,947</b> | <b>9,027</b> | <b>19,815</b> |

### Alumnos por sexo, sostenimiento y entidad federativa

| Entidad Federativa  | ALUMNOS POR SEXO |            |            | ALUMNOS POR SOSTENIMIENTO |         |            |            |
|---------------------|------------------|------------|------------|---------------------------|---------|------------|------------|
|                     | Total            | Mujeres    | Hombres    | Federal                   | Estatal | Autónomo   | Particular |
| Aguascalientes      |                  |            |            |                           |         |            |            |
| Baja California     |                  |            |            |                           |         |            |            |
| Baja California Sur |                  |            |            |                           |         |            |            |
| Campeche            |                  |            |            |                           |         |            |            |
| Coahuila            |                  |            |            |                           |         |            |            |
| Colima              |                  |            |            |                           |         |            |            |
| Chiapas             |                  |            |            |                           |         |            |            |
| Chihuahua           | 21               | 16         | 5          |                           |         | 21         |            |
| Ciudad de México    |                  |            |            |                           |         |            |            |
| Durango             |                  |            |            |                           |         |            |            |
| Guanajuato          | 24               | 7          | 17         |                           |         |            | 24         |
| Guerrero            |                  |            |            |                           |         |            |            |
| Hidalgo             |                  |            |            |                           |         |            |            |
| Jalisco             | 1,207            | 438        | 769        | 924                       |         | 283        |            |
| México              |                  |            |            |                           |         |            |            |
| Michoacán           |                  |            |            |                           |         |            |            |
| Morelos             |                  |            |            |                           |         |            |            |
| Nayarit             |                  |            |            |                           |         |            |            |
| Nuevo León          | 137              | 91         | 46         |                           |         | 34         | 103        |
| Oaxaca              |                  |            |            |                           |         |            |            |
| Puebla              |                  |            |            |                           |         |            |            |
| Querétaro           |                  |            |            |                           |         |            |            |
| Quintana Roo        |                  |            |            |                           |         |            |            |
| San Luis Potosí     |                  |            |            |                           |         |            |            |
| Sinaloa             |                  |            |            |                           |         |            |            |
| Sonora              |                  |            |            |                           |         |            |            |
| Tabasco             |                  |            |            |                           |         |            |            |
| Tamaulipas          |                  |            |            |                           |         |            |            |
| Tlaxcala            |                  |            |            |                           |         |            |            |
| Veracruz            |                  |            |            |                           |         |            |            |
| Yucatán             |                  |            |            |                           |         |            |            |
| Zacatecas           |                  |            |            |                           |         |            |            |
| <b>Nacional</b>     | <b>1,389</b>     | <b>552</b> | <b>837</b> | <b>924</b>                |         | <b>338</b> | <b>127</b> |

## Docentes\* por sexo, sostenimiento y entidad federativa

| Entidad Federativa  | DOCENTES POR SEXO |               |               | DOCENTES POR SOSTENIMIENTO |               |              |               |
|---------------------|-------------------|---------------|---------------|----------------------------|---------------|--------------|---------------|
|                     | Total             | Mujeres       | Hombres       | Federal                    | Estatal       | Autónomo     | Particular    |
| Aguascalientes      | 2,941             | 1,548         | 1,393         | 1,829                      | 851           |              | 261           |
| Baja California     | 7,646             | 3,961         | 3,685         | 2,286                      | 4,947         |              | 413           |
| Baja California Sur | 1,606             | 695           | 911           | 929                        | 579           |              | 98            |
| Campeche            | 1,420             | 605           | 815           | 937                        | 448           |              | 35            |
| Coahuila            | 4,641             | 2,213         | 2,428         | 3,153                      | 990           |              | 498           |
| Colima              | 1,055             | 488           | 567           | 581                        |               | 415          | 59            |
| Chiapas             | 4,824             | 1,940         | 2,884         | 2,269                      | 1,783         |              | 772           |
| Chihuahua           | 4,274             | 2,050         | 2,224         | 2,921                      | 1,066         | 33           | 254           |
| Ciudad de México    | 14,207            | 7,220         | 6,987         | 12,119                     |               |              | 2,088         |
| Durango             | 3,246             | 1,444         | 1,802         | 2,683                      | 556           |              | 7             |
| Guanajuato          | 7,654             | 3,707         | 3,947         | 3,600                      | 2,895         | 68           | 1,091         |
| Guerrero            | 3,143             | 1,353         | 1,790         | 2,815                      | 328           |              |               |
| Hidalgo             | 5,165             | 2,638         | 2,527         | 2,823                      | 2,002         |              | 340           |
| Jalisco             | 6,466             | 2,865         | 3,601         | 3,008                      | 2,227         | 833          | 398           |
| México              | 22,087            | 11,954        | 10,133        | 3,414                      | 15,114        |              | 3,559         |
| Michoacán           | 4,564             | 2,135         | 2,429         | 3,036                      | 1,528         |              |               |
| Morelos             | 1,909             | 978           | 931           | 1,207                      | 126           | 255          | 321           |
| Nayarit             | 2,109             | 934           | 1,175         | 1,533                      | 546           |              | 30            |
| Nuevo León          | 6,616             | 3,453         | 3,163         | 1,740                      | 1,623         | 2,450        | 803           |
| Oaxaca              | 4,656             | 2,254         | 2,402         | 3,118                      | 1,238         | 300          |               |
| Puebla              | 1,791             | 805           | 986           | 1,284                      | 234           | 79           | 194           |
| Querétaro           | 1,884             | 949           | 935           | 873                        | 452           |              | 559           |
| Quintana Roo        | 2,244             | 1,041         | 1,203         | 1,246                      | 916           |              | 82            |
| San Luis Potosí     | 2,717             | 1,286         | 1,431         | 2,186                      | 357           |              | 174           |
| Sinaloa             | 1,763             | 813           | 950           | 1,651                      | 112           |              |               |
| Sonora              | 4,227             | 2,127         | 2,100         | 2,954                      | 1,260         |              | 13            |
| Tabasco             | 3,453             | 1,394         | 2,059         | 1,598                      | 1,559         |              | 296           |
| Tamaulipas          | 6,567             | 3,099         | 3,468         | 5,259                      | 861           |              | 447           |
| Tlaxcala            | 2,263             | 1,130         | 1,133         | 1,177                      | 1,021         |              | 65            |
| Veracruz            | 8,926             | 4,479         | 4,447         | 7,307                      | 809           |              | 810           |
| Yucatán             | 1,754             | 778           | 976           | 1,408                      | 300           |              | 46            |
| Zacatecas           | 2,176             | 1,021         | 1,155         | 1,553                      | 623           |              |               |
| <b>Nacional</b>     | <b>149,994</b>    | <b>73,357</b> | <b>76,637</b> | <b>84,497</b>              | <b>47,351</b> | <b>4,433</b> | <b>13,713</b> |

\* Conjunto de individuos adscritos a un centro de trabajo, de acuerdo a la función que realizan en el mismo. A cada uno se le considera tantas veces como en centros de trabajo esté adscrito.

## Escuelas por sostenimiento y entidad federativa

| Entidad Federativa  | ESCUELAS     |              |              |           |            |
|---------------------|--------------|--------------|--------------|-----------|------------|
|                     | Total        | Federal      | Estatad      | Autónomo  | Particular |
| Aguascalientes      | 54           | 27           | 22           |           | 5          |
| Baja California     | 121          | 42           | 51           |           | 28         |
| Baja California Sur | 35           | 16           | 16           |           | 3          |
| Campeche            | 29           | 17           | 10           |           | 2          |
| Coahuila            | 96           | 42           | 40           |           | 14         |
| Colima              | 34           | 9            |              | 20        | 5          |
| Chiapas             | 149          | 40           | 56           |           | 53         |
| Chihuahua           | 86           | 40           | 29           | 1         | 16         |
| Ciudad de México    | 194          | 101          |              |           | 93         |
| Durango             | 63           | 40           | 22           |           | 1          |
| Guanajuato          | 203          | 61           | 75           | 5         | 62         |
| Guerrero            | 78           | 59           | 19           |           |            |
| Hidalgo             | 92           | 34           | 42           |           | 16         |
| Jalisco             | 163          | 48           | 70           | 29        | 16         |
| México              | 519          | 60           | 306          |           | 153        |
| Michoacán           | 88           | 50           | 38           |           |            |
| Morelos             | 67           | 30           | 10           | 5         | 22         |
| Nayarit             | 44           | 30           | 13           |           | 1          |
| Nuevo León          | 140          | 25           | 41           | 23        | 51         |
| Oaxaca              | 109          | 67           | 41           | 1         |            |
| Puebla              | 69           | 34           | 18           | 2         | 15         |
| Querétaro           | 55           | 15           | 18           |           | 22         |
| Quintana Roo        | 47           | 22           | 20           |           | 5          |
| San Luis Potosí     | 59           | 35           | 17           |           | 7          |
| Sinaloa             | 34           | 28           | 6            |           |            |
| Sonora              | 96           | 54           | 41           |           | 1          |
| Tabasco             | 86           | 28           | 44           |           | 14         |
| Tamaulipas          | 109          | 77           | 11           |           | 21         |
| Tlaxcala            | 61           | 18           | 37           |           | 6          |
| Veracruz            | 169          | 104          | 31           |           | 34         |
| Yucatán             | 42           | 28           | 12           |           | 2          |
| Zacatecas           | 39           | 26           | 13           |           |            |
| <b>Nacional</b>     | <b>3,230</b> | <b>1,307</b> | <b>1,169</b> | <b>86</b> | <b>668</b> |

## Grupos por sostenimiento y entidad federativa

| Entidad Federativa  | GRUPOS        |               |               |              |              |
|---------------------|---------------|---------------|---------------|--------------|--------------|
|                     | Total         | Federal       | Estatad       | Autónomo     | Particular   |
| Aguascalientes      | 734           | 396           | 289           |              | 49           |
| Baja California     | 1,811         | 858           | 749           |              | 204          |
| Baja California Sur | 509           | 277           | 214           |              | 18           |
| Campeche            | 466           | 281           | 178           |              | 7            |
| Coahuila            | 1,380         | 821           | 419           |              | 140          |
| Colima              | 273           | 146           |               | 112          | 15           |
| Chiapas             | 1,669         | 645           | 784           |              | 240          |
| Chihuahua           | 1,343         | 817           | 399           | 6            | 121          |
| Ciudad de México    | 3,829         | 3,139         |               |              | 690          |
| Durango             | 1,013         | 738           | 272           |              | 3            |
| Guanajuato          | 2,412         | 1,002         | 1,075         | 21           | 314          |
| Guerrero            | 852           | 710           | 142           |              |              |
| Hidalgo             | 1,580         | 715           | 773           |              | 92           |
| Jalisco             | 1,900         | 893           | 614           | 269          | 124          |
| México              | 5,466         | 1,249         | 3,061         |              | 1,156        |
| Michoacán           | 1,495         | 880           | 615           |              |              |
| Morelos             | 960           | 635           | 93            | 62           | 170          |
| Nayarit             | 601           | 437           | 158           |              | 6            |
| Nuevo León          | 2,179         | 434           | 699           | 645          | 401          |
| Oaxaca              | 1,481         | 1,063         | 394           | 24           |              |
| Puebla              | 834           | 572           | 175           | 22           | 65           |
| Querétaro           | 681           | 293           | 219           |              | 169          |
| Quintana Roo        | 663           | 338           | 300           |              | 25           |
| San Luis Potosí     | 822           | 553           | 233           |              | 36           |
| Sinaloa             | 494           | 459           | 35            |              |              |
| Sonora              | 1,480         | 890           | 588           |              | 2            |
| Tabasco             | 1,130         | 434           | 556           |              | 140          |
| Tamaulipas          | 1,828         | 1,494         | 198           |              | 136          |
| Tlaxcala            | 756           | 328           | 408           |              | 20           |
| Veracruz            | 2,235         | 1,721         | 320           |              | 194          |
| Yucatán             | 578           | 464           | 105           |              | 9            |
| Zacatecas           | 597           | 405           | 192           |              |              |
| <b>Nacional</b>     | <b>44,051</b> | <b>24,087</b> | <b>14,257</b> | <b>1,161</b> | <b>4,546</b> |

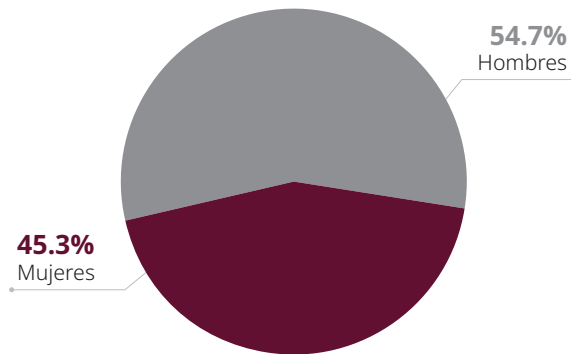
# **PROFESIONAL TÉCNICO BACHILLER**



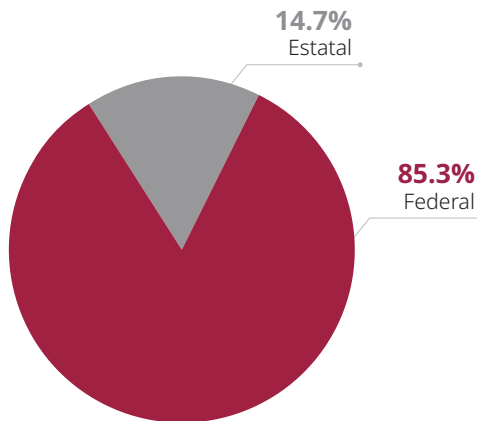
Este servicio está dirigido a alumnos que concluyeron la educación secundaria, con el fin de prepararlos como profesionales técnicos en actividades industriales y de servicios, teniendo la oportunidad de continuar con sus estudios superiores. Se cursa en tres años. La matrícula de este nivel educativo, que asciende a 326,819 alumnos. Atendidos por 42,264 docentes en 545 escuelas.

Como se observa en la gráfica relativa al sostenimiento administrativo, el 85.3% de los alumnos asiste a escuelas financiadas por los gobiernos estatales y el restante 14.7% correspondiente a los jóvenes que asisten a escuelas federales.

**Alumnos por sexo**



**Alumnos por sostenimiento**



## Alumnos por grado, docentes y escuelas por entidad federativa

| Entidad Federativa  | ALUMNOS        |                |                |               | DOCENTES*     | ESCUELAS   | GRUPOS       |
|---------------------|----------------|----------------|----------------|---------------|---------------|------------|--------------|
|                     | Total          | Primero        | Segundo        | Tercero       |               |            |              |
| Aguascalientes      | 4,564          | 1,769          | 1,518          | 1,277         | 851           | 11         | 136          |
| Baja California     | 9,424          | 3,710          | 3,148          | 2,566         | 1,147         | 12         | 223          |
| Baja California Sur | 2,212          | 1,125          | 594            | 493           | 180           | 4          | 64           |
| Campeche            | 2,174          | 849            | 752            | 573           | 323           | 5          | 67           |
| Coahuila            | 10,926         | 4,523          | 3,439          | 2,964         | 967           | 15         | 258          |
| Colima              | 1,887          | 797            | 590            | 500           | 316           | 4          | 56           |
| Chiapas             | 8,209          | 2,892          | 2,866          | 2,451         | 1,198         | 19         | 202          |
| Chihuahua           | 9,960          | 4,024          | 3,547          | 2,389         | 1,551         | 15         | 307          |
| Ciudad de México    | 41,114         | 17,167         | 12,593         | 11,354        | 5,562         | 54         | 1,099        |
| Durango             | 1,901          | 882            | 728            | 291           | 388           | 6          | 75           |
| Guanajuato          | 17,939         | 7,064          | 5,767          | 5,108         | 2,102         | 25         | 468          |
| Guerrero            | 6,303          | 2,519          | 2,059          | 1,725         | 948           | 16         | 183          |
| Hidalgo             | 3,943          | 1,576          | 1,303          | 1,064         | 445           | 11         | 131          |
| Jalisco             | 13,239         | 5,334          | 4,300          | 3,605         | 1,785         | 32         | 439          |
| México              | 52,104         | 19,600         | 17,597         | 14,907        | 6,408         | 71         | 1,203        |
| Michoacán           | 11,814         | 4,806          | 3,878          | 3,130         | 1,405         | 18         | 321          |
| Morelos             | 5,033          | 2,126          | 1,630          | 1,277         | 254           | 9          | 128          |
| Nayarit             | 3,321          | 1,204          | 1,195          | 922           | 549           | 7          | 99           |
| Nuevo León          | 22,404         | 8,845          | 7,320          | 6,239         | 1,730         | 32         | 589          |
| Oaxaca              | 7,013          | 2,812          | 2,523          | 1,678         | 1,399         | 12         | 301          |
| Puebla              | 8,033          | 3,152          | 2,581          | 2,300         | 1,092         | 15         | 237          |
| Querétaro           | 4,306          | 1,755          | 1,476          | 1,075         | 347           | 9          | 129          |
| Quintana Roo        | 10,325         | 3,984          | 3,345          | 2,996         | 1,517         | 16         | 276          |
| San Luis Potosí     | 5,442          | 2,082          | 1,875          | 1,485         | 718           | 10         | 151          |
| Sinaloa             | 9,090          | 3,655          | 3,031          | 2,404         | 1,380         | 20         | 328          |
| Sonora              | 16,430         | 6,508          | 5,738          | 4,184         | 2,259         | 26         | 421          |
| Tabasco             | 6,026          | 2,194          | 2,063          | 1,769         | 868           | 14         | 142          |
| Tamaulipas          | 8,364          | 3,295          | 2,918          | 2,151         | 1,351         | 14         | 259          |
| Tlaxcala            | 3,372          | 1,357          | 1,080          | 935           | 633           | 5          | 88           |
| Veracruz            | 12,910         | 4,777          | 4,495          | 3,638         | 1,773         | 26         | 329          |
| Yucatán             | 5,548          | 2,112          | 1,971          | 1,465         | 652           | 9          | 110          |
| Zacatecas           | 1,489          | 649            | 454            | 386           | 166           | 3          | 46           |
| <b>Nacional</b>     | <b>326,819</b> | <b>129,144</b> | <b>108,374</b> | <b>89,301</b> | <b>42,264</b> | <b>545</b> | <b>8,865</b> |

\* Conjunto de individuos adscritos a un centro de trabajo, de acuerdo a la función que realizan en el mismo. A cada uno se le considera tantas veces como en centros de trabajo esté adscrito.

## Alumnos por sexo, sostenimiento y entidad federativa

| Entidad Federativa  | ALUMNOS POR SEXO |                |                | ALUMNOS POR SOSTENIMIENTO |                |          |            |
|---------------------|------------------|----------------|----------------|---------------------------|----------------|----------|------------|
|                     | Total            | Mujeres        | Hombres        | Federal                   | Estatad        | Autónomo | Particular |
| Aguascalientes      | 4,564            | 2,080          | 2,484          |                           | 4,564          |          |            |
| Baja California     | 9,424            | 4,506          | 4,918          |                           | 9,424          |          |            |
| Baja California Sur | 2,212            | 1,202          | 1,010          |                           | 2,212          |          |            |
| Campeche            | 2,174            | 880            | 1,294          |                           | 2,174          |          |            |
| Coahuila            | 10,926           | 4,059          | 6,867          |                           | 10,926         |          |            |
| Colima              | 1,887            | 1,027          | 860            |                           | 1,887          |          |            |
| Chiapas             | 8,209            | 4,558          | 3,651          |                           | 8,209          |          |            |
| Chihuahua           | 9,960            | 4,253          | 5,707          |                           | 9,960          |          |            |
| Ciudad de México    | 41,114           | 19,575         | 21,539         | 41,114                    |                |          |            |
| Durango             | 1,901            | 725            | 1,176          |                           | 1,901          |          |            |
| Guanajuato          | 17,939           | 8,209          | 9,730          |                           | 17,939         |          |            |
| Guerrero            | 6,303            | 3,058          | 3,245          |                           | 6,303          |          |            |
| Hidalgo             | 3,943            | 1,689          | 2,254          |                           | 3,943          |          |            |
| Jalisco             | 13,239           | 5,951          | 7,288          |                           | 13,239         |          |            |
| México              | 52,104           | 23,584         | 28,520         |                           | 52,104         |          |            |
| Michoacán           | 11,814           | 6,144          | 5,670          |                           | 11,814         |          |            |
| Morelos             | 5,033            | 2,375          | 2,658          |                           | 5,033          |          |            |
| Nayarit             | 3,321            | 1,518          | 1,803          |                           | 3,321          |          |            |
| Nuevo León          | 22,404           | 8,626          | 13,778         |                           | 22,404         |          |            |
| Oaxaca              | 7,013            | 3,591          | 3,422          | 7,013                     |                |          |            |
| Puebla              | 8,033            | 3,524          | 4,509          |                           | 8,033          |          |            |
| Querétaro           | 4,306            | 1,800          | 2,506          |                           | 4,306          |          |            |
| Quintana Roo        | 10,325           | 5,328          | 4,997          |                           | 10,325         |          |            |
| San Luis Potosí     | 5,442            | 2,430          | 3,012          |                           | 5,442          |          |            |
| Sinaloa             | 9,090            | 3,845          | 5,245          |                           | 9,090          |          |            |
| Sonora              | 16,430           | 7,588          | 8,842          |                           | 16,430         |          |            |
| Tabasco             | 6,026            | 2,568          | 3,458          |                           | 6,026          |          |            |
| Tamaulipas          | 8,364            | 3,440          | 4,924          |                           | 8,364          |          |            |
| Tlaxcala            | 3,372            | 1,418          | 1,954          |                           | 3,372          |          |            |
| Veracruz            | 12,910           | 5,293          | 7,617          |                           | 12,910         |          |            |
| Yucatán             | 5,548            | 2,574          | 2,974          |                           | 5,548          |          |            |
| Zacatecas           | 1,489            | 504            | 985            |                           | 1,489          |          |            |
| <b>Nacional</b>     | <b>326,819</b>   | <b>147,922</b> | <b>178,897</b> | <b>48,127</b>             | <b>278,692</b> |          |            |

### Alumnos por sexo, sostenimiento y entidad federativa

| Entidad Federativa  | ALUMNOS POR SEXO |               |               | ALUMNOS POR SOSTENIMIENTO |                |          |            |
|---------------------|------------------|---------------|---------------|---------------------------|----------------|----------|------------|
|                     | Total            | Mujeres       | Hombres       | Federal                   | Estatal        | Autónomo | Particular |
| Aguascalientes      | 1,769            | 758           | 1,011         |                           | 1,769          |          |            |
| Baja California     | 3,710            | 1,748         | 1,962         |                           | 3,710          |          |            |
| Baja California Sur | 1,125            | 580           | 545           |                           | 1,125          |          |            |
| Campeche            | 849              | 318           | 531           |                           | 849            |          |            |
| Coahuila            | 4,523            | 1,682         | 2,841         |                           | 4,523          |          |            |
| Colima              | 797              | 410           | 387           |                           | 797            |          |            |
| Chiapas             | 2,892            | 1,539         | 1,353         |                           | 2,892          |          |            |
| Chihuahua           | 4,024            | 1,648         | 2,376         |                           | 4,024          |          |            |
| Ciudad de México    | 17,167           | 7,869         | 9,298         | 17,167                    |                |          |            |
| Durango             | 882              | 317           | 565           |                           | 882            |          |            |
| Guanajuato          | 7,064            | 3,162         | 3,902         |                           | 7,064          |          |            |
| Guerrero            | 2,519            | 1,217         | 1,302         |                           | 2,519          |          |            |
| Hidalgo             | 1,576            | 619           | 957           |                           | 1,576          |          |            |
| Jalisco             | 5,334            | 2,336         | 2,998         |                           | 5,334          |          |            |
| México              | 19,600           | 8,508         | 11,092        |                           | 19,600         |          |            |
| Michoacán           | 4,806            | 2,433         | 2,373         |                           | 4,806          |          |            |
| Morelos             | 2,126            | 924           | 1,202         |                           | 2,126          |          |            |
| Nayarit             | 1,204            | 514           | 690           |                           | 1,204          |          |            |
| Nuevo León          | 8,845            | 3,327         | 5,518         |                           | 8,845          |          |            |
| Oaxaca              | 2,812            | 1,350         | 1,462         | 2,812                     |                |          |            |
| Puebla              | 3,152            | 1,320         | 1,832         |                           | 3,152          |          |            |
| Querétaro           | 1,755            | 687           | 1,068         |                           | 1,755          |          |            |
| Quintana Roo        | 3,984            | 2,009         | 1,975         |                           | 3,984          |          |            |
| San Luis Potosí     | 2,082            | 906           | 1,176         |                           | 2,082          |          |            |
| Sinaloa             | 3,655            | 1,489         | 2,166         |                           | 3,655          |          |            |
| Sonora              | 6,508            | 3,012         | 3,496         |                           | 6,508          |          |            |
| Tabasco             | 2,194            | 927           | 1,267         |                           | 2,194          |          |            |
| Tamaulipas          | 3,295            | 1,282         | 2,013         |                           | 3,295          |          |            |
| Tlaxcala            | 1,357            | 534           | 823           |                           | 1,357          |          |            |
| Veracruz            | 4,777            | 1,956         | 2,821         |                           | 4,777          |          |            |
| Yucatán             | 2,112            | 962           | 1,150         |                           | 2,112          |          |            |
| Zacatecas           | 649              | 220           | 429           |                           | 649            |          |            |
| <b>Nacional</b>     | <b>129,144</b>   | <b>56,563</b> | <b>72,581</b> | <b>19,979</b>             | <b>109,165</b> |          |            |

## Alumnos por sexo, sostenimiento y entidad federativa

| Entidad Federativa  | ALUMNOS POR SEXO |               |               | ALUMNOS POR SOSTENIMIENTO |               |          |            |
|---------------------|------------------|---------------|---------------|---------------------------|---------------|----------|------------|
|                     | Total            | Mujeres       | Hombres       | Federal                   | Estatal       | Autónomo | Particular |
| Aguascalientes      | 1,518            | 713           | 805           |                           | 1,518         |          |            |
| Baja California     | 3,148            | 1,552         | 1,596         |                           | 3,148         |          |            |
| Baja California Sur | 594              | 329           | 265           |                           | 594           |          |            |
| Campeche            | 752              | 333           | 419           |                           | 752           |          |            |
| Coahuila            | 3,439            | 1,264         | 2,175         |                           | 3,439         |          |            |
| Colima              | 590              | 321           | 269           |                           | 590           |          |            |
| Chiapas             | 2,866            | 1,594         | 1,272         |                           | 2,866         |          |            |
| Chihuahua           | 3,547            | 1,560         | 1,987         |                           | 3,547         |          |            |
| Ciudad de México    | 12,593           | 6,112         | 6,481         | 12,593                    |               |          |            |
| Durango             | 728              | 308           | 420           |                           | 728           |          |            |
| Guanajuato          | 5,767            | 2,618         | 3,149         |                           | 5,767         |          |            |
| Guerrero            | 2,059            | 957           | 1,102         |                           | 2,059         |          |            |
| Hidalgo             | 1,303            | 589           | 714           |                           | 1,303         |          |            |
| Jalisco             | 4,300            | 1,925         | 2,375         |                           | 4,300         |          |            |
| México              | 17,597           | 8,099         | 9,498         |                           | 17,597        |          |            |
| Michoacán           | 3,878            | 2,018         | 1,860         |                           | 3,878         |          |            |
| Morelos             | 1,630            | 798           | 832           |                           | 1,630         |          |            |
| Nayarit             | 1,195            | 570           | 625           |                           | 1,195         |          |            |
| Nuevo León          | 7,320            | 2,883         | 4,437         |                           | 7,320         |          |            |
| Oaxaca              | 2,523            | 1,331         | 1,192         | 2,523                     |               |          |            |
| Puebla              | 2,581            | 1,169         | 1,412         |                           | 2,581         |          |            |
| Querétaro           | 1,476            | 609           | 867           |                           | 1,476         |          |            |
| Quintana Roo        | 3,345            | 1,721         | 1,624         |                           | 3,345         |          |            |
| San Luis Potosí     | 1,875            | 862           | 1,013         |                           | 1,875         |          |            |
| Sinaloa             | 3,031            | 1,359         | 1,672         |                           | 3,031         |          |            |
| Sonora              | 5,738            | 2,630         | 3,108         |                           | 5,738         |          |            |
| Tabasco             | 2,063            | 918           | 1,145         |                           | 2,063         |          |            |
| Tamaulipas          | 2,918            | 1,230         | 1,688         |                           | 2,918         |          |            |
| Tlaxcala            | 1,080            | 498           | 582           |                           | 1,080         |          |            |
| Veracruz            | 4,495            | 1,846         | 2,649         |                           | 4,495         |          |            |
| Yucatán             | 1,971            | 911           | 1,060         |                           | 1,971         |          |            |
| Zacatecas           | 454              | 158           | 296           |                           | 454           |          |            |
| <b>Nacional</b>     | <b>108,374</b>   | <b>49,785</b> | <b>58,589</b> | <b>15,116</b>             | <b>93,258</b> |          |            |

## Alumnos por sexo, sostenimiento y entidad federativa

| Entidad Federativa  | ALUMNOS POR SEXO |               |               | ALUMNOS POR SOSTENIMIENTO |               |          |            |
|---------------------|------------------|---------------|---------------|---------------------------|---------------|----------|------------|
|                     | Total            | Mujeres       | Hombres       | Federal                   | Estatal       | Autónomo | Particular |
| Aguascalientes      | 1,277            | 609           | 668           |                           | 1,277         |          |            |
| Baja California     | 2,566            | 1,206         | 1,360         |                           | 2,566         |          |            |
| Baja California Sur | 493              | 293           | 200           |                           | 493           |          |            |
| Campeche            | 573              | 229           | 344           |                           | 573           |          |            |
| Coahuila            | 2,964            | 1,113         | 1,851         |                           | 2,964         |          |            |
| Colima              | 500              | 296           | 204           |                           | 500           |          |            |
| Chiapas             | 2,451            | 1,425         | 1,026         |                           | 2,451         |          |            |
| Chihuahua           | 2,389            | 1,045         | 1,344         |                           | 2,389         |          |            |
| Ciudad de México    | 11,354           | 5,594         | 5,760         | 11,354                    |               |          |            |
| Durango             | 291              | 100           | 191           |                           | 291           |          |            |
| Guanajuato          | 5,108            | 2,429         | 2,679         |                           | 5,108         |          |            |
| Guerrero            | 1,725            | 884           | 841           |                           | 1,725         |          |            |
| Hidalgo             | 1,064            | 481           | 583           |                           | 1,064         |          |            |
| Jalisco             | 3,605            | 1,690         | 1,915         |                           | 3,605         |          |            |
| México              | 14,907           | 6,977         | 7,930         |                           | 14,907        |          |            |
| Michoacán           | 3,130            | 1,693         | 1,437         |                           | 3,130         |          |            |
| Morelos             | 1,277            | 653           | 624           |                           | 1,277         |          |            |
| Nayarit             | 922              | 434           | 488           |                           | 922           |          |            |
| Nuevo León          | 6,239            | 2,416         | 3,823         |                           | 6,239         |          |            |
| Oaxaca              | 1,678            | 910           | 768           | 1,678                     |               |          |            |
| Puebla              | 2,300            | 1,035         | 1,265         |                           | 2,300         |          |            |
| Querétaro           | 1,075            | 504           | 571           |                           | 1,075         |          |            |
| Quintana Roo        | 2,996            | 1,598         | 1,398         |                           | 2,996         |          |            |
| San Luis Potosí     | 1,485            | 662           | 823           |                           | 1,485         |          |            |
| Sinaloa             | 2,404            | 997           | 1,407         |                           | 2,404         |          |            |
| Sonora              | 4,184            | 1,946         | 2,238         |                           | 4,184         |          |            |
| Tabasco             | 1,769            | 723           | 1,046         |                           | 1,769         |          |            |
| Tamaulipas          | 2,151            | 928           | 1,223         |                           | 2,151         |          |            |
| Tlaxcala            | 935              | 386           | 549           |                           | 935           |          |            |
| Veracruz            | 3,638            | 1,491         | 2,147         |                           | 3,638         |          |            |
| Yucatán             | 1,465            | 701           | 764           |                           | 1,465         |          |            |
| Zacatecas           | 386              | 126           | 260           |                           | 386           |          |            |
| <b>Nacional</b>     | <b>89,301</b>    | <b>41,574</b> | <b>47,727</b> | <b>13,032</b>             | <b>76,269</b> |          |            |

### Docentes\* por sexo, sostenimiento y entidad federativa

| Entidad Federativa  | DOCENTES POR SEXO |               |               | DOCENTES POR SOSTENIMIENTO |               |          |            |
|---------------------|-------------------|---------------|---------------|----------------------------|---------------|----------|------------|
|                     | Total             | Mujeres       | Hombres       | Federal                    | Estatal       | Autónomo | Particular |
| Aguascalientes      | 851               | 416           | 435           |                            | 851           |          |            |
| Baja California     | 1,147             | 591           | 556           |                            | 1,147         |          |            |
| Baja California Sur | 180               | 108           | 72            |                            | 180           |          |            |
| Campeche            | 323               | 122           | 201           |                            | 323           |          |            |
| Coahuila            | 967               | 494           | 473           |                            | 967           |          |            |
| Colima              | 316               | 192           | 124           |                            | 316           |          |            |
| Chiapas             | 1,198             | 504           | 694           |                            | 1,198         |          |            |
| Chihuahua           | 1,551             | 850           | 701           |                            | 1,551         |          |            |
| Ciudad de México    | 5,562             | 2,816         | 2,746         | 5,562                      |               |          |            |
| Durango             | 388               | 108           | 280           |                            | 388           |          |            |
| Guanajuato          | 2,102             | 1,094         | 1,008         |                            | 2,102         |          |            |
| Guerrero            | 948               | 357           | 591           |                            | 948           |          |            |
| Hidalgo             | 445               | 216           | 229           |                            | 445           |          |            |
| Jalisco             | 1,785             | 856           | 929           |                            | 1,785         |          |            |
| México              | 6,408             | 3,424         | 2,984         |                            | 6,408         |          |            |
| Michoacán           | 1,405             | 642           | 763           |                            | 1,405         |          |            |
| Morelos             | 254               | 126           | 128           |                            | 254           |          |            |
| Nayarit             | 549               | 304           | 245           |                            | 549           |          |            |
| Nuevo León          | 1,730             | 794           | 936           |                            | 1,730         |          |            |
| Oaxaca              | 1,399             | 655           | 744           | 1,399                      |               |          |            |
| Puebla              | 1,092             | 685           | 407           |                            | 1,092         |          |            |
| Querétaro           | 347               | 183           | 164           |                            | 347           |          |            |
| Quintana Roo        | 1,517             | 743           | 774           |                            | 1,517         |          |            |
| San Luis Potosí     | 718               | 330           | 388           |                            | 718           |          |            |
| Sinaloa             | 1,380             | 697           | 683           |                            | 1,380         |          |            |
| Sonora              | 2,259             | 1,116         | 1,143         |                            | 2,259         |          |            |
| Tabasco             | 868               | 469           | 399           |                            | 868           |          |            |
| Tamaulipas          | 1,351             | 707           | 644           |                            | 1,351         |          |            |
| Tlaxcala            | 633               | 303           | 330           |                            | 633           |          |            |
| Veracruz            | 1,773             | 940           | 833           |                            | 1,773         |          |            |
| Yucatán             | 652               | 300           | 352           |                            | 652           |          |            |
| Zacatecas           | 166               | 55            | 111           |                            | 166           |          |            |
| <b>Nacional</b>     | <b>42,264</b>     | <b>21,197</b> | <b>21,067</b> | <b>6,961</b>               | <b>35,303</b> |          |            |

\* Conjunto de individuos adscritos a un centro de trabajo, de acuerdo a la función que realizan en el mismo. A cada uno se le considera tantas veces como en centros de trabajo esté adscrito.

## Escuelas por sostenimiento y entidad federativa

| Entidad Federativa  | ESCUELAS   |           |            |          |            |
|---------------------|------------|-----------|------------|----------|------------|
|                     | Total      | Federal   | Estatad    | Autónomo | Particular |
| Aguascalientes      | 11         |           | 11         |          |            |
| Baja California     | 12         |           | 12         |          |            |
| Baja California Sur | 4          |           | 4          |          |            |
| Campeche            | 5          |           | 5          |          |            |
| Coahuila            | 15         |           | 15         |          |            |
| Colima              | 4          |           | 4          |          |            |
| Chiapas             | 19         |           | 19         |          |            |
| Chihuahua           | 15         |           | 15         |          |            |
| Ciudad de México    | 54         | 54        |            |          |            |
| Durango             | 6          |           | 6          |          |            |
| Guanajuato          | 25         |           | 25         |          |            |
| Guerrero            | 16         |           | 16         |          |            |
| Hidalgo             | 11         |           | 11         |          |            |
| Jalisco             | 32         |           | 32         |          |            |
| México              | 71         |           | 71         |          |            |
| Michoacán           | 18         |           | 18         |          |            |
| Morelos             | 9          |           | 9          |          |            |
| Nayarit             | 7          |           | 7          |          |            |
| Nuevo León          | 32         |           | 32         |          |            |
| Oaxaca              | 12         | 12        |            |          |            |
| Puebla              | 15         |           | 15         |          |            |
| Querétaro           | 9          |           | 9          |          |            |
| Quintana Roo        | 16         |           | 16         |          |            |
| San Luis Potosí     | 10         |           | 10         |          |            |
| Sinaloa             | 20         |           | 20         |          |            |
| Sonora              | 26         |           | 26         |          |            |
| Tabasco             | 14         |           | 14         |          |            |
| Tamaulipas          | 14         |           | 14         |          |            |
| Tlaxcala            | 5          |           | 5          |          |            |
| Veracruz            | 26         |           | 26         |          |            |
| Yucatán             | 9          |           | 9          |          |            |
| Zacatecas           | 3          |           | 3          |          |            |
| <b>Nacional</b>     | <b>545</b> | <b>66</b> | <b>479</b> |          |            |

## Grupos por sostenimiento y entidad federativa

| Entidad Federativa  | GRUPOS       |              |              |          |            |
|---------------------|--------------|--------------|--------------|----------|------------|
|                     | Total        | Federal      | Estatad      | Autónomo | Particular |
| Aguascalientes      | 136          |              | 136          |          |            |
| Baja California     | 223          |              | 223          |          |            |
| Baja California Sur | 64           |              | 64           |          |            |
| Campeche            | 67           |              | 67           |          |            |
| Coahuila            | 258          |              | 258          |          |            |
| Colima              | 56           |              | 56           |          |            |
| Chiapas             | 202          |              | 202          |          |            |
| Chihuahua           | 307          |              | 307          |          |            |
| Ciudad de México    | 1,099        | 1,099        |              |          |            |
| Durango             | 75           |              | 75           |          |            |
| Guanajuato          | 468          |              | 468          |          |            |
| Guerrero            | 183          |              | 183          |          |            |
| Hidalgo             | 131          |              | 131          |          |            |
| Jalisco             | 439          |              | 439          |          |            |
| México              | 1,203        |              | 1,203        |          |            |
| Michoacán           | 321          |              | 321          |          |            |
| Morelos             | 128          |              | 128          |          |            |
| Nayarit             | 99           |              | 99           |          |            |
| Nuevo León          | 589          |              | 589          |          |            |
| Oaxaca              | 301          | 301          |              |          |            |
| Puebla              | 237          |              | 237          |          |            |
| Querétaro           | 129          |              | 129          |          |            |
| Quintana Roo        | 276          |              | 276          |          |            |
| San Luis Potosí     | 151          |              | 151          |          |            |
| Sinaloa             | 328          |              | 328          |          |            |
| Sonora              | 421          |              | 421          |          |            |
| Tabasco             | 142          |              | 142          |          |            |
| Tamaulipas          | 259          |              | 259          |          |            |
| Tlaxcala            | 88           |              | 88           |          |            |
| Veracruz            | 329          |              | 329          |          |            |
| Yucatán             | 110          |              | 110          |          |            |
| Zacatecas           | 46           |              | 46           |          |            |
| <b>Nacional</b>     | <b>8,865</b> | <b>1,400</b> | <b>7,465</b> |          |            |

# **EDUCACIÓN SUPERIOR**



Este tipo educativo comprende los niveles de Técnico Superior Universitario, Normal Licenciatura, Licenciatura Universitaria y Tecnológica, y Posgrado.

Los estudios de Técnico Superior Universitario tienen una duración de dos o tres años y la licenciatura es de cuatro o cinco años en promedio. En este apartado se muestra información acerca de los grados de avance. En los primeros dos niveles se capacita al educando para el ejercicio de una profesión, mediante la expedición de un título. Incluye, dentro de las opciones de estudios, la educación normal.

El posgrado es posterior a la licenciatura y se divide en: especialidad, maestría y doctorado. Su objetivo es lograr en los educandos una alta especialización en las diferentes áreas del conocimiento.

En el ciclo escolar 2023-2024 ingresó a la educación superior el 72.6% de los egresados del ciclo anterior de la educación media superior. La matrícula escolarizada y mixta (incluye posgrado) para el mismo ciclo es de 4,052,000 estudiantes que equivalen al 30.8% de la población de 18 a 23 años, o al 33.9% de la población de 18 a 22 años (no incluye Posgrado). A esta cifra debe agregársele 1,341,387 estudiantes registrados en la modalidad no escolarizada. Con esta adición, la cobertura en la educación superior se eleva a 43.8 por ciento.


La educación superior se distribuye de la manera siguiente:

- a) Profesional Asociado o Técnico Superior Universitario 4.0%
- b) Normal licenciatura 3.2%
- c) Licenciatura universitaria y tecnológica 86.8%
- d) Posgrado 6.0%

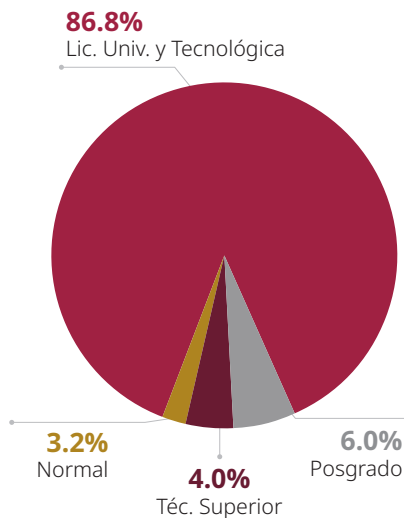
La educación normal cuenta con las opciones de: educación inicial, preescolar, primaria, secundaria, especial, física, artística y primaria intercultural bilingüe.

De la matrícula de educación superior, el 37.9% corresponde al sostenimiento autónomo; el 20.1% al estatal; el sostenimiento federal cubre el 13.1%, y las instituciones particulares cuentan con el 29.2 por ciento.

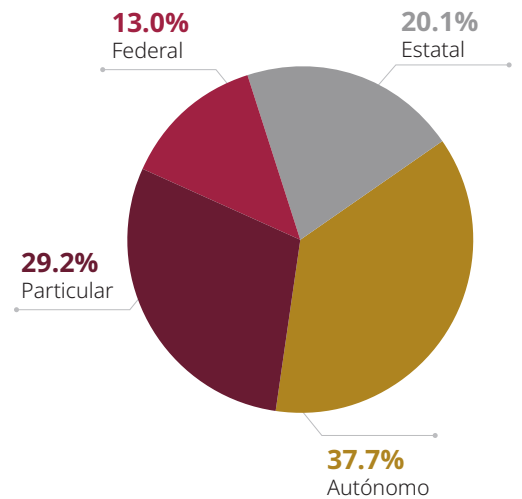
**Alumnos por sexo**



**Alumnos por nivel educativo**



**Alumnos por sostenimiento**



| Instituciones de educación superior <sup>1/</sup>    | ALUMNOS          |                  |                |                  |                  |                |
|--|------------------|------------------|----------------|------------------|------------------|----------------|
|  | Escolarizado     |                  |                | No Escolarizado  |                  |                |
|  | Total            | Licenciatura     | Posgrado       | Total            | Licenciatura     | Posgrado       |
| Universidades públicas estatales                     | 1,237,928        | 1,172,418        | 65,510         | 96,931           | 94,230           | 2,701          |
| Universidades públicas estatales con apoyo solidario | 67,869           | 66,775           | 1,094          | 2,304            | 1,855            | 449            |
| Universidades interculturales                        | 18,631           | 18,395           | 236            | 6,724            | 6,601            | 123            |
| Universidades politécnicas                           | 103,540          | 102,453          | 1,087          | 309              | 193              | 116            |
| Universidades tecnológicas                           | 232,655          | 231,964          | 691            | 856              | 841              | 15             |
| Institutos tecnológicos descentralizados             | 218,758          | 217,251          | 1,507          | 10,726           | 10,678           | 48             |
| Institutos tecnológicos federales                    | 323,893          | 319,209          | 4,684          | 15,480           | 15,381           | 99             |
| Universidades públicas federales                     | 466,008          | 420,754          | 45,254         | 186,734          | 180,738          | 5,996          |
| <b>Subtotal</b>                                      | <b>2,669,282</b> | <b>2,549,219</b> | <b>120,063</b> | <b>320,064</b>   | <b>310,517</b>   | <b>9,547</b>   |
| Educación normal pública                             | 117,035          | 117,035          |                |                  |                  |                |
| Educación normal pública - posgrado                  | 1,459            | -                | 1,459          | 1,439            |                  | 1,439          |
| <b>Subtotal</b>                                      | <b>118,494</b>   | <b>117,035</b>   | <b>1,459</b>   | <b>1,439</b>     |                  | <b>1,439</b>   |
| Centros públicos de investigación                    | 9,268            | 3,412            | 5,856          | 1,068            | 667              | 401            |
| Otras instituciones públicas                         | 73,698           | 64,702           | 8,996          | 136,186          | 123,057          | 13,129         |
| <b>Subtotal</b>                                      | <b>82,966</b>    | <b>68,114</b>    | <b>14,852</b>  | <b>137,254</b>   | <b>123,724</b>   | <b>13,530</b>  |
| <b>Total público</b>                                 | <b>2,870,742</b> | <b>2,734,368</b> | <b>136,374</b> | <b>458,757</b>   | <b>434,241</b>   | <b>24,516</b>  |
| Educación normal particular                          | 14,272           | 14,272           |                |                  |                  |                |
| Educación normal particular - posgrado               | 104              |                  | 104            | 163              |                  | 163            |
| Universidades particulares                           | 1,166,882        | 1,060,960        | 105,922        | 882,467          | 682,634          | 199,833        |
| <b>Total privado</b>                                 | <b>1,181,258</b> | <b>1,075,232</b> | <b>106,026</b> | <b>882,630</b>   | <b>682,634</b>   | <b>199,996</b> |
| <b>Total</b>   | <b>4,052,000</b> | <b>3,809,600</b> | <b>242,400</b> | <b>1,341,387</b> | <b>1,116,875</b> | <b>224,512</b> |

| Instituciones de educación superior <sup>1/</sup>    | ESCOLARIZADA MÁS NO ESCOLARIZADA |                  |                |                             |                        |                        |
|--|----------------------------------|------------------|----------------|-----------------------------|------------------------|------------------------|
|  | Alumnos                          |                  |                | Instituciones <sup>2/</sup> | Escuelas <sup>3/</sup> | Carreras <sup>4/</sup> |
|  | Total                            | Licenciatura     | Posgrado       |                             |                        |                        |
| Universidades públicas estatales                     | 1,334,859                        | 1,266,648        | 68,211         | 35                          | 1,025                  | 6,441                  |
| Universidades públicas estatales con apoyo solidario | 70,173                           | 68,630           | 1,543          | 23                          | 105                    | 535                    |
| Universidades interculturales                        | 25,355                           | 24,996           | 359            | 17                          | 47                     | 235                    |
| Universidades politécnicas                           | 103,849                          | 102,646          | 1,203          | 64                          | 65                     | 478                    |
| Universidades tecnológicas                           | 233,511                          | 232,805          | 706            | 124                         | 145                    | 2,080                  |
| Institutos tecnológicos descentralizados             | 229,484                          | 227,929          | 1,555          | 122                         | 143                    | 1,157                  |
| Institutos tecnológicos federales                    | 339,373                          | 334,590          | 4,783          | 128                         | 137                    | 1,387                  |
| Universidades públicas federales                     | 652,742                          | 601,492          | 51,250         | 100                         | 298                    | 1,987                  |
| <b>Subtotal</b>                                      | <b>2,989,346</b>                 | <b>2,859,736</b> | <b>129,610</b> | <b>613</b>                  | <b>1,965</b>           | <b>14,300</b>          |
| Educación normal pública                             | 117,035                          | 117,035          |                | 244                         | 257                    | 1,099                  |
| Educación normal pública - posgrado                  | 2,898                            |                  | 2,898          | 54                          | 56                     | 106                    |
| <b>Subtotal</b>                                      | <b>119,933</b>                   | <b>117,035</b>   | <b>2,898</b>   | <b>298</b>                  | <b>313</b>             | <b>1,205</b>           |
| Centros públicos de investigación                    | 10,336                           | 4,079            | 6,257          | 38                          | 66                     | 237                    |
| Otras instituciones públicas                         | 209,884                          | 187,759          | 22,125         | 205                         | 380                    | 1,768                  |
| <b>Subtotal</b>                                      | <b>220,220</b>                   | <b>191,838</b>   | <b>28,382</b>  | <b>243</b>                  | <b>446</b>             | <b>2,005</b>           |
| <b>Total público</b>                                 | <b>3,329,499</b>                 | <b>3,168,609</b> | <b>160,890</b> | <b>1,154</b>                | <b>2,724</b>           | <b>17,510</b>          |
| Educación normal particular                          | 14,272                           | 14,272           |                | 126                         | 142                    | 330                    |
| Educación normal particular - posgrado               | 267                              |                  | 267            | 8                           | 8                      | 10                     |
| Universidades particulares                           | 2,049,349                        | 1,743,594        | 305,755        | 3,321                       | 4,367                  | 32,092                 |
| <b>Total privado</b>                                 | <b>2,063,888</b>                 | <b>1,757,866</b> | <b>306,022</b> | <b>3,455</b>                | <b>4,517</b>           | <b>32,432</b>          |
| <b>Total</b>   | <b>5,393,387</b>                 | <b>4,926,475</b> | <b>466,912</b> | <b>4,609</b>                | <b>7,241</b>           | <b>49,942</b>          |

<sup>1/</sup> No incluye instituciones y escuelas con carreras y posgrados en latencia.

<sup>2/</sup> La cifra no corresponde al total de instituciones, ya que pueden operar más de un subsistema.

<sup>3/</sup> La cifra no corresponde al total de escuelas, ya que algunas pueden operar más de un subsistema.

<sup>4/</sup> Incluye carreras de licenciatura y programas de posgrado.

Fuente: SEP/DGPPyEE; formatos 911.

**Alumnos por sexo, sostenimiento y entidad federativa**

| Entidad Federativa  | ALUMNOS POR SEXO |                  |                  | ALUMNOS POR SOSTENIMIENTO |                |                  |                  |
|---------------------|------------------|------------------|------------------|---------------------------|----------------|------------------|------------------|
|                     | Total            | Mujeres          | Hombres          | Federal                   | Estatal        | Autónomo         | Particular       |
| Aguascalientes      | 55,521           | 30,337           | 25,184           | 7,260                     | 14,194         | 17,000           | 17,067           |
| Baja California     | 127,286          | 67,369           | 59,917           | 17,539                    | 9,544          | 69,439           | 30,764           |
| Baja California Sur | 23,001           | 12,469           | 10,532           | 3,594                     | 7,619          | 7,625            | 4,163            |
| Campeche            | 31,135           | 16,385           | 14,750           | 2,950                     | 9,311          | 14,710           | 4,164            |
| Coahuila            | 112,755          | 58,025           | 54,730           | 14,006                    | 26,846         | 33,328           | 38,575           |
| Colima              | 21,952           | 11,971           | 9,981            | 2,965                     | 2,391          | 14,492           | 2,104            |
| Chiapas             | 83,894           | 43,068           | 40,826           | 8,580                     | 26,305         | 27,563           | 21,446           |
| Chihuahua           | 129,696          | 69,720           | 59,976           | 20,594                    | 27,280         | 62,233           | 19,589           |
| Ciudad de México    | 559,817          | 285,569          | 274,248          | 193,192                   |                | 203,928          | 162,697          |
| Durango             | 52,066           | 27,629           | 24,437           | 6,950                     | 18,466         | 15,366           | 11,284           |
| Guanajuato          | 161,984          | 86,384           | 75,600           | 17,184                    | 46,225         | 31,885           | 66,690           |
| Guerrero            | 73,201           | 40,592           | 32,609           | 11,250                    | 15,386         | 34,076           | 12,489           |
| Hidalgo             | 108,243          | 58,785           | 49,458           | 8,505                     | 46,202         | 33,873           | 19,663           |
| Jalisco             | 259,469          | 140,990          | 118,479          | 8,390                     | 26,031         | 140,260          | 84,788           |
| México              | 462,073          | 246,614          | 215,459          | 16,866                    | 140,266        | 111,183          | 193,758          |
| Michoacán           | 114,151          | 62,246           | 51,905           | 14,554                    | 32,334         | 42,956           | 24,307           |
| Morelos             | 61,962           | 33,622           | 28,340           | 9,197                     | 9,398          | 27,522           | 15,845           |
| Nayarit             | 33,481           | 18,188           | 15,293           | 5,419                     | 9,605          | 14,741           | 3,716            |
| Nuevo León          | 234,748          | 120,922          | 113,826          | 5,830                     | 19,405         | 120,265          | 89,248           |
| Oaxaca              | 75,080           | 41,431           | 33,649           | 21,847                    | 18,517         | 18,887           | 15,829           |
| Puebla              | 266,206          | 145,487          | 120,719          | 13,624                    | 59,423         | 91,232           | 101,927          |
| Querétaro           | 83,398           | 45,011           | 38,387           | 7,368                     | 20,881         | 25,177           | 29,972           |
| Quintana Roo        | 39,464           | 20,365           | 19,099           | 7,645                     | 15,434         | 6,482            | 9,903            |
| San Luis Potosí     | 78,564           | 42,252           | 36,312           | 9,231                     | 21,060         | 32,519           | 15,754           |
| Sinaloa             | 130,407          | 69,888           | 60,519           | 11,144                    | 15,702         | 89,987           | 13,574           |
| Sonora              | 114,080          | 60,543           | 53,537           | 12,154                    | 32,983         | 53,724           | 15,219           |
| Tabasco             | 70,585           | 35,179           | 35,406           | 6,712                     | 24,744         | 27,171           | 11,958           |
| Tamaulipas          | 135,398          | 72,842           | 62,556           | 22,830                    | 20,537         | 37,436           | 54,595           |
| Tlaxcala            | 39,836           | 21,764           | 18,072           | 5,876                     | 12,182         | 16,866           | 4,912            |
| Veracruz            | 185,176          | 94,477           | 90,699           | 20,985                    | 59,806         | 59,115           | 45,270           |
| Yucatán             | 79,855           | 41,708           | 38,147           | 8,417                     | 15,941         | 19,369           | 36,128           |
| Zacatecas           | 47,516           | 26,143           | 21,373           | 4,059                     | 11,366         | 28,231           | 3,860            |
| <b>Nacional</b>     | <b>4,052,000</b> | <b>2,147,975</b> | <b>1,904,025</b> | <b>526,717</b>            | <b>815,384</b> | <b>1,528,641</b> | <b>1,181,258</b> |

**Docentes\* por sexo, sostenimiento y entidad federativa**

| Entidad Federativa  | DOCENTES POR SEXO |                |                | DOCENTES POR SOSTENIMIENTO |               |                |                |
|---------------------|-------------------|----------------|----------------|----------------------------|---------------|----------------|----------------|
|                     | Total             | Mujeres        | Hombres        | Federal                    | Estatal       | Autónomo       | Particular     |
| Aguascalientes      | 5,404             | 2,285          | 3,119          | 336                        | 1,495         | 1,345          | 2,228          |
| Baja California     | 13,297            | 6,251          | 7,046          | 945                        | 890           | 6,357          | 5,105          |
| Baja California Sur | 2,507             | 1,162          | 1,345          | 388                        | 647           | 723            | 749            |
| Campeche            | 2,846             | 1,242          | 1,604          | 240                        | 810           | 1,086          | 710            |
| Coahuila            | 10,856            | 4,757          | 6,099          | 1,169                      | 2,038         | 3,611          | 4,038          |
| Colima              | 2,700             | 1,092          | 1,608          | 158                        | 370           | 1,666          | 506            |
| Chiapas             | 7,302             | 3,005          | 4,297          | 441                        | 2,175         | 1,963          | 2,723          |
| Chihuahua           | 11,126            | 4,925          | 6,201          | 1,285                      | 2,054         | 5,264          | 2,523          |
| Ciudad de México    | 76,902            | 33,589         | 43,313         | 15,164                     |               | 38,723         | 23,015         |
| Durango             | 5,696             | 2,309          | 3,387          | 593                        | 1,414         | 1,897          | 1,792          |
| Guanajuato          | 15,779            | 6,956          | 8,823          | 957                        | 3,042         | 3,244          | 8,536          |
| Guerrero            | 5,555             | 2,284          | 3,271          | 443                        | 1,548         | 1,651          | 1,913          |
| Hidalgo             | 8,337             | 4,046          | 4,291          | 322                        | 2,700         | 2,255          | 3,060          |
| Jalisco             | 25,440            | 10,651         | 14,789         | 1,076                      | 2,201         | 9,663          | 12,500         |
| México              | 43,139            | 20,350         | 22,789         | 1,011                      | 9,106         | 15,276         | 17,746         |
| Michoacán           | 12,115            | 5,143          | 6,972          | 684                        | 2,605         | 4,161          | 4,665          |
| Morelos             | 7,052             | 3,433          | 3,619          | 650                        | 1,041         | 2,495          | 2,866          |
| Nayarit             | 2,945             | 1,318          | 1,627          | 300                        | 800           | 1,209          | 636            |
| Nuevo León          | 18,688            | 7,903          | 10,785         | 369                        | 1,644         | 6,793          | 9,882          |
| Oaxaca              | 7,171             | 2,998          | 4,173          | 981                        | 1,917         | 1,607          | 2,666          |
| Puebla              | 19,088            | 9,133          | 9,955          | 724                        | 3,735         | 3,745          | 10,884         |
| Querétaro           | 9,488             | 4,421          | 5,067          | 580                        | 1,633         | 2,892          | 4,383          |
| Quintana Roo        | 4,857             | 2,161          | 2,696          | 344                        | 1,299         | 1,102          | 2,112          |
| San Luis Potosí     | 6,090             | 2,782          | 3,308          | 540                        | 1,268         | 2,263          | 2,019          |
| Sinaloa             | 10,245            | 4,803          | 5,442          | 608                        | 1,005         | 6,649          | 1,983          |
| Sonora              | 10,921            | 5,114          | 5,807          | 650                        | 2,710         | 4,550          | 3,011          |
| Tabasco             | 6,061             | 2,518          | 3,543          | 329                        | 1,752         | 2,344          | 1,636          |
| Tamaulipas          | 10,382            | 4,693          | 5,689          | 816                        | 1,727         | 2,966          | 4,873          |
| Tlaxcala            | 3,824             | 1,880          | 1,944          | 368                        | 601           | 2,157          | 698            |
| Veracruz            | 16,521            | 7,701          | 8,820          | 1,506                      | 3,416         | 4,735          | 6,864          |
| Yucatán             | 8,519             | 3,769          | 4,750          | 681                        | 1,254         | 1,874          | 4,710          |
| Zacatecas           | 4,783             | 2,030          | 2,753          | 312                        | 1,036         | 2,261          | 1,174          |
| <b>Nacional</b>     | <b>395,636</b>    | <b>176,704</b> | <b>218,932</b> | <b>34,970</b>              | <b>59,933</b> | <b>148,527</b> | <b>152,206</b> |

\* Conjunto de individuos adscritos a un centro de trabajo, de acuerdo a la función que realizan en el mismo. A cada uno se le considera tantas veces como en centros de trabajo esté adscrito.

## Escuelas\* por sostenimiento y entidad federativa

| Entidad Federativa  | ESCUELAS     |            |            |              |              |
|---------------------|--------------|------------|------------|--------------|--------------|
|                     | Total        | Federal    | Estatal    | Autónomo     | Particular   |
| Aguascalientes      | 71           | 3          | 16         | 9            | 43           |
| Baja California     | 172          | 10         | 22         | 47           | 93           |
| Baja California Sur | 42           | 5          | 16         | 7            | 14           |
| Campeche            | 72           | 5          | 29         | 18           | 20           |
| Coahuila            | 193          | 7          | 32         | 53           | 101          |
| Colima              | 50           | 1          | 6          | 30           | 13           |
| Chiapas             | 217          | 8          | 65         | 38           | 106          |
| Chihuahua           | 170          | 9          | 41         | 34           | 86           |
| Ciudad de México    | 528          | 140        |            | 69           | 319          |
| Durango             | 105          | 4          | 22         | 23           | 56           |
| Guanajuato          | 265          | 10         | 41         | 15           | 199          |
| Guerrero            | 189          | 8          | 33         | 56           | 92           |
| Hidalgo             | 144          | 4          | 38         | 15           | 87           |
| Jalisco             | 307          | 12         | 40         | 23           | 232          |
| México              | 594          | 13         | 141        | 62           | 378          |
| Michoacán           | 282          | 15         | 41         | 37           | 189          |
| Morelos             | 168          | 5          | 10         | 47           | 106          |
| Nayarit             | 53           | 4          | 10         | 20           | 19           |
| Nuevo León          | 247          | 4          | 27         | 35           | 181          |
| Oaxaca              | 164          | 17         | 38         | 26           | 83           |
| Puebla              | 358          | 5          | 52         | 49           | 252          |
| Querétaro           | 117          | 8          | 15         | 20           | 74           |
| Quintana Roo        | 70           | 5          | 18         | 6            | 41           |
| San Luis Potosí     | 106          | 5          | 30         | 21           | 50           |
| Sinaloa             | 137          | 6          | 20         | 74           | 37           |
| Sonora              | 161          | 7          | 33         | 55           | 66           |
| Tabasco             | 90           | 6          | 29         | 13           | 42           |
| Tamaulipas          | 194          | 10         | 27         | 25           | 132          |
| Tlaxcala            | 72           | 4          | 11         | 19           | 38           |
| Veracruz            | 380          | 10         | 39         | 126          | 205          |
| Yucatán             | 145          | 6          | 20         | 17           | 102          |
| Zacatecas           | 78           | 3          | 21         | 30           | 24           |
| <b>Nacional</b>     | <b>5,941</b> | <b>359</b> | <b>983</b> | <b>1,119</b> | <b>3,480</b> |

\*En la variable de escuelas, el total de éstas no corresponde a la suma de los servicios, debido a que en cada una de ellas se pueden atender más de un servicio.

**Alumnos por sexo, sostenimiento y entidad federativa**

| Entidad Federativa  | ALUMNOS POR SEXO |                |                | ALUMNOS POR SOSTENIMIENTO |                |                |                |
|---------------------|------------------|----------------|----------------|---------------------------|----------------|----------------|----------------|
|                     | Total            | Mujeres        | Hombres        | Federal                   | Estatal        | Autónomo       | Particular     |
| Aguascalientes      | 13,508           | 7,397          | 6,111          | 1,097                     | 460            |                | 11,951         |
| Baja California     | 21,879           | 11,918         | 9,961          | 1,620                     | 137            | 19             | 20,103         |
| Baja California Sur | 2,999            | 1,929          | 1,070          |                           | 351            | 261            | 2,387          |
| Campeche            | 22,955           | 14,426         | 8,529          | 8                         | 473            | 186            | 22,288         |
| Coahuila            | 28,437           | 15,631         | 12,806         | 780                       | 1,533          | 871            | 25,253         |
| Colima              | 7,400            | 4,633          | 2,767          | 14                        | 30             | 163            | 7,193          |
| Chiapas             | 42,538           | 23,546         | 18,992         | 1,346                     | 1,150          | 2,654          | 37,388         |
| Chihuahua           | 15,635           | 9,232          | 6,403          | 2,442                     | 864            | 3,162          | 9,167          |
| Ciudad de México    | 430,132          | 235,370        | 194,762        | 153,226                   |                | 28,496         | 248,410        |
| Durango             | 11,112           | 6,454          | 4,658          | 616                       | 1,492          | 649            | 8,355          |
| Guanajuato          | 71,700           | 39,466         | 32,234         | 121                       | 42,998         | 313            | 28,268         |
| Guerrero            | 10,384           | 5,882          | 4,502          | 129                       | 1,276          | 416            | 8,563          |
| Hidalgo             | 8,815            | 5,536          | 3,279          | 65                        | 1,987          | 273            | 6,490          |
| Jalisco             | 45,884           | 26,041         | 19,843         | 1,217                     | 1,551          | 5,590          | 37,526         |
| México              | 142,703          | 82,694         | 60,009         | 188                       | 4,081          | 48,778         | 89,656         |
| Michoacán           | 21,054           | 12,435         | 8,619          | 346                       | 5,943          | 312            | 14,453         |
| Morelos             | 14,821           | 8,064          | 6,757          | 112                       | 460            | 633            | 13,616         |
| Nayarit             | 16,706           | 10,789         | 5,917          | 20                        | 261            | 1,581          | 14,844         |
| Nuevo León          | 75,004           | 38,459         | 36,545         | 547                       | 14,873         | 13,186         | 46,398         |
| Oaxaca              | 9,554            | 5,693          | 3,861          | 852                       | 289            | 1,579          | 6,834          |
| Puebla              | 87,591           | 50,950         | 36,641         |                           | 16,401         | 5,362          | 65,828         |
| Querétaro           | 19,855           | 11,373         | 8,482          | 733                       | 542            | 443            | 18,137         |
| Quintana Roo        | 15,919           | 9,273          | 6,646          | 161                       | 77             | 389            | 15,292         |
| San Luis Potosí     | 17,118           | 9,287          | 7,831          | 775                       | 2,614          |                | 13,729         |
| Sinaloa             | 33,808           | 22,193         | 11,615         |                           | 11,811         | 11,489         | 10,508         |
| Sonora              | 11,898           | 7,160          | 4,738          | 160                       | 1,084          | 376            | 10,278         |
| Tabasco             | 32,653           | 19,435         | 13,218         | 329                       | 1,992          | 690            | 29,642         |
| Tamaulipas          | 11,811           | 7,203          | 4,608          | 772                       | 223            | 435            | 10,381         |
| Tlaxcala            | 1,525            | 991            | 534            | 19                        | 70             | 195            | 1,241          |
| Veracruz            | 76,259           | 46,207         | 30,052         | 1,244                     | 34,028         | 9,029          | 31,958         |
| Yucatán             | 12,365           | 6,656          | 5,709          | 309                       | 599            | 252            | 11,205         |
| Zacatecas           | 7,365            | 4,704          | 2,661          |                           | 1,785          | 292            | 5,288          |
| <b>Nacional</b>     | <b>1,341,387</b> | <b>761,027</b> | <b>580,360</b> | <b>169,248</b>            | <b>151,435</b> | <b>138,074</b> | <b>882,630</b> |

## Docentes\* por sexo, sostenimiento y entidad federativa

| Entidad Federativa  | DOCENTES POR SEXO |               |               | DOCENTES POR SOSTENIMIENTO |              |               |               |
|---------------------|-------------------|---------------|---------------|----------------------------|--------------|---------------|---------------|
|                     | Total             | Mujeres       | Hombres       | Federal                    | Estatal      | Autónomo      | Particular    |
| Aguascalientes      | 1,384             | 576           | 808           | 38                         | 82           |               | 1,264         |
| Baja California     | 3,132             | 1,392         | 1,740         | 104                        | 46           | 12            | 2,970         |
| Baja California Sur | 394               | 185           | 209           |                            | 36           | 18            | 340           |
| Campeche            | 975               | 465           | 510           | 2                          | 71           | 52            | 850           |
| Coahuila            | 2,257             | 1,094         | 1,163         | 48                         | 117          | 586           | 1,506         |
| Colima              | 1,296             | 553           | 743           | 4                          | 3            | 38            | 1,251         |
| Chiapas             | 4,575             | 2,032         | 2,543         | 10                         | 320          | 207           | 4,038         |
| Chihuahua           | 1,561             | 746           | 815           | 98                         | 116          | 256           | 1,091         |
| Ciudad de México    | 18,206            | 9,357         | 8,849         | 4,514                      |              | 3,751         | 9,941         |
| Durango             | 844               | 362           | 482           | 37                         | 83           | 44            | 680           |
| Guanajuato          | 2,800             | 1,337         | 1,463         | 9                          | 974          | 48            | 1,769         |
| Guerrero            | 1,628             | 722           | 906           | 16                         | 195          | 64            | 1,353         |
| Hidalgo             | 1,095             | 545           | 550           | 15                         | 177          | 33            | 870           |
| Jalisco             | 5,866             | 2,697         | 3,169         | 91                         | 388          | 546           | 4,841         |
| México              | 12,234            | 5,829         | 6,405         | 15                         | 231          | 4,398         | 7,590         |
| Michoacán           | 2,715             | 1,277         | 1,438         | 38                         | 324          | 483           | 1,870         |
| Morelos             | 1,255             | 581           | 674           | 86                         | 74           | 59            | 1,036         |
| Nayarit             | 1,858             | 876           | 982           | 4                          | 45           | 353           | 1,456         |
| Nuevo León          | 4,759             | 2,230         | 2,529         | 44                         | 435          | 941           | 3,339         |
| Oaxaca              | 1,427             | 633           | 794           | 26                         | 28           | 284           | 1,089         |
| Puebla              | 5,581             | 2,592         | 2,989         |                            | 903          | 228           | 4,450         |
| Querétaro           | 3,073             | 1,473         | 1,600         | 37                         | 78           | 276           | 2,682         |
| Quintana Roo        | 2,161             | 971           | 1,190         | 66                         | 45           | 53            | 1,997         |
| San Luis Potosí     | 1,462             | 686           | 776           | 59                         | 147          |               | 1,256         |
| Sinaloa             | 2,456             | 1,220         | 1,236         |                            | 682          | 870           | 904           |
| Sonora              | 2,010             | 1,017         | 993           | 5                          | 45           | 501           | 1,459         |
| Tabasco             | 2,072             | 884           | 1,188         | 32                         | 267          | 47            | 1,726         |
| Tamaulipas          | 1,562             | 824           | 738           | 40                         | 24           | 45            | 1,453         |
| Tlaxcala            | 258               | 113           | 145           | 9                          | 11           | 15            | 223           |
| Veracruz            | 7,217             | 3,585         | 3,632         | 117                        | 3,173        | 410           | 3,517         |
| Yucatán             | 1,463             | 654           | 809           | 69                         | 79           | 8             | 1,307         |
| Zacatecas           | 1,145             | 512           | 633           |                            | 135          | 99            | 911           |
| <b>Nacional</b>     | <b>100,721</b>    | <b>48,020</b> | <b>52,701</b> | <b>5,633</b>               | <b>9,334</b> | <b>14,725</b> | <b>71,029</b> |

\* Conjunto de individuos adscritos a un centro de trabajo, de acuerdo a la función que realizan en el mismo. A cada uno se le considera tantas veces como en centros de trabajo esté adscrito.

## Escuelas por sostenimiento y entidad federativa

| Entidad Federativa  | ESCUELAS     |            |            |            |              |
|---------------------|--------------|------------|------------|------------|--------------|
|                     | Total        | Federal    | Estatad    | Autónomo   | Particular   |
| Aguascalientes      | 51           | 2          | 6          |            | 43           |
| Baja California     | 107          | 3          | 8          | 1          | 95           |
| Baja California Sur | 14           |            | 4          | 2          | 8            |
| Campeche            | 38           | 1          | 9          | 5          | 23           |
| Coahuila            | 85           | 4          | 7          | 7          | 67           |
| Colima              | 55           | 1          | 1          | 7          | 46           |
| Chiapas             | 186          | 4          | 6          | 10         | 166          |
| Chihuahua           | 74           | 6          | 8          | 17         | 43           |
| Ciudad de México    | 176          | 34         |            | 13         | 129          |
| Durango             | 38           | 1          | 5          | 5          | 27           |
| Guanajuato          | 102          | 2          | 22         | 6          | 72           |
| Guerrero            | 112          | 2          | 16         | 5          | 89           |
| Hidalgo             | 55           | 1          | 12         | 3          | 39           |
| Jalisco             | 196          | 4          | 22         | 2          | 168          |
| México              | 250          | 1          | 12         | 37         | 200          |
| Michoacán           | 122          | 3          | 15         | 1          | 103          |
| Morelos             | 71           | 2          | 4          | 4          | 61           |
| Nayarit             | 86           | 1          | 4          | 10         | 71           |
| Nuevo León          | 121          | 2          | 8          | 19         | 92           |
| Oaxaca              | 73           | 5          | 4          | 19         | 45           |
| Puebla              | 230          |            | 72         | 10         | 148          |
| Querétaro           | 55           | 3          | 4          | 3          | 45           |
| Quintana Roo        | 66           | 2          | 3          | 1          | 60           |
| San Luis Potosí     | 48           | 2          | 7          |            | 39           |
| Sinaloa             | 96           |            | 15         | 30         | 51           |
| Sonora              | 72           | 1          | 5          | 7          | 59           |
| Tabasco             | 75           | 4          | 10         | 5          | 56           |
| Tamaulipas          | 54           | 4          | 5          | 3          | 42           |
| Tlaxcala            | 19           | 1          | 1          | 2          | 15           |
| Veracruz            | 201          | 4          | 43         | 32         | 122          |
| Yucatán             | 49           | 2          | 4          | 1          | 42           |
| Zacatecas           | 48           |            | 8          | 6          | 34           |
| <b>Nacional</b>     | <b>3,025</b> | <b>102</b> | <b>350</b> | <b>273</b> | <b>2,300</b> |

## Instituciones por sostenimiento y entidad federativa

| Entidad Federativa  | INSTITUCIONES |            |            |           |              |
|---------------------|---------------|------------|------------|-----------|--------------|
|                     | Total         | Federal    | Estatad    | Autónomo  | Particular   |
| Aguascalientes      | 69            | 3          | 16         | 1         | 49           |
| Baja California     | 129           | 7          | 19         | 2         | 101          |
| Baja California Sur | 28            | 5          | 9          | 1         | 13           |
| Campeche            | 55            | 5          | 19         | 2         | 29           |
| Coahuila            | 154           | 7          | 32         | 2         | 113          |
| Colima              | 44            | 1          | 4          | 1         | 38           |
| Chiapas             | 178           | 7          | 33         | 3         | 135          |
| Chihuahua           | 138           | 9          | 25         | 2         | 102          |
| Ciudad de México    | 334           | 58         | 0          | 3         | 273          |
| Durango             | 79            | 4          | 21         | 2         | 52           |
| Guanajuato          | 183           | 7          | 32         | 3         | 141          |
| Guerrero            | 136           | 8          | 29         | 1         | 98           |
| Hidalgo             | 115           | 4          | 29         | 1         | 81           |
| Jalisco             | 253           | 10         | 34         | 1         | 208          |
| México              | 454           | 5          | 98         | 4         | 347          |
| Michoacán           | 192           | 9          | 34         | 2         | 147          |
| Morelos             | 127           | 5          | 8          | 2         | 112          |
| Nayarit             | 88            | 4          | 13         | 1         | 70           |
| Nuevo León          | 158           | 4          | 26         | 1         | 127          |
| Oaxaca              | 123           | 13         | 30         | 2         | 78           |
| Puebla              | 323           | 5          | 52         | 1         | 265          |
| Querétaro           | 113           | 8          | 13         | 2         | 90           |
| Quintana Roo        | 94            | 5          | 15         | 1         | 73           |
| San Luis Potosí     | 75            | 5          | 18         | 1         | 51           |
| Sinaloa             | 89            | 6          | 21         | 2         | 60           |
| Sonora              | 102           | 7          | 26         | 2         | 67           |
| Tabasco             | 89            | 6          | 22         | 2         | 59           |
| Tamaulipas          | 132           | 10         | 27         | 1         | 94           |
| Tlaxcala            | 60            | 4          | 11         | 1         | 44           |
| Veracruz            | 226           | 10         | 37         | 1         | 178          |
| Yucatán             | 110           | 6          | 20         | 2         | 82           |
| Zacatecas           | 61            | 3          | 21         | 1         | 36           |
| <b>Nacional</b>     | <b>4,511</b>  | <b>250</b> | <b>794</b> | <b>54</b> | <b>3,413</b> |

Nota: Se registra en el total y en el sostenimiento, el número total de instituciones contabilizadas de manera única, es decir, sin importar la cantidad de servicios que se proporcionen.

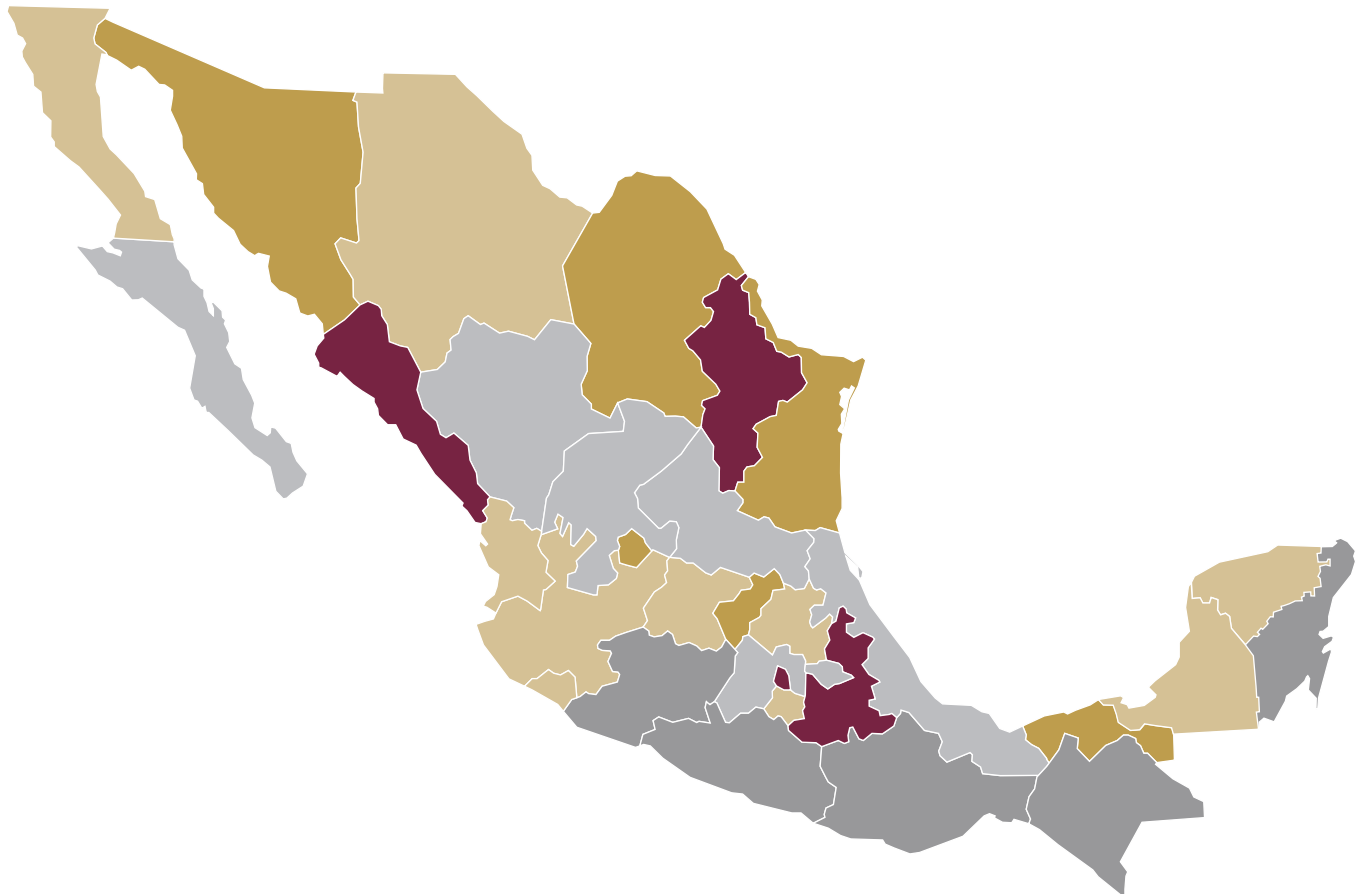
### Cobertura

| 47.4 a 125.7     |       | 43.8 a 47.3    |      | 37.1 a 43.7     |      |
|------------------|-------|----------------|------|-----------------|------|
| Ciudad de México | 125.7 | Coahuila       | 47.3 | Campeche        | 43.7 |
| Sinaloa          | 56.1  | Tabasco        | 46.9 | Colima          | 41.9 |
| Nuevo León       | 53.1  | Aguascalientes | 46.3 | Yucatán         | 41.8 |
| Puebla           | 50.6  | Sonora         | 44.7 | Nayarit         | 41.3 |
|                  |       | Tamaulipas     | 44.2 | Morelos         | 40.4 |
|                  |       | Querétaro      | 44.0 | Baja California | 40.4 |
|                  |       |                |      | Chihuahua       | 39.6 |
|                  |       |                |      | Hidalgo         | 39.4 |
|                  |       |                |      | Guanajuato      | 38.1 |
|                  |       |                |      | Jalisco         | 37.6 |

| 30.6 a 37.0         |      | 20.5 a 30.5  |      |
|---------------------|------|--------------|------|
| México              | 37.0 | Quintana Roo | 30.5 |
| Veracruz            | 36.7 | Michoacán    | 29.3 |
| San Luis Potosí     | 35.5 | Guerrero     | 24.5 |
| Zacatecas           | 34.4 | Oaxaca       | 22.1 |
| Durango             | 34.1 | Chiapas      | 20.5 |
| Baja California Sur | 33.5 |              |      |
| Tlaxcala            | 31.1 |              |      |

**Nacional**  
**43.8**



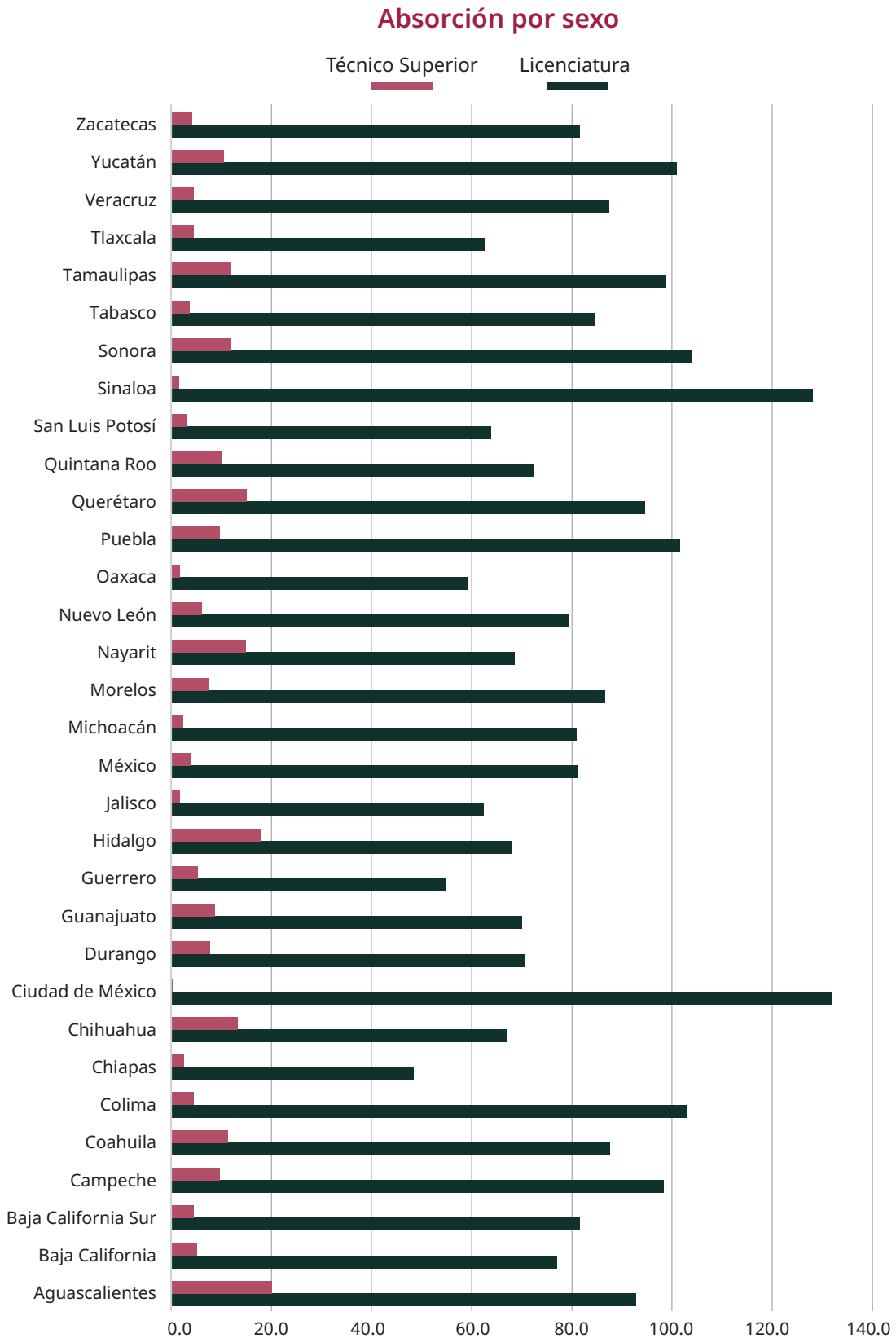
## Indicadores educativos

Inicia

| Entidad Federativa  | ABSORCIÓN TOTAL (%) |             |             | ABSORCIÓN (%) |             |             | COBERTURA TOTAL <sup>1</sup> (%) |             |             |
|---------------------|---------------------|-------------|-------------|---------------|-------------|-------------|----------------------------------|-------------|-------------|
|                     | Total               | Mujeres     | Hombres     | Total         | Mujeres     | Hombres     | Total                            | Mujeres     | Hombres     |
| Aguascalientes      | 112.9               | 109.5       | 117.9       | 103.1         | 100.6       | 107.1       | 46.3                             | 51.0        | 41.6        |
| Baja California     | 82.2                | 81.3        | 86.2        | 69.3          | 67.7        | 73.9        | 40.4                             | 44.0        | 37.0        |
| Baja California Sur | 86.0                | 87.7        | 85.7        | 84.9          | 85.9        | 85.5        | 33.5                             | 38.1        | 29.1        |
| Campeche            | 107.9               | 107.0       | 109.2       | 95.0          | 92.0        | 98.6        | 43.7                             | 47.3        | 40.2        |
| Coahuila            | 99.0                | 93.9        | 109.9       | 92.2          | 91.3        | 97.6        | 47.3                             | 50.1        | 44.7        |
| Colima              | 107.6               | 111.5       | 103.6       | 76.6          | 75.6        | 78.5        | 41.9                             | 48.0        | 35.9        |
| Chiapas             | 51.0                | 53.9        | 53.2        | 34.9          | 36.7        | 36.8        | 20.5                             | 21.0        | 19.9        |
| Chihuahua           | 80.5                | 81.9        | 90.8        | 77.4          | 78.6        | 88.6        | 39.6                             | 43.5        | 35.9        |
| Ciudad de México    | 132.2               | 127.8       | 142.4       | 94.2          | 93.7        | 98.7        | 125.7                            | 133.4       | 118.2       |
| Durango             | 78.2                | 76.7        | 85.4        | 62.0          | 58.6        | 70.5        | 34.1                             | 37.1        | 31.2        |
| Guanajuato          | 78.8                | 79.8        | 86.2        | 63.7          | 63.8        | 71.0        | 38.1                             | 41.0        | 35.2        |
| Guerrero            | 60.0                | 63.8        | 61.1        | 55.8          | 58.6        | 57.9        | 24.5                             | 26.8        | 22.0        |
| Hidalgo             | 85.9                | 83.4        | 96.9        | 79.6          | 76.0        | 91.3        | 39.4                             | 42.9        | 36.0        |
| Jalisco             | 64.2                | 62.9        | 66.9        | 55.1          | 53.5        | 58.2        | 37.6                             | 41.7        | 33.6        |
| México              | 85.1                | 87.3        | 86.1        | 66.5          | 67.4        | 68.3        | 37.0                             | 40.3        | 33.8        |
| Michoacán           | 83.1                | 84.6        | 89.2        | 71.1          | 71.8        | 77.2        | 29.3                             | 32.3        | 26.3        |
| Morelos             | 93.9                | 95.0        | 97.6        | 78.7          | 79.3        | 82.4        | 40.4                             | 44.2        | 36.8        |
| Nayarit             | 83.3                | 92.8        | 88.6        | 58.4          | 61.2        | 67.8        | 41.3                             | 47.6        | 35.1        |
| Nuevo León          | 85.4                | 87.8        | 93.9        | 65.5          | 68.4        | 72.0        | 53.1                             | 55.7        | 50.7        |
| Oaxaca              | 60.9                | 64.3        | 62.1        | 54.7          | 57.2        | 56.5        | 22.1                             | 24.3        | 19.9        |
| Puebla              | 111.1               | 113.5       | 111.7       | 91.5          | 91.1        | 95.1        | 50.6                             | 55.8        | 45.4        |
| Querétaro           | 109.8               | 106.0       | 121.0       | 85.8          | 81.6        | 96.3        | 44.0                             | 48.4        | 39.7        |
| Quintana Roo        | 82.7                | 86.4        | 84.6        | 63.9          | 64.3        | 68.4        | 30.5                             | 33.0        | 28.0        |
| San Luis Potosí     | 67.1                | 65.1        | 72.6        | 61.5          | 59.5        | 67.1        | 35.5                             | 38.1        | 32.8        |
| Sinaloa             | 129.6               | 131.9       | 130.6       | 103.0         | 98.7        | 111.3       | 56.1                             | 63.6        | 48.8        |
| Sonora              | 115.7               | 116.3       | 119.8       | 109.5         | 108.4       | 115.6       | 44.7                             | 49.1        | 40.5        |
| Tabasco             | 88.1                | 91.5        | 87.1        | 54.6          | 52.6        | 58.3        | 46.9                             | 49.7        | 44.1        |
| Tamaulipas          | 110.7               | 113.7       | 113.3       | 100.5         | 101.4       | 105.2       | 44.2                             | 48.2        | 40.3        |
| Tlaxcala            | 67.0                | 68.9        | 67.8        | 65.6          | 66.7        | 67.2        | 31.1                             | 34.4        | 27.8        |
| Veracruz            | 91.9                | 93.1        | 93.2        | 60.5          | 57.2        | 66.2        | 36.7                             | 39.3        | 34.1        |
| Yucatán             | 111.4               | 107.5       | 116.5       | 97.9          | 94.5        | 102.6       | 41.8                             | 44.2        | 39.5        |
| Zacatecas           | 85.7                | 84.9        | 91.0        | 73.8          | 71.2        | 81.1        | 34.4                             | 38.5        | 30.2        |
| <b>Nacional</b>     | <b>90.7</b>         | <b>91.5</b> | <b>95.0</b> | <b>72.6</b>   | <b>72.4</b> | <b>77.4</b> | <b>43.8</b>                      | <b>47.4</b> | <b>40.3</b> |

**Indicadores educativos***Concluye*

| Entidad Federativa  | COBERTURA (%) |             |             | EFICIENCIA TERMINAL 2022-2023 (%) |             |             |
|---------------------|---------------|-------------|-------------|-----------------------------------|-------------|-------------|
|                     | Total         | Mujeres     | Hombres     | Total                             | Mujeres     | Hombres     |
| Aguascalientes      | 38.7          | 42.8        | 34.8        | 61.8                              | 67.6        | 55.8        |
| Baja California     | 34.8          | 37.8        | 32.0        | 85.8                              | 95.9        | 75.4        |
| Baja California Sur | 30.1          | 33.6        | 26.7        | 50.5                              | 58.1        | 42.5        |
| Campeche            | 37.7          | 39.9        | 35.5        | 56.4                              | 60.5        | 52.3        |
| Coahuila            | 38.1          | 39.8        | 36.5        | 74.1                              | 80.3        | 68.5        |
| Colima              | 32.8          | 36.5        | 29.2        | 60.9                              | 67.8        | 54.0        |
| Chiapas             | 14.8          | 15.0        | 14.6        | 77.2                              | 84.6        | 70.1        |
| Chihuahua           | 35.9          | 39.3        | 32.7        | 61.2                              | 72.0        | 51.0        |
| Ciudad de México    | 72.1          | 74.5        | 69.7        | 73.4                              | 77.2        | 69.5        |
| Durango             | 28.5          | 30.5        | 26.6        | 79.0                              | 90.1        | 68.8        |
| Guanajuato          | 26.4          | 28.2        | 24.6        | 61.7                              | 66.0        | 57.3        |
| Guerrero            | 22.1          | 24.2        | 20.0        | 67.8                              | 76.7        | 57.8        |
| Hidalgo             | 36.8          | 39.6        | 34.0        | 76.7                              | 86.9        | 66.6        |
| Jalisco             | 32.6          | 36.0        | 29.3        | 102.0                             | 111.3       | 92.0        |
| México              | 28.9          | 30.9        | 26.9        | 61.4                              | 67.0        | 55.6        |
| Michoacán           | 25.5          | 27.8        | 23.1        | 59.3                              | 66.4        | 51.8        |
| Morelos             | 33.4          | 36.3        | 30.4        | 79.3                              | 84.6        | 73.3        |
| Nayarit             | 29.5          | 32.3        | 26.7        | 72.5                              | 80.2        | 64.5        |
| Nuevo León          | 41.8          | 43.8        | 39.8        | 94.8                              | 100.7       | 89.1        |
| Oaxaca              | 19.7          | 21.5        | 17.9        | 56.9                              | 64.6        | 48.3        |
| Puebla              | 40.4          | 44.0        | 36.8        | 61.4                              | 68.1        | 54.3        |
| Querétaro           | 35.7          | 38.8        | 32.6        | 99.1                              | 103.6       | 94.3        |
| Quintana Roo        | 22.7          | 23.8        | 21.7        | 56.1                              | 63.4        | 49.1        |
| San Luis Potosí     | 29.6          | 31.9        | 27.3        | 59.7                              | 68.8        | 49.9        |
| Sinaloa             | 45.7          | 49.9        | 41.7        | 54.7                              | 63.2        | 46.1        |
| Sonora              | 41.4          | 45.1        | 37.9        | 55.4                              | 64.6        | 46.1        |
| Tabasco             | 32.2          | 32.1        | 32.2        | 69.3                              | 79.2        | 60.1        |
| Tamaulipas          | 41.1          | 44.5        | 37.8        | 71.0                              | 80.0        | 61.8        |
| Tlaxcala            | 30.3          | 33.3        | 27.3        | 71.0                              | 81.6        | 59.6        |
| Veracruz            | 26.5          | 26.9        | 26.0        | 54.3                              | 60.0        | 48.9        |
| Yucatán             | 36.2          | 38.1        | 34.4        | 66.9                              | 71.3        | 62.2        |
| Zacatecas           | 30.8          | 34.0        | 27.7        | 61.9                              | 70.2        | 53.1        |
| <b>Nacional</b>     | <b>33.9</b>   | <b>36.1</b> | <b>31.7</b> | <b>68.7</b>                       | <b>75.6</b> | <b>61.7</b> |



### Docentes\* por tiempo de dedicación Completo

| Entidad Federativa  | DOCENTES POR SEXO |               |               | DOCENTES POR SOSTENIMIENTO |               |               |               |
|---------------------|-------------------|---------------|---------------|----------------------------|---------------|---------------|---------------|
|                     | Total             | Mujeres       | Hombres       | Federal                    | Estatad       | Autónomo      | Particular    |
| Aguascalientes      | 1,286             | 511           | 775           | 191                        | 402           | 321           | 372           |
| Baja California     | 3,130             | 1,442         | 1,688         | 628                        | 290           | 1,563         | 649           |
| Baja California Sur | 697               | 238           | 459           | 335                        | 152           | 140           | 70            |
| Campeche            | 959               | 411           | 548           | 185                        | 218           | 491           | 65            |
| Coahuila            | 3,130             | 1,268         | 1,862         | 630                        | 525           | 1,638         | 337           |
| Colima              | 570               | 214           | 356           | 64                         | 108           | 335           | 63            |
| Chiapas             | 1,903             | 705           | 1,198         | 315                        | 563           | 596           | 429           |
| Chihuahua           | 3,309             | 1,384         | 1,925         | 827                        | 638           | 1,626         | 218           |
| Ciudad de México    | 21,773            | 9,641         | 12,132        | 7,788                      | 484           | 9,045         | 4,940         |
| Durango             | 1,665             | 641           | 1,024         | 426                        | 1,147         | 438           | 317           |
| Guanajuato          | 3,577             | 1,395         | 2,182         | 704                        | 627           | 929           | 797           |
| Guerrero            | 2,142             | 785           | 1,357         | 232                        | 980           | 1,054         | 229           |
| Hidalgo             | 1,544             | 691           | 853           | 194                        | 704           | 173           | 197           |
| Jalisco             | 6,635             | 2,826         | 3,809         | 653                        | 2,934         | 3,734         | 1,544         |
| México              | 9,024             | 4,018         | 5,006         | 560                        | 793           | 3,207         | 2,323         |
| Michoacán           | 3,001             | 1,113         | 1,888         | 550                        | 237           | 1,252         | 406           |
| Morelos             | 1,668             | 824           | 844           | 555                        | 212           | 674           | 202           |
| Nayarit             | 1,018             | 447           | 571           | 123                        | 402           | 625           | 58            |
| Nuevo León          | 4,705             | 1,938         | 2,767         | 192                        | 1,445         | 2,449         | 1,662         |
| Oaxaca              | 2,526             | 969           | 1,557         | 627                        | 1,083         | 267           | 187           |
| Puebla              | 5,101             | 2,230         | 2,871         | 502                        | 423           | 1,899         | 1,617         |
| Querétaro           | 2,497             | 1,115         | 1,382         | 393                        | 351           | 693           | 988           |
| Quintana Roo        | 1,009             | 447           | 562           | 202                        | 416           | 239           | 217           |
| San Luis Potosí     | 2,453             | 1,077         | 1,376         | 379                        | 326           | 1,286         | 372           |
| Sinaloa             | 2,315             | 962           | 1,353         | 360                        | 898           | 1,453         | 176           |
| Sonora              | 3,135             | 1,417         | 1,718         | 527                        | 554           | 1,446         | 264           |
| Tabasco             | 2,107             | 858           | 1,249         | 188                        | 557           | 1,184         | 181           |
| Tamaulipas          | 2,590             | 1,120         | 1,470         | 733                        | 231           | 888           | 412           |
| Tlaxcala            | 1,357             | 626           | 731           | 219                        | 852           | 231           | 55            |
| Veracruz            | 7,708             | 3,525         | 4,183         | 889                        | 3,614         | 2,687         | 518           |
| Yucatán             | 2,095             | 910           | 1,185         | 439                        | 301           | 624           | 731           |
| Zacatecas           | 1,861             | 742           | 1,119         | 171                        | 518           | 1,140         | 32            |
| <b>Nacional</b>     | <b>108,490</b>    | <b>46,490</b> | <b>62,000</b> | <b>20,781</b>              | <b>22,133</b> | <b>44,948</b> | <b>20,628</b> |

\* Conjunto de individuos adscritos a un centro de trabajo, de acuerdo a la función que realizan en el mismo. A cada uno se le considera tantas veces como en centros de trabajo esté adscrito.

### Docentes\* por tiempo de dedicación Tres cuartos

| Entidad Federativa  | DOCENTES POR SEXO |              |              | DOCENTES POR SOSTENIMIENTO |              |            |              |
|---------------------|-------------------|--------------|--------------|----------------------------|--------------|------------|--------------|
|                     | Total             | Mujeres      | Hombres      | Federal                    | Estatal      | Autónomo   | Particular   |
| Aguascalientes      | 90                | 42           | 48           | 17                         | 32           |            | 41           |
| Baja California     | 89                | 50           | 39           | 26                         | 25           |            | 38           |
| Baja California Sur | 31                | 13           | 18           | 13                         | 5            |            | 13           |
| Campeche            | 43                | 20           | 23           | 9                          | 28           |            | 5            |
| Coahuila            | 286               | 132          | 154          | 100                        | 138          |            | 48           |
| Colima              | 41                | 27           | 14           | 6                          | 27           |            | 8            |
| Chiapas             | 93                | 36           | 57           | 38                         | 38           |            | 17           |
| Chihuahua           | 69                | 39           | 30           | 45                         | 13           |            | 11           |
| Ciudad de México    | 1,427             | 628          | 799          | 1,020                      |              |            | 407          |
| Durango             | 65                | 27           | 38           | 36                         | 22           |            | 7            |
| Guanajuato          | 245               | 106          | 139          | 38                         | 30           |            | 177          |
| Guerrero            | 279               | 112          | 167          | 19                         | 156          | 64         | 40           |
| Hidalgo             | 82                | 39           | 43           | 18                         | 19           |            | 45           |
| Jalisco             | 126               | 77           | 49           | 27                         | 52           |            | 47           |
| México              | 793               | 424          | 369          | 91                         | 352          |            | 350          |
| Michoacán           | 185               | 86           | 99           | 15                         | 29           |            | 141          |
| Morelos             | 84                | 35           | 49           | 27                         |              | 50         | 7            |
| Nayarit             | 58                | 25           | 33           | 34                         | 7            | 1          | 16           |
| Nuevo León          | 75                | 38           | 37           | 16                         | 36           |            | 23           |
| Oaxaca              | 130               | 53           | 77           | 45                         | 47           | 22         | 16           |
| Puebla              | 489               | 226          | 263          | 24                         | 317          |            | 148          |
| Querétaro           | 46                | 17           | 29           | 18                         | 23           |            | 5            |
| Quintana Roo        | 38                | 14           | 24           | 14                         | 6            |            | 18           |
| San Luis Potosí     | 75                | 26           | 49           | 19                         | 56           |            |              |
| Sinaloa             | 175               | 93           | 82           | 42                         | 81           |            | 52           |
| Sonora              | 141               | 83           | 58           | 41                         | 41           |            | 59           |
| Tabasco             | 48                | 16           | 32           | 11                         | 37           |            |              |
| Tamaulipas          | 125               | 42           | 83           | 66                         | 26           |            | 33           |
| Tlaxcala            | 41                | 23           | 18           | 18                         | 23           |            |              |
| Veracruz            | 293               | 147          | 146          | 60                         | 152          |            | 81           |
| Yucatán             | 204               | 106          | 98           | 52                         | 9            |            | 143          |
| Zacatecas           | 25                | 16           | 9            | 11                         | 14           |            |              |
| <b>Nacional</b>     | <b>5,991</b>      | <b>2,818</b> | <b>3,173</b> | <b>2,016</b>               | <b>1,841</b> | <b>138</b> | <b>1,996</b> |

\* Conjunto de individuos adscritos a un centro de trabajo, de acuerdo a la función que realizan en el mismo. A cada uno se le considera tantas veces como en centros de trabajo esté adscrito.

## Docentes\* por tiempo de dedicación Medio

| Entidad Federativa  | DOCENTES POR SEXO |              |              | DOCENTES POR SOSTENIMIENTO |              |              |              |
|---------------------|-------------------|--------------|--------------|----------------------------|--------------|--------------|--------------|
|                     | Total             | Mujeres      | Hombres      | Federal                    | Estatal      | Autónomo     | Particular   |
| Aguascalientes      | 255               | 103          | 152          | 11                         | 97           | 106          | 41           |
| Baja California     | 291               | 169          | 122          | 35                         | 91           | 53           | 112          |
| Baja California Sur | 101               | 41           | 60           | 10                         | 35           | 26           | 30           |
| Campeche            | 114               | 47           | 67           | 12                         | 40           | 24           | 38           |
| Coahuila            | 466               | 222          | 244          | 155                        | 180          | 12           | 119          |
| Colima              | 102               | 63           | 39           | 8                          | 63           |              | 31           |
| Chiapas             | 443               | 174          | 269          | 28                         | 185          | 161          | 69           |
| Chihuahua           | 342               | 156          | 186          | 37                         | 42           | 196          | 67           |
| Ciudad de México    | 5,079             | 2,191        | 2,888        | 1,994                      |              | 1,530        | 1,555        |
| Durango             | 293               | 120          | 173          | 32                         | 97           | 41           | 123          |
| Guanajuato          | 576               | 273          | 303          | 18                         | 74           | 28           | 456          |
| Guerrero            | 347               | 147          | 200          | 24                         | 191          | 62           | 70           |
| Hidalgo             | 198               | 112          | 86           | 9                          | 122          | 2            | 65           |
| Jalisco             | 527               | 252          | 275          | 12                         | 142          | 121          | 252          |
| México              | 1,557             | 745          | 812          | 119                        | 666          | 161          | 611          |
| Michoacán           | 474               | 191          | 283          | 24                         | 69           | 119          | 262          |
| Morelos             | 147               | 74           | 73           | 23                         | 19           | 42           | 63           |
| Nayarit             | 100               | 48           | 52           | 17                         | 33           | 16           | 34           |
| Nuevo León          | 720               | 335          | 385          | 34                         | 327          | 139          | 220          |
| Oaxaca              | 339               | 170          | 169          | 52                         | 133          | 85           | 69           |
| Puebla              | 948               | 507          | 441          | 33                         | 343          | 291          | 281          |
| Querétaro           | 508               | 254          | 254          | 42                         | 208          | 1            | 257          |
| Quintana Roo        | 113               | 57           | 56           | 23                         | 47           |              | 43           |
| San Luis Potosí     | 247               | 124          | 123          | 16                         | 79           | 137          | 15           |
| Sinaloa             | 429               | 250          | 179          | 39                         | 118          | 175          | 97           |
| Sonora              | 263               | 125          | 138          | 30                         | 73           | 6            | 154          |
| Tabasco             | 231               | 107          | 124          | 7                          | 73           | 145          | 6            |
| Tamaulipas          | 409               | 202          | 207          | 48                         | 114          |              | 247          |
| Tlaxcala            | 213               | 119          | 94           | 14                         | 38           | 153          | 8            |
| Veracruz            | 639               | 345          | 294          | 67                         | 272          | 29           | 271          |
| Yucatán             | 314               | 169          | 145          | 36                         | 39           | 81           | 158          |
| Zacatecas           | 200               | 88           | 112          | 13                         | 8            | 128          | 51           |
| <b>Nacional</b>     | <b>16,985</b>     | <b>7,980</b> | <b>9,005</b> | <b>3,022</b>               | <b>4,018</b> | <b>4,070</b> | <b>5,875</b> |

\* Conjunto de individuos adscritos a un centro de trabajo, de acuerdo a la función que realizan en el mismo. A cada uno se le considera tantas veces como en centros de trabajo esté adscrito.

## Docentes\* por tiempo de dedicación Por hora

| Entidad Federativa  | DOCENTES POR SEXO |                |                | DOCENTES POR SOSTENIMIENTO |               |               |                |
|---------------------|-------------------|----------------|----------------|----------------------------|---------------|---------------|----------------|
|                     | Total             | Mujeres        | Hombres        | Federal                    | Estatal       | Autónomo      | Particular     |
| Aguascalientes      | 4,707             | 2,034          | 2,673          | 77                         | 971           | 918           | 2,741          |
| Baja California     | 11,734            | 5,417          | 6,317          | 271                        | 530           | 4,478         | 6,455          |
| Baja California Sur | 1,873             | 941            | 932            | 52                         | 470           | 575           | 776            |
| Campeche            | 2,291             | 1,049          | 1,242          | 50                         | 528           | 489           | 1,224          |
| Coahuila            | 8,311             | 3,842          | 4,469          | 314                        | 1,321         | 1,731         | 4,945          |
| Colima              | 2,751             | 1,157          | 1,594          | 63                         | 145           | 1,189         | 1,354          |
| Chiapas             | 8,728             | 3,768          | 4,960          | 131                        | 1,599         | 1,255         | 5,743          |
| Chihuahua           | 8,895             | 4,061          | 4,834          | 339                        | 1,504         | 3,441         | 3,611          |
| Ciudad de México    | 57,531            | 26,199         | 31,332         | 9,210                      |               | 24,468        | 23,853         |
| Durango             | 4,345             | 1,895          | 2,450          | 119                        | 895           | 1,228         | 2,103          |
| Guanajuato          | 13,400            | 6,200          | 7,200          | 145                        | 2,789         | 2,063         | 8,403          |
| Guerrero            | 3,375             | 1,512          | 1,863          | 172                        | 434           | 281           | 2,488          |
| Hidalgo             | 7,381             | 3,697          | 3,684          | 100                        | 1,787         | 2,093         | 3,401          |
| Jalisco             | 24,303            | 10,275         | 14,028         | 373                        | 1,567         | 5,545         | 16,818         |
| México              | 39,273            | 18,967         | 20,306         | 254                        | 5,217         | 12,721        | 21,081         |
| Michoacán           | 9,141             | 4,106          | 5,035          | 177                        | 1,578         | 1,973         | 5,413          |
| Morelos             | 6,087             | 2,882          | 3,205          | 119                        | 605           | 1,918         | 3,445          |
| Nayarit             | 2,845             | 1,338          | 1,507          | 114                        | 478           | 551           | 1,702          |
| Nuevo León          | 14,557            | 6,396          | 8,161          | 118                        | 1,122         | 3,391         | 9,926          |
| Oaxaca              | 5,142             | 2,275          | 2,867          | 182                        | 177           | 1,443         | 3,340          |
| Puebla              | 18,131            | 8,755          | 9,376          | 165                        | 2,895         | 1,783         | 13,288         |
| Querétaro           | 7,793             | 3,632          | 4,161          | 142                        | 1,010         | 2,186         | 4,455          |
| Quintana Roo        | 5,170             | 2,337          | 2,833          | 101                        | 813           | 624           | 3,632          |
| San Luis Potosí     | 5,061             | 2,387          | 2,674          | 118                        | 960           | 844           | 3,139          |
| Sinaloa             | 8,581             | 4,191          | 4,390          | 168                        | 1,130         | 4,733         | 2,550          |
| Sonora              | 7,835             | 3,738          | 4,097          | 218                        | 1,485         | 2,693         | 3,439          |
| Tabasco             | 4,849             | 2,066          | 2,783          | 107                        | 1,154         | 682           | 2,906          |
| Tamaulipas          | 7,926             | 3,681          | 4,245          | 327                        | 787           | 1,765         | 5,047          |
| Tlaxcala            | 2,368             | 1,187          | 1,181          | 81                         | 343           | 1,170         | 774            |
| Veracruz            | 13,798            | 6,638          | 7,160          | 376                        | 2,238         | 2,476         | 8,708          |
| Yucatán             | 6,016             | 2,659          | 3,357          | 117                        | 946           | 583           | 4,370          |
| Zacatecas           | 2,789             | 1,251          | 1,538          | 76                         | 488           | 729           | 1,496          |
| <b>Nacional</b>     | <b>326,987</b>    | <b>150,533</b> | <b>176,454</b> | <b>14,376</b>              | <b>37,966</b> | <b>92,019</b> | <b>182,626</b> |

\* Conjunto de individuos adscritos a un centro de trabajo, de acuerdo a la función que realizan en el mismo. A cada uno se le considera tantas veces como en centros de trabajo esté adscrito.

# **TÉCNICO SUPERIOR UNIVERSITARIO**

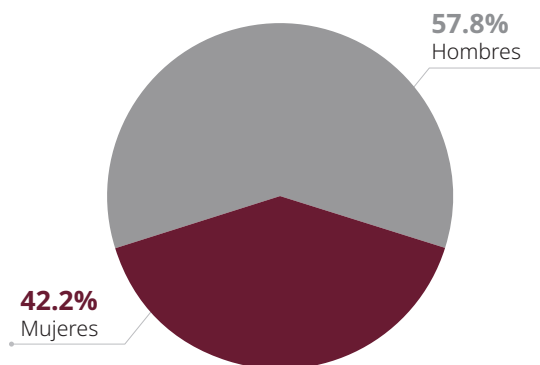


Un alumno de este nivel es un profesional altamente capacitado con sólida formación científico-tecnológica, tanto en su aspecto teórico como práctico, y con las habilidades y actitudes necesarias para comunicarse, trabajar en equipo, identificar y resolver problemas en el área específica de su competencia profesional como mando medio de las empresas e instituciones de los sectores productivos y sociales.

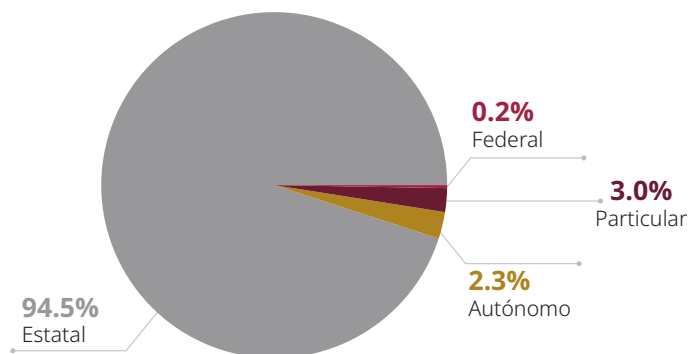
Estos estudios se imparten principalmente en las Universidades Tecnológicas impulsadas por la Federación desde 1991. Lo antecede obligatoriamente el bachillerato o equivalente, su duración es de dos a tres años, con algunas excepciones de cinco o hasta seis años, como en el caso de Aguascalientes y la Ciudad de México; no alcanza el grado de licenciatura.

En este apartado se muestra información acerca de los grados de avance. En referencia al ciclo lectivo 2023-2024 se atendieron 162,289 alumnos, en los siguientes sostenimientos: 0.2% en el federal, 2.3% en el autónomo, 94.5% en el estatal y 3% en particular.

**Alumnos por sexo**



**Alumnos por sostenimiento**



**Alumnos por grado, docentes y escuelas por entidad federativa**

| Entidad Federativa  | ALUMNOS        |               |               |              |              |            |            |
|---------------------|----------------|---------------|---------------|--------------|--------------|------------|------------|
|                     | Total          | Primero       | Segundo       | Tercero      | Cuarto       | Quinto     | Sexto      |
| Aguascalientes      | 5,868          | 3,298         | 2,128         | 425          | 4            | 4          | 9          |
| Baja California     | 3,805          | 2,011         | 1,328         | 466          |              |            |            |
| Baja California Sur | 749            | 406           | 332           | 9            | 2            |            |            |
| Campeche            | 1,732          | 1,039         | 693           |              |              |            |            |
| Coahuila            | 8,825          | 5,043         | 2,727         | 449          | 536          |            | 70         |
| Colima              | 606            | 350           | 256           |              |              |            |            |
| Chiapas             | 2,449          | 1,526         | 854           | 69           |              |            |            |
| Chihuahua           | 12,553         | 7,494         | 3,919         | 777          | 306          |            | 57         |
| Ciudad de México    | 523            | 200           | 110           | 188          | 6            | 6          | 13         |
| Durango             | 2,998          | 1,714         | 736           | 402          | 144          |            | 2          |
| Guanajuato          | 10,221         | 6,036         | 3,762         | 296          | 74           |            | 53         |
| Guerrero            | 3,627          | 2,047         | 609           |              | 971          |            |            |
| Hidalgo             | 10,471         | 6,322         | 4,149         |              |              |            |            |
| Jalisco             | 5,710          | 2,776         | 2,060         | 499          | 207          | 103        | 65         |
| México              | 17,640         | 9,907         | 7,593         | 35           | 72           |            | 33         |
| Michoacán           | 1,702          | 1,093         | 546           | 4            | 59           |            |            |
| Morelos             | 2,557          | 1,434         | 1,123         |              |              |            |            |
| Nayarit             | 4,117          | 2,372         | 709           | 20           | 1,016        |            |            |
| Nuevo León          | 7,739          | 4,391         | 3,215         | 133          |              |            |            |
| Oaxaca              | 1,090          | 693           | 397           |              |              |            |            |
| Puebla              | 12,904         | 7,606         | 4,878         | 347          | 11           | 62         |            |
| Querétaro           | 6,380          | 3,826         | 2,461         | 93           |              |            |            |
| Quintana Roo        | 4,081          | 2,957         | 1,124         |              |              |            |            |
| San Luis Potosí     | 2,201          | 1,207         | 809           | 185          |              |            |            |
| Sinaloa             | 1,275          | 600           | 384           | 208          |              |            | 83         |
| Sonora              | 6,438          | 4,049         | 1,467         | 138          | 722          |            | 62         |
| Tabasco             | 2,268          | 1,331         | 734           |              | 203          |            |            |
| Tamaulipas          | 8,381          | 5,018         | 2,504         | 211          | 544          | 21         | 83         |
| Tlaxcala            | 1,342          | 697           | 630           | 15           |              |            |            |
| Veracruz            | 6,939          | 3,796         | 2,518         | 625          |              |            |            |
| Yucatán             | 3,905          | 2,244         | 1,483         | 1            | 177          |            |            |
| Zacatecas           | 1,193          | 607           | 516           | 42           | 22           | 6          |            |
| <b>Nacional</b>     | <b>162,289</b> | <b>94,090</b> | <b>56,754</b> | <b>5,637</b> | <b>5,076</b> | <b>202</b> | <b>530</b> |

Nota: para este ciclo escolar la información de docentes se agrega en licenciatura universitaria y tecnológica.

**Alumnos por grado, docentes y escuelas por entidad federativa**

| Entidad Federativa  | NUEVO INGRESO | EGRESADOS     | TITULADOS     | DOCENTES*     | ESCUELAS   |
|---------------------|---------------|---------------|---------------|---------------|------------|
| Aguascalientes      | 3,262         | 1,412         | 634           | 606           | 7          |
| Baja California     | 1,986         | 895           | 939           | 200           | 5          |
| Baja California Sur | 402           | 195           | 118           | 106           | 5          |
| Campeche            | 936           | 337           | 352           | 133           | 3          |
| Coahuila            | 4,520         | 3,235         | 2,332         | 622           | 15         |
| Colima              | 350           | 243           |               | 95            | 1          |
| Chiapas             | 1,507         | 704           | 650           | 146           | 8          |
| Chihuahua           | 5,205         | 1,610         | 1,498         | 737           | 14         |
| Ciudad de México    | 149           | 225           | 147           | 322           | 16         |
| Durango             | 1,481         | 806           | 809           | 205           | 6          |
| Guanajuato          | 5,712         | 3,339         | 3,157         | 746           | 11         |
| Guerrero            | 2,040         | 994           | 962           | 356           | 9          |
| Hidalgo             | 6,184         | 3,221         | 3,055         | 511           | 12         |
| Jalisco             | 1,315         | 1,699         | 1,121         | 640           | 14         |
| México              | 6,992         | 3,503         | 1,325         | 977           | 16         |
| Michoacán           | 1,007         | 551           | 164           | 192           | 7          |
| Morelos             | 1,432         | 914           | 829           | 290           | 3          |
| Nayarit             | 2,367         | 1,165         | 869           | 369           | 6          |
| Nuevo León          | 3,763         | 2,114         | 1,963         | 563           | 15         |
| Oaxaca              | 693           | 314           | 314           | 98            | 2          |
| Puebla              | 7,467         | 4,165         | 2,140         | 923           | 17         |
| Querétaro           | 3,337         | 2,682         | 2,689         | 568           | 17         |
| Quintana Roo        | 2,038         | 878           | 82            | 303           | 4          |
| San Luis Potosí     | 999           | 668           | 732           | 179           | 8          |
| Sinaloa             | 600           | 494           | 197           | 149           | 7          |
| Sonora              | 3,710         | 1,512         | 1,267         | 788           | 12         |
| Tabasco             | 1,188         | 707           | 592           | 244           | 6          |
| Tamaulipas          | 4,423         | 2,218         | 1,842         | 582           | 8          |
| Tlaxcala            | 682           | 472           |               | 47            | 1          |
| Veracruz            | 3,645         | 1,804         | 2,761         | 425           | 14         |
| Yucatán             | 2,157         | 1,292         | 1,170         | 276           | 6          |
| Zacatecas           | 607           | 397           | 371           | 181           | 5          |
| <b>Nacional</b>     | <b>82,156</b> | <b>44,765</b> | <b>35,081</b> | <b>12,579</b> | <b>280</b> |

Nota: para este ciclo escolar la información de docentes se agrega en licenciatura universitaria y tecnológica.

\* Conjunto de individuos adscritos a un centro de trabajo, de acuerdo a la función que realizan en el mismo. A cada uno se le considera tantas veces como en centros de trabajo esté adscrito.

**Alumnos por sexo, sostenimiento y entidad federativa**

| Entidad Federativa  | ALUMNOS POR SEXO |               |               | ALUMNOS POR SOSTENIMIENTO |                |              |              |
|---------------------|------------------|---------------|---------------|---------------------------|----------------|--------------|--------------|
|                     | Total            | Mujeres       | Hombres       | Federal                   | Estatal        | Autónomo     | Particular   |
| Aguascalientes      | 5,868            | 2,653         | 3,215         |                           | 5,868          |              |              |
| Baja California     | 3,805            | 1,465         | 2,340         |                           | 3,660          |              | 145          |
| Baja California Sur | 749              | 355           | 394           |                           | 441            | 87           | 221          |
| Campeche            | 1,732            | 742           | 990           |                           | 1,732          |              |              |
| Coahuila            | 8,825            | 2,864         | 5,961         |                           | 8,647          |              | 178          |
| Colima              | 606              | 247           | 359           |                           | 606            |              |              |
| Chiapas             | 2,449            | 1,097         | 1,352         |                           | 2,173          |              | 276          |
| Chihuahua           | 12,553           | 5,111         | 7,442         |                           | 12,553         |              |              |
| Ciudad de México    | 523              | 303           | 220           | 223                       |                |              | 300          |
| Durango             | 2,998            | 1,384         | 1,614         |                           | 2,998          |              |              |
| Guanajuato          | 10,221           | 4,503         | 5,718         |                           | 10,168         | 23           | 30           |
| Guerrero            | 3,627            | 1,565         | 2,062         |                           | 3,583          | 22           | 22           |
| Hidalgo             | 10,471           | 4,999         | 5,472         |                           | 10,471         |              |              |
| Jalisco             | 5,710            | 2,437         | 3,273         |                           | 3,625          | 1,569        | 516          |
| México              | 17,640           | 7,926         | 9,714         |                           | 15,710         | 35           | 1,895        |
| Michoacán           | 1,702            | 779           | 923           |                           | 1,539          | 9            | 154          |
| Morelos             | 2,557            | 1,189         | 1,368         |                           | 2,557          |              |              |
| Nayarit             | 4,117            | 1,860         | 2,257         |                           | 4,108          | 9            |              |
| Nuevo León          | 7,739            | 2,897         | 4,842         |                           | 7,583          | 15           | 141          |
| Oaxaca              | 1,090            | 560           | 530           |                           | 1,090          |              |              |
| Puebla              | 12,904           | 5,270         | 7,634         |                           | 12,005         | 649          | 250          |
| Querétaro           | 6,380            | 2,501         | 3,879         |                           | 6,133          | 87           | 160          |
| Quintana Roo        | 4,081            | 1,825         | 2,256         |                           | 4,081          |              |              |
| San Luis Potosí     | 2,201            | 849           | 1,352         |                           | 2,007          | 128          | 66           |
| Sinaloa             | 1,275            | 485           | 790           |                           | 937            | 243          | 95           |
| Sonora              | 6,438            | 2,339         | 4,099         |                           | 6,252          | 58           | 128          |
| Tabasco             | 2,268            | 882           | 1,386         |                           | 2,208          | 59           | 1            |
| Tamaulipas          | 8,381            | 3,400         | 4,981         |                           | 8,227          | 154          |              |
| Tlaxcala            | 1,342            | 629           | 713           |                           | 1,342          |              |              |
| Veracruz            | 6,939            | 3,138         | 3,801         | 75                        | 6,040          | 566          | 258          |
| Yucatán             | 3,905            | 1,626         | 2,279         |                           | 3,859          |              | 46           |
| Zacatecas           | 1,193            | 535           | 658           |                           | 1,125          | 56           | 12           |
| <b>Nacional</b>     | <b>162,289</b>   | <b>68,415</b> | <b>93,874</b> | <b>298</b>                | <b>153,328</b> | <b>3,769</b> | <b>4,894</b> |

**Alumnos por sexo, sostenimiento y entidad federativa**

| Entidad Federativa  | ALUMNOS POR SEXO |               |               | ALUMNOS POR SOSTENIMIENTO |               |              |              |
|---------------------|------------------|---------------|---------------|---------------------------|---------------|--------------|--------------|
|                     | Total            | Mujeres       | Hombres       | Federal                   | Estatal       | Autónomo     | Particular   |
| Aguascalientes      | 3,298            | 1,498         | 1,800         |                           | 3,298         |              |              |
| Baja California     | 2,011            | 760           | 1,251         |                           | 1,927         |              | 84           |
| Baja California Sur | 406              | 201           | 205           |                           | 266           | 38           | 102          |
| Campeche            | 1,039            | 446           | 593           |                           | 1,039         |              |              |
| Coahuila            | 5,043            | 1,625         | 3,418         |                           | 4,957         |              | 86           |
| Colima              | 350              | 147           | 203           |                           | 350           |              |              |
| Chiapas             | 1,526            | 693           | 833           |                           | 1,417         |              | 109          |
| Chihuahua           | 7,494            | 2,990         | 4,504         |                           | 7,494         |              |              |
| Ciudad de México    | 200              | 114           | 86            | 119                       |               |              | 81           |
| Durango             | 1,714            | 763           | 951           |                           | 1,714         |              |              |
| Guanajuato          | 6,036            | 2,649         | 3,387         |                           | 5,987         | 23           | 26           |
| Guerrero            | 2,047            | 861           | 1,186         |                           | 2,015         | 15           | 17           |
| Hidalgo             | 6,322            | 2,966         | 3,356         |                           | 6,322         |              |              |
| Jalisco             | 2,776            | 1,108         | 1,668         |                           | 1,782         | 731          | 263          |
| México              | 9,907            | 4,337         | 5,570         |                           | 8,957         | 1            | 949          |
| Michoacán           | 1,093            | 497           | 596           |                           | 950           | 6            | 137          |
| Morelos             | 1,434            | 673           | 761           |                           | 1,434         |              |              |
| Nayarit             | 2,372            | 1,065         | 1,307         |                           | 2,364         | 8            |              |
| Nuevo León          | 4,391            | 1,631         | 2,760         |                           | 4,315         |              | 76           |
| Oaxaca              | 693              | 349           | 344           |                           | 693           |              |              |
| Puebla              | 7,606            | 3,059         | 4,547         |                           | 7,268         | 211          | 127          |
| Querétaro           | 3,826            | 1,459         | 2,367         |                           | 3,653         | 45           | 128          |
| Quintana Roo        | 2,957            | 1,320         | 1,637         |                           | 2,957         |              |              |
| San Luis Potosí     | 1,207            | 427           | 780           |                           | 1,114         | 55           | 38           |
| Sinaloa             | 600              | 220           | 380           |                           | 484           | 67           | 49           |
| Sonora              | 4,049            | 1,426         | 2,623         |                           | 3,981         | 8            | 60           |
| Tabasco             | 1,331            | 506           | 825           |                           | 1,286         | 44           | 1            |
| Tamaulipas          | 5,018            | 2,054         | 2,964         |                           | 4,929         | 89           |              |
| Tlaxcala            | 697              | 324           | 373           |                           | 697           |              |              |
| Veracruz            | 3,796            | 1,694         | 2,102         | 24                        | 3,266         | 366          | 140          |
| Yucatán             | 2,244            | 901           | 1,343         |                           | 2,216         |              | 28           |
| Zacatecas           | 607              | 268           | 339           |                           | 586           | 21           |              |
| <b>Nacional</b>     | <b>94,090</b>    | <b>39,031</b> | <b>55,059</b> | <b>143</b>                | <b>89,718</b> | <b>1,728</b> | <b>2,501</b> |

**Alumnos por sexo, sostenimiento y entidad federativa**

| Entidad Federativa  | ALUMNOS POR SEXO |               |               | ALUMNOS POR SOSTENIMIENTO |               |              |              |
|---------------------|------------------|---------------|---------------|---------------------------|---------------|--------------|--------------|
|                     | Total            | Mujeres       | Hombres       | Federal                   | Estatal       | Autónomo     | Particular   |
| Aguascalientes      | 2,128            | 949           | 1,179         |                           | 2,128         |              |              |
| Baja California     | 1,328            | 469           | 859           |                           | 1,267         |              | 61           |
| Baja California Sur | 332              | 149           | 183           |                           | 164           | 49           | 119          |
| Campeche            | 693              | 296           | 397           |                           | 693           |              |              |
| Coahuila            | 2,727            | 912           | 1,815         |                           | 2,646         |              | 81           |
| Colima              | 256              | 100           | 156           |                           | 256           |              |              |
| Chiapas             | 854              | 378           | 476           |                           | 756           |              | 98           |
| Chihuahua           | 3,919            | 1,678         | 2,241         |                           | 3,919         |              |              |
| Ciudad de México    | 110              | 50            | 60            | 41                        |               |              | 69           |
| Durango             | 736              | 318           | 418           |                           | 736           |              |              |
| Guanajuato          | 3,762            | 1,713         | 2,049         |                           | 3,758         |              | 4            |
| Guerrero            | 609              | 257           | 352           |                           | 597           | 7            | 5            |
| Hidalgo             | 4,149            | 2,033         | 2,116         |                           | 4,149         |              |              |
| Jalisco             | 2,060            | 940           | 1,120         |                           | 1,275         | 580          | 205          |
| México              | 7,593            | 3,519         | 4,074         |                           | 6,613         | 34           | 946          |
| Michoacán           | 546              | 248           | 298           |                           | 530           | 1            | 15           |
| Morelos             | 1,123            | 516           | 607           |                           | 1,123         |              |              |
| Nayarit             | 709              | 333           | 376           |                           | 708           | 1            |              |
| Nuevo León          | 3,215            | 1,214         | 2,001         |                           | 3,160         | 1            | 54           |
| Oaxaca              | 397              | 211           | 186           |                           | 397           |              |              |
| Puebla              | 4,878            | 1,957         | 2,921         |                           | 4,737         | 40           | 101          |
| Querétaro           | 2,461            | 1,009         | 1,452         |                           | 2,387         | 42           | 32           |
| Quintana Roo        | 1,124            | 505           | 619           |                           | 1,124         |              |              |
| San Luis Potosí     | 809              | 350           | 459           |                           | 742           | 39           | 28           |
| Sinaloa             | 384              | 186           | 198           |                           | 217           | 121          | 46           |
| Sonora              | 1,467            | 543           | 924           |                           | 1,349         | 50           | 68           |
| Tabasco             | 734              | 276           | 458           |                           | 719           | 15           |              |
| Tamaulipas          | 2,504            | 1,051         | 1,453         |                           | 2,439         | 65           |              |
| Tlaxcala            | 630              | 301           | 329           |                           | 630           |              |              |
| Veracruz            | 2,518            | 1,164         | 1,354         | 51                        | 2,246         | 108          | 113          |
| Yucatán             | 1,483            | 627           | 856           |                           | 1,465         |              | 18           |
| Zacatecas           | 516              | 229           | 287           |                           | 488           | 16           | 12           |
| <b>Nacional</b>     | <b>56,754</b>    | <b>24,481</b> | <b>32,273</b> | <b>92</b>                 | <b>53,418</b> | <b>1,169</b> | <b>2,075</b> |

**Alumnos por sexo, sostenimiento y entidad federativa**

| Entidad Federativa  | ALUMNOS POR SEXO |              |              | ALUMNOS POR SOSTENIMIENTO |              |            |            |
|---------------------|------------------|--------------|--------------|---------------------------|--------------|------------|------------|
|                     | Total            | Mujeres      | Hombres      | Federal                   | Estatad      | Autónomo   | Particular |
| Aguascalientes      | 425              | 199          | 226          |                           | 425          |            |            |
| Baja California     | 466              | 236          | 230          |                           | 466          |            |            |
| Baja California Sur | 9                | 4            | 5            |                           | 9            |            |            |
| Campeche            |                  |              |              |                           |              |            |            |
| Coahuila            | 449              | 151          | 298          |                           | 438          |            | 11         |
| Colima              |                  |              |              |                           |              |            |            |
| Chiapas             | 69               | 26           | 43           |                           |              |            | 69         |
| Chihuahua           | 777              | 304          | 473          |                           | 777          |            |            |
| Ciudad de México    | 188              | 117          | 71           | 38                        |              |            | 150        |
| Durango             | 402              | 202          | 200          |                           | 402          |            |            |
| Guanajuato          | 296              | 95           | 201          |                           | 296          |            |            |
| Guerrero            |                  |              |              |                           |              |            |            |
| Hidalgo             |                  |              |              |                           |              |            |            |
| Jalisco             | 499              | 230          | 269          |                           | 215          | 258        | 26         |
| México              | 35               | 14           | 21           |                           | 35           |            |            |
| Michoacán           | 4                | 3            | 1            |                           |              | 2          | 2          |
| Morelos             |                  |              |              |                           |              |            |            |
| Nayarit             | 20               | 16           | 4            |                           | 20           |            |            |
| Nuevo León          | 133              | 52           | 81           |                           | 108          | 14         | 11         |
| Oaxaca              |                  |              |              |                           |              |            |            |
| Puebla              | 347              | 209          | 138          |                           |              | 325        | 22         |
| Querétaro           | 93               | 33           | 60           |                           | 93           |            |            |
| Quintana Roo        |                  |              |              |                           |              |            |            |
| San Luis Potosí     | 185              | 72           | 113          |                           | 151          | 34         |            |
| Sinaloa             | 208              | 61           | 147          |                           | 153          | 55         |            |
| Sonora              | 138              | 53           | 85           |                           | 138          |            |            |
| Tabasco             |                  |              |              |                           |              |            |            |
| Tamaulipas          | 211              | 63           | 148          |                           | 211          |            |            |
| Tlaxcala            | 15               | 4            | 11           |                           | 15           |            |            |
| Veracruz            | 625              | 280          | 345          |                           | 528          | 92         | 5          |
| Yucatán             | 1                | 1            |              |                           | 1            |            |            |
| Zacatecas           | 42               | 27           | 15           |                           | 23           | 19         |            |
| <b>Nacional</b>     | <b>5,637</b>     | <b>2,452</b> | <b>3,185</b> | <b>38</b>                 | <b>4,504</b> | <b>799</b> | <b>296</b> |

**Alumnos por sexo, sostenimiento y entidad federativa**

| Entidad Federativa  | ALUMNOS POR SEXO |              |              | ALUMNOS POR SOSTENIMIENTO |              |           |            |
|---------------------|------------------|--------------|--------------|---------------------------|--------------|-----------|------------|
|                     | Total            | Mujeres      | Hombres      | Federal                   | Estatal      | Autónomo  | Particular |
| Aguascalientes      | 4                | 2            | 2            |                           | 4            |           |            |
| Baja California     |                  |              |              |                           |              |           |            |
| Baja California Sur | 2                | 1            | 1            |                           | 2            |           |            |
| Campeche            |                  |              |              |                           |              |           |            |
| Coahuila            | 536              | 163          | 373          |                           | 536          |           |            |
| Colima              |                  |              |              |                           |              |           |            |
| Chiapas             |                  |              |              |                           |              |           |            |
| Chihuahua           | 306              | 122          | 184          |                           | 306          |           |            |
| Ciudad de México    | 6                | 3            | 3            | 6                         |              |           |            |
| Durango             | 144              | 101          | 43           |                           | 144          |           |            |
| Guanajuato          | 74               | 26           | 48           |                           | 74           |           |            |
| Guerrero            | 971              | 447          | 524          |                           | 971          |           |            |
| Hidalgo             |                  |              |              |                           |              |           |            |
| Jalisco             | 207              | 87           | 120          |                           | 185          |           | 22         |
| México              | 72               | 34           | 38           |                           | 72           |           |            |
| Michoacán           | 59               | 31           | 28           |                           | 59           |           |            |
| Morelos             |                  |              |              |                           |              |           |            |
| Nayarit             | 1,016            | 446          | 570          |                           | 1,016        |           |            |
| Nuevo León          |                  |              |              |                           |              |           |            |
| Oaxaca              |                  |              |              |                           |              |           |            |
| Puebla              | 11               | 5            | 6            |                           |              | 11        |            |
| Querétaro           |                  |              |              |                           |              |           |            |
| Quintana Roo        |                  |              |              |                           |              |           |            |
| San Luis Potosí     |                  |              |              |                           |              |           |            |
| Sinaloa             |                  |              |              |                           |              |           |            |
| Sonora              | 722              | 283          | 439          |                           | 722          |           |            |
| Tabasco             | 203              | 100          | 103          |                           | 203          |           |            |
| Tamaulipas          | 544              | 197          | 347          |                           | 544          |           |            |
| Tlaxcala            |                  |              |              |                           |              |           |            |
| Veracruz            |                  |              |              |                           |              |           |            |
| Yucatán             | 177              | 97           | 80           |                           | 177          |           |            |
| Zacatecas           | 22               | 10           | 12           |                           | 22           |           |            |
| <b>Nacional</b>     | <b>5,076</b>     | <b>2,155</b> | <b>2,921</b> | <b>6</b>                  | <b>5,037</b> | <b>11</b> | <b>22</b>  |

**Alumnos por sexo, sostenimiento y entidad federativa**

| Entidad Federativa  | ALUMNOS POR SEXO |           |            | ALUMNOS POR SOSTENIMIENTO |            |           |            |
|---------------------|------------------|-----------|------------|---------------------------|------------|-----------|------------|
|                     | Total            | Mujeres   | Hombres    | Federal                   | Estatal    | Autónomo  | Particular |
| Aguascalientes      | 4                |           | 4          |                           | 4          |           |            |
| Baja California     |                  |           |            |                           |            |           |            |
| Baja California Sur |                  |           |            |                           |            |           |            |
| Campeche            |                  |           |            |                           |            |           |            |
| Coahuila            |                  |           |            |                           |            |           |            |
| Colima              |                  |           |            |                           |            |           |            |
| Chiapas             |                  |           |            |                           |            |           |            |
| Chihuahua           |                  |           |            |                           |            |           |            |
| Ciudad de México    | 6                | 6         |            | 6                         |            |           |            |
| Durango             |                  |           |            |                           |            |           |            |
| Guanajuato          |                  |           |            |                           |            |           |            |
| Guerrero            |                  |           |            |                           |            |           |            |
| Hidalgo             |                  |           |            |                           |            |           |            |
| Jalisco             | 103              | 45        | 58         |                           | 103        |           |            |
| México              |                  |           |            |                           |            |           |            |
| Michoacán           |                  |           |            |                           |            |           |            |
| Morelos             |                  |           |            |                           |            |           |            |
| Nayarit             |                  |           |            |                           |            |           |            |
| Nuevo León          |                  |           |            |                           |            |           |            |
| Oaxaca              |                  |           |            |                           |            |           |            |
| Puebla              | 62               | 40        | 22         |                           |            | 62        |            |
| Querétaro           |                  |           |            |                           |            |           |            |
| Quintana Roo        |                  |           |            |                           |            |           |            |
| San Luis Potosí     |                  |           |            |                           |            |           |            |
| Sinaloa             |                  |           |            |                           |            |           |            |
| Sonora              |                  |           |            |                           |            |           |            |
| Tabasco             |                  |           |            |                           |            |           |            |
| Tamaulipas          | 21               | 3         | 18         |                           | 21         |           |            |
| Tlaxcala            |                  |           |            |                           |            |           |            |
| Veracruz            |                  |           |            |                           |            |           |            |
| Yucatán             |                  |           |            |                           |            |           |            |
| Zacatecas           | 6                | 1         | 5          |                           | 6          |           |            |
| <b>Nacional</b>     | <b>202</b>       | <b>95</b> | <b>107</b> | <b>6</b>                  | <b>134</b> | <b>62</b> |            |

**Alumnos por sexo, sostenimiento y entidad federativa**

| Entidad Federativa  | ALUMNOS POR SEXO |            |            | ALUMNOS POR SOSTENIMIENTO |            |          |            |
|---------------------|------------------|------------|------------|---------------------------|------------|----------|------------|
|                     | Total            | Mujeres    | Hombres    | Federal                   | Estatal    | Autónomo | Particular |
| Aguascalientes      | 9                | 5          | 4          |                           | 9          |          |            |
| Baja California     |                  |            |            |                           |            |          |            |
| Baja California Sur |                  |            |            |                           |            |          |            |
| Campeche            |                  |            |            |                           |            |          |            |
| Coahuila            | 70               | 13         | 57         |                           | 70         |          |            |
| Colima              |                  |            |            |                           |            |          |            |
| Chiapas             |                  |            |            |                           |            |          |            |
| Chihuahua           | 57               | 17         | 40         |                           | 57         |          |            |
| Ciudad de México    | 13               | 13         |            | 13                        |            |          |            |
| Durango             | 2                |            | 2          |                           | 2          |          |            |
| Guanajuato          | 53               | 20         | 33         |                           | 53         |          |            |
| Guerrero            |                  |            |            |                           |            |          |            |
| Hidalgo             |                  |            |            |                           |            |          |            |
| Jalisco             | 65               | 27         | 38         |                           | 65         |          |            |
| México              | 33               | 22         | 11         |                           | 33         |          |            |
| Michoacán           |                  |            |            |                           |            |          |            |
| Morelos             |                  |            |            |                           |            |          |            |
| Nayarit             |                  |            |            |                           |            |          |            |
| Nuevo León          |                  |            |            |                           |            |          |            |
| Oaxaca              |                  |            |            |                           |            |          |            |
| Puebla              |                  |            |            |                           |            |          |            |
| Querétaro           |                  |            |            |                           |            |          |            |
| Quintana Roo        |                  |            |            |                           |            |          |            |
| San Luis Potosí     |                  |            |            |                           |            |          |            |
| Sinaloa             | 83               | 18         | 65         |                           | 83         |          |            |
| Sonora              | 62               | 34         | 28         |                           | 62         |          |            |
| Tabasco             |                  |            |            |                           |            |          |            |
| Tamaulipas          | 83               | 32         | 51         |                           | 83         |          |            |
| Tlaxcala            |                  |            |            |                           |            |          |            |
| Veracruz            |                  |            |            |                           |            |          |            |
| Yucatán             |                  |            |            |                           |            |          |            |
| Zacatecas           |                  |            |            |                           |            |          |            |
| <b>Nacional</b>     | <b>530</b>       | <b>201</b> | <b>329</b> | <b>13</b>                 | <b>517</b> |          |            |

**Docentes\* por sostenimiento y entidad federativa**

| Entidad Federativa  | DOCENTES POR SEXO |              |              | DOCENTES POR SOSTENIMIENTO |               |            |            |
|---------------------|-------------------|--------------|--------------|----------------------------|---------------|------------|------------|
|                     | Total             | Mujeres      | Hombres      | Federal                    | Estatal       | Autónomo   | Particular |
| Aguascalientes      | 606               | 256          | 350          |                            | 606           |            |            |
| Baja California     | 200               | 101          | 99           |                            | 189           |            | 11         |
| Baja California Sur | 106               | 58           | 48           |                            | 50            | 45         | 11         |
| Campeche            | 133               | 52           | 81           |                            | 133           |            |            |
| Coahuila            | 622               | 262          | 360          |                            | 580           |            | 42         |
| Colima              | 95                | 42           | 53           |                            | 95            |            |            |
| Chiapas             | 146               | 51           | 95           |                            | 111           |            | 35         |
| Chihuahua           | 737               | 373          | 364          |                            | 737           |            |            |
| Ciudad de México    | 322               | 159          | 163          | 79                         |               |            | 243        |
| Durango             | 205               | 96           | 109          |                            | 205           |            |            |
| Guanajuato          | 746               | 332          | 414          |                            | 731           | 1          | 14         |
| Guerrero            | 356               | 140          | 216          |                            | 320           | 13         | 23         |
| Hidalgo             | 511               | 249          | 262          |                            | 511           |            |            |
| Jalisco             | 640               | 246          | 394          |                            | 318           | 227        | 95         |
| México              | 977               | 472          | 505          |                            | 857           | 2          | 118        |
| Michoacán           | 192               | 76           | 116          |                            | 151           | 12         | 29         |
| Morelos             | 290               | 135          | 155          |                            | 280           |            | 10         |
| Nayarit             | 369               | 178          | 191          |                            | 363           | 6          |            |
| Nuevo León          | 563               | 244          | 319          |                            | 505           | 4          | 54         |
| Oaxaca              | 98                | 49           | 49           |                            | 98            |            |            |
| Puebla              | 923               | 438          | 485          |                            | 859           | 28         | 36         |
| Querétaro           | 568               | 267          | 301          |                            | 477           | 30         | 61         |
| Quintana Roo        | 303               | 149          | 154          |                            | 303           |            |            |
| San Luis Potosí     | 179               | 84           | 95           |                            | 159           | 2          | 18         |
| Sinaloa             | 149               | 67           | 82           |                            | 103           | 38         | 8          |
| Sonora              | 788               | 366          | 422          |                            | 632           | 141        | 15         |
| Tabasco             | 244               | 114          | 130          |                            | 223           | 13         | 8          |
| Tamaulipas          | 582               | 219          | 363          |                            | 535           | 47         |            |
| Tlaxcala            | 47                | 18           | 29           |                            | 47            |            |            |
| Veracruz            | 425               | 208          | 217          | 6                          | 329           | 50         | 40         |
| Yucatán             | 276               | 109          | 167          |                            | 268           |            | 8          |
| Zacatecas           | 181               | 74           | 107          |                            | 137           | 36         | 8          |
| <b>Nacional</b>     | <b>12,579</b>     | <b>5,684</b> | <b>6,895</b> | <b>85</b>                  | <b>10,912</b> | <b>695</b> | <b>887</b> |

\* Conjunto de individuos adscritos a un centro de trabajo, de acuerdo a la función que realizan en el mismo. A cada uno se le considera tantas veces como en centros de trabajo esté adscrito.

## Escuelas por sostenimiento y entidad federativa

| Entidad Federativa  | ESCUELAS   |          |            |           |            |
|---------------------|------------|----------|------------|-----------|------------|
|                     | Total      | Federal  | Estatal    | Autónomo  | Particular |
| Aguascalientes      | 7          |          | 7          |           |            |
| Baja California     | 5          |          | 2          |           | 3          |
| Baja California Sur | 5          |          | 2          | 1         | 2          |
| Campeche            | 3          |          | 3          |           |            |
| Coahuila            | 15         |          | 9          |           | 6          |
| Colima              | 1          |          | 1          |           |            |
| Chiapas             | 8          |          | 4          |           | 4          |
| Chihuahua           | 14         |          | 14         |           |            |
| Ciudad de México    | 16         | 5        |            |           | 11         |
| Durango             | 6          |          | 6          |           |            |
| Guanajuato          | 11         |          | 9          | 1         | 1          |
| Guerrero            | 9          |          | 6          | 1         | 2          |
| Hidalgo             | 12         |          | 12         |           |            |
| Jalisco             | 14         |          | 3          | 4         | 7          |
| México              | 16         |          | 7          | 1         | 8          |
| Michoacán           | 7          |          | 3          | 1         | 3          |
| Morelos             | 3          |          | 2          |           | 1          |
| Nayarit             | 6          |          | 5          | 1         |            |
| Nuevo León          | 15         |          | 6          | 2         | 7          |
| Oaxaca              | 2          |          | 2          |           |            |
| Puebla              | 17         |          | 8          | 3         | 6          |
| Querétaro           | 17         |          | 6          | 4         | 7          |
| Quintana Roo        | 4          |          | 4          |           |            |
| San Luis Potosí     | 8          |          | 3          | 2         | 3          |
| Sinaloa             | 7          |          | 3          | 2         | 2          |
| Sonora              | 12         |          | 7          | 2         | 3          |
| Tabasco             | 6          |          | 3          | 1         | 2          |
| Tamaulipas          | 8          |          | 5          | 3         |            |
| Tlaxcala            | 1          |          | 1          |           |            |
| Veracruz            | 14         | 1        | 4          | 6         | 3          |
| Yucatán             | 6          |          | 5          |           | 1          |
| Zacatecas           | 5          |          | 3          | 1         | 1          |
| <b>Nacional</b>     | <b>280</b> | <b>6</b> | <b>155</b> | <b>36</b> | <b>83</b>  |

**Instituciones por sostenimiento y entidad federativa**

| Entidad Federativa  | INSTITUCIONES |          |            |           |            |
|---------------------|---------------|----------|------------|-----------|------------|
|                     | Total         | Federal  | Estatad    | Autónomo  | Particular |
| Aguascalientes      | 10            |          | 7          |           | 3          |
| Baja California     | 5             |          | 1          |           | 4          |
| Baja California Sur | 4             |          | 2          | 1         | 1          |
| Campeche            | 4             |          | 3          |           | 1          |
| Coahuila            | 15            |          | 9          |           | 6          |
| Colima              | 2             |          | 1          |           | 1          |
| Chiapas             | 5             |          | 1          |           | 4          |
| Chihuahua           | 10            |          | 10         |           |            |
| Ciudad de México    | 15            | 5        | 0          |           | 10         |
| Durango             | 6             |          | 6          |           |            |
| Guanajuato          | 10            |          | 7          | 1         | 2          |
| Guerrero            | 10            |          | 6          | 1         | 3          |
| Hidalgo             | 9             |          | 9          |           |            |
| Jalisco             | 12            |          | 2          | 1         | 9          |
| México              | 17            |          | 7          | 1         | 9          |
| Michoacán           | 7             |          | 3          | 1         | 3          |
| Morelos             | 3             |          | 2          |           | 1          |
| Nayarit             | 8             |          | 6          | 1         | 1          |
| Nuevo León          | 15            |          | 6          | 1         | 8          |
| Oaxaca              | 2             |          | 2          |           |            |
| Puebla              | 20            |          | 8          | 1         | 11         |
| Querétaro           | 16            |          | 5          | 1         | 10         |
| Quintana Roo        | 4             |          | 4          |           |            |
| San Luis Potosí     | 8             |          | 3          | 1         | 4          |
| Sinaloa             | 7             |          | 4          | 1         | 2          |
| Sonora              | 11            |          | 7          | 1         | 3          |
| Tabasco             | 6             |          | 3          | 1         | 2          |
| Tamaulipas          | 8             |          | 5          | 1         | 2          |
| Tlaxcala            | 1             |          | 1          |           |            |
| Veracruz            | 10            | 1        | 4          | 1         | 4          |
| Yucatán             | 9             |          | 5          |           | 4          |
| Zacatecas           | 6             |          | 2          | 1         | 3          |
| <b>Nacional</b>     | <b>275</b>    | <b>6</b> | <b>141</b> | <b>17</b> | <b>111</b> |

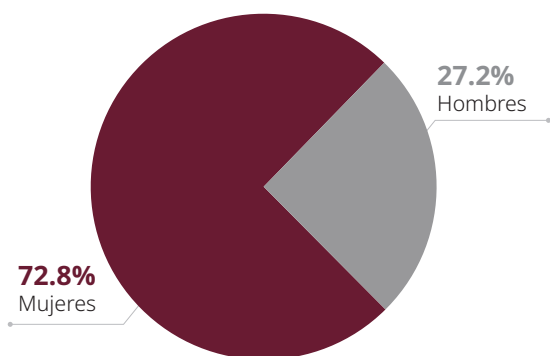
**NORMAL**



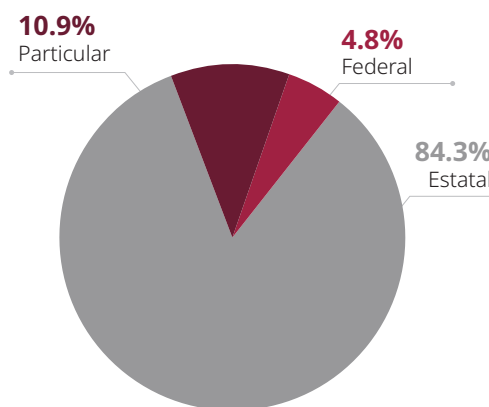
Tiene como tarea principal, contribuir a elevar la calidad y consolidar los sistemas estatales de educación normal en cada entidad federativa, así como al mejoramiento de las instituciones formadoras de maestros que lo integran, mediante el apoyo al desarrollo de los proyectos ProGEN (atiende los problemas comunes de las escuelas normales y de la gestión en el ámbito estatal) y los ProFEN (atiende al fortalecimiento institucional de cada escuela normal) en el marco del Plan Estatal de Fortalecimiento de la Educación Normal.

La matrícula para este nivel fue de 131,307 alumnos y 14,273 docentes en el ciclo escolar 2023-2024. El total de los alumnos se atendió en tres diferentes sostenimientos: el 4.8% en el federal, 84.3% en el estatal y el 10.9% en el particular.

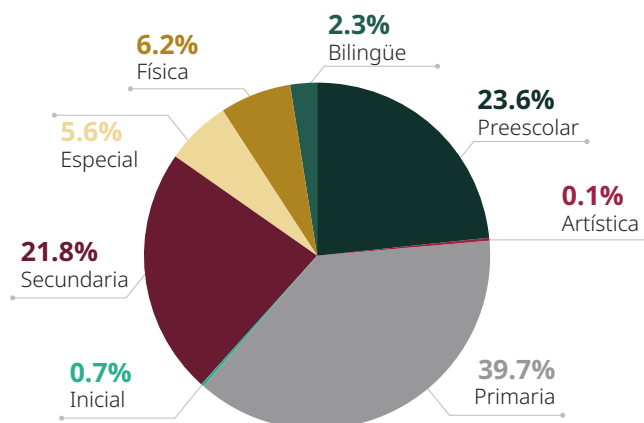
**Alumnos por sexo**



**Alumnos por sostenimiento**



**Alumnos por licenciatura**



**Alumnos por grado, docentes y escuelas por entidad federativa**

| Entidad Federativa  | ALUMNOS        |               |               |               |               |            |            |
|---------------------|----------------|---------------|---------------|---------------|---------------|------------|------------|
|                     | Total          | Primero       | Segundo       | Tercero       | Cuarto        | Quinto     | Sexto      |
| Aguascalientes      | 3,141          | 986           | 788           | 675           | 692           |            |            |
| Baja California     | 2,615          | 743           | 557           | 614           | 701           |            |            |
| Baja California Sur | 1,826          | 697           | 508           | 226           | 395           |            |            |
| Campeche            | 1,612          | 411           | 468           | 350           | 383           |            |            |
| Coahuila            | 2,911          | 728           | 571           | 815           | 797           |            |            |
| Colima              | 929            | 283           | 164           | 253           | 229           |            |            |
| Chiapas             | 3,878          | 1,076         | 1,024         | 868           | 855           | 21         | 34         |
| Chihuahua           | 3,410          | 919           | 966           | 755           | 770           |            |            |
| Ciudad de México    | 6,786          | 2,068         | 1,688         | 1,475         | 1,555         |            |            |
| Durango             | 3,495          | 946           | 696           | 1,044         | 754           | 32         | 23         |
| Guanajuato          | 5,343          | 1,493         | 1,304         | 1,199         | 1,171         | 99         | 77         |
| Guerrero            | 4,293          | 1,107         | 984           | 1,069         | 1,133         |            |            |
| Hidalgo             | 4,436          | 1,132         | 1,065         | 1,064         | 1,113         | 26         | 36         |
| Jalisco             | 6,200          | 1,750         | 1,152         | 1,865         | 1,433         |            |            |
| México              | 17,602         | 4,913         | 3,922         | 4,418         | 4,349         |            |            |
| Michoacán           | 5,191          | 1,367         | 1,241         | 1,253         | 1,271         | 40         | 19         |
| Morelos             | 1,332          | 374           | 334           | 314           | 310           |            |            |
| Nayarit             | 1,943          | 490           | 498           | 472           | 483           |            |            |
| Nuevo León          | 5,209          | 1,133         | 1,429         | 1,364         | 1,283         |            |            |
| Oaxaca              | 4,471          | 1,277         | 1,134         | 1,048         | 1,012         |            |            |
| Puebla              | 11,802         | 3,497         | 2,880         | 2,750         | 2,675         |            |            |
| Querétaro           | 2,688          | 711           | 533           | 865           | 579           |            |            |
| Quintana Roo        | 2,049          | 591           | 471           | 468           | 519           |            |            |
| San Luis Potosí     | 6,078          | 1,331         | 1,522         | 1,579         | 1,646         |            |            |
| Sinaloa             | 2,312          | 780           | 507           | 570           | 455           |            |            |
| Sonora              | 2,654          | 673           | 561           | 547           | 873           |            |            |
| Tabasco             | 2,659          | 869           | 549           | 514           | 727           |            |            |
| Tamaulipas          | 3,448          | 886           | 931           | 803           | 828           |            |            |
| Tlaxcala            | 1,640          | 516           | 459           | 367           | 298           |            |            |
| Veracruz            | 3,770          | 1,022         | 757           | 980           | 1,011         |            |            |
| Yucatán             | 3,549          | 923           | 904           | 919           | 803           |            |            |
| Zacatecas           | 2,035          | 620           | 473           | 465           | 477           |            |            |
| <b>Nacional</b>     | <b>131,307</b> | <b>36,312</b> | <b>31,040</b> | <b>31,968</b> | <b>31,580</b> | <b>218</b> | <b>189</b> |

**Alumnos por grado, docentes y escuelas por entidad federativa**

| Entidad Federativa  | NUEVO INGRESO | EGRESADOS     | TITULADOS     | DOCENTES*     | ESCUELAS   |
|---------------------|---------------|---------------|---------------|---------------|------------|
| Aguascalientes      | 986           | 556           | 534           | 292           | 5          |
| Baja California     | 706           | 760           | 677           | 388           | 14         |
| Baja California Sur | 691           | 414           | 366           | 249           | 6          |
| Campeche            | 411           | 279           | 253           | 193           | 11         |
| Coahuila            | 726           | 746           | 722           | 507           | 9          |
| Colima              | 283           | 188           | 177           | 162           | 3          |
| Chiapas             | 1,076         | 1,147         | 1,172         | 427           | 19         |
| Chihuahua           | 919           | 753           | 645           | 284           | 10         |
| Ciudad de México    | 2,055         | 1,408         | 1,255         | 882           | 15         |
| Durango             | 940           | 912           | 875           | 308           | 9          |
| Guanajuato          | 1,463         | 1,009         | 989           | 752           | 30         |
| Guerrero            | 887           | 904           | 845           | 531           | 20         |
| Hidalgo             | 1,132         | 1,145         | 1,007         | 338           | 9          |
| Jalisco             | 1,708         | 1,377         | 1,307         | 438           | 19         |
| México              | 4,913         | 3,601         | 3,473         | 2,027         | 43         |
| Michoacán           | 1,367         | 1,135         | 1,114         | 646           | 21         |
| Morelos             | 374           | 322           | 307           | 188           | 4          |
| Nayarit             | 490           | 464           | 454           | 143           | 4          |
| Nuevo León          | 1,133         | 1,041         | 896           | 541           | 8          |
| Oaxaca              | 1,277         | 1,017         | 901           | 369           | 11         |
| Puebla              | 3,497         | 2,380         | 2,286         | 1,012         | 29         |
| Querétaro           | 711           | 527           | 469           | 351           | 7          |
| Quintana Roo        | 591           | 394           | 306           | 187           | 6          |
| San Luis Potosí     | 1,331         | 1,342         | 1,240         | 440           | 10         |
| Sinaloa             | 779           | 546           | 408           | 168           | 4          |
| Sonora              | 631           | 672           | 645           | 201           | 8          |
| Tabasco             | 832           | 825           | 755           | 271           | 9          |
| Tamaulipas          | 886           | 724           | 693           | 468           | 16         |
| Tlaxcala            | 516           | 219           | 193           | 136           | 5          |
| Veracruz            | 1,022         | 896           | 838           | 754           | 15         |
| Yucatán             | 923           | 896           | 864           | 393           | 15         |
| Zacatecas           | 620           | 572           | 553           | 227           | 5          |
| <b>Nacional</b>     | <b>35,876</b> | <b>29,171</b> | <b>27,219</b> | <b>14,273</b> | <b>399</b> |

\* Conjunto de individuos adscritos a un centro de trabajo, de acuerdo a la función que realizan en el mismo. A cada uno se le considera tantas veces como en centros de trabajo esté adscrito.

**Alumnos por sexo, sostenimiento y entidad federativa**

| Entidad Federativa  | ALUMNOS POR SEXO |               |               | ALUMNOS POR SOSTENIMIENTO |                |          |               |
|---------------------|------------------|---------------|---------------|---------------------------|----------------|----------|---------------|
|                     | Total            | Mujeres       | Hombres       | Federal                   | Estatal        | Autónomo | Particular    |
| Aguascalientes      | 3,141            | 2,470         | 671           |                           | 3,141          |          |               |
| Baja California     | 2,615            | 2,100         | 515           |                           | 2,451          |          | 164           |
| Baja California Sur | 1,826            | 1,313         | 513           |                           | 1,826          |          |               |
| Campeche            | 1,612            | 1,034         | 578           |                           | 1,531          |          | 81            |
| Coahuila            | 2,911            | 2,317         | 594           |                           | 2,911          |          |               |
| Colima              | 929              | 739           | 190           |                           | 929            |          |               |
| Chiapas             | 3,878            | 2,447         | 1,431         |                           | 3,878          |          |               |
| Chihuahua           | 3,410            | 2,779         | 631           |                           | 3,329          |          | 81            |
| Ciudad de México    | 6,786            | 4,924         | 1,862         | 6,318                     |                |          | 468           |
| Durango             | 3,495            | 2,228         | 1,267         |                           | 2,743          |          | 752           |
| Guanajuato          | 5,343            | 4,077         | 1,266         |                           | 3,050          |          | 2,293         |
| Guerrero            | 4,293            | 2,509         | 1,784         |                           | 3,755          |          | 538           |
| Hidalgo             | 4,436            | 3,078         | 1,358         |                           | 4,097          |          | 339           |
| Jalisco             | 6,200            | 4,789         | 1,411         |                           | 5,440          |          | 760           |
| México              | 17,602           | 12,417        | 5,185         |                           | 16,646         |          | 956           |
| Michoacán           | 5,191            | 3,212         | 1,979         |                           | 4,361          |          | 830           |
| Morelos             | 1,332            | 1,011         | 321           |                           | 753            |          | 579           |
| Nayarit             | 1,943            | 1,325         | 618           |                           | 1,859          |          | 84            |
| Nuevo León          | 5,209            | 3,915         | 1,294         |                           | 5,128          |          | 81            |
| Oaxaca              | 4,471            | 3,149         | 1,322         |                           | 4,471          |          |               |
| Puebla              | 11,802           | 8,892         | 2,910         |                           | 9,688          |          | 2,114         |
| Querétaro           | 2,688            | 2,059         | 629           |                           | 2,577          |          | 111           |
| Quintana Roo        | 2,049            | 1,392         | 657           |                           | 1,983          |          | 66            |
| San Luis Potosí     | 6,078            | 4,533         | 1,545         |                           | 5,002          |          | 1,076         |
| Sinaloa             | 2,312            | 2,087         | 225           |                           | 2,253          |          | 59            |
| Sonora              | 2,654            | 1,981         | 673           |                           | 2,654          |          |               |
| Tabasco             | 2,659            | 1,872         | 787           |                           | 2,346          |          | 313           |
| Tamaulipas          | 3,448            | 2,864         | 584           |                           | 2,724          |          | 724           |
| Tlaxcala            | 1,640            | 1,324         | 316           |                           | 1,640          |          |               |
| Veracruz            | 3,770            | 2,825         | 945           |                           | 2,748          |          | 1,022         |
| Yucatán             | 3,549            | 2,649         | 900           |                           | 2,768          |          | 781           |
| Zacatecas           | 2,035            | 1,337         | 698           |                           | 2,035          |          |               |
| <b>Nacional</b>     | <b>131,307</b>   | <b>95,648</b> | <b>35,659</b> | <b>6,318</b>              | <b>110,717</b> |          | <b>14,272</b> |

**Alumnos por sexo, sostenimiento y entidad federativa**

| Entidad Federativa  | ALUMNOS POR SEXO |               |              | ALUMNOS POR SOSTENIMIENTO |               |          |              |
|---------------------|------------------|---------------|--------------|---------------------------|---------------|----------|--------------|
|                     | Total            | Mujeres       | Hombres      | Federal                   | Estatal       | Autónomo | Particular   |
| Aguascalientes      | 986              | 773           | 213          |                           | 986           |          |              |
| Baja California     | 743              | 608           | 135          |                           | 686           |          | 57           |
| Baja California Sur | 697              | 508           | 189          |                           | 697           |          |              |
| Campeche            | 411              | 251           | 160          |                           | 389           |          | 22           |
| Coahuila            | 728              | 562           | 166          |                           | 728           |          |              |
| Colima              | 283              | 216           | 67           |                           | 283           |          |              |
| Chiapas             | 1,076            | 662           | 414          |                           | 1,076         |          |              |
| Chihuahua           | 919              | 760           | 159          |                           | 903           |          | 16           |
| Ciudad de México    | 2,068            | 1,512         | 556          | 1,917                     |               |          | 151          |
| Durango             | 946              | 567           | 379          |                           | 763           |          | 183          |
| Guanajuato          | 1,493            | 1,138         | 355          |                           | 884           |          | 609          |
| Guerrero            | 1,107            | 640           | 467          |                           | 951           |          | 156          |
| Hidalgo             | 1,132            | 794           | 338          |                           | 1,024         |          | 108          |
| Jalisco             | 1,750            | 1,374         | 376          |                           | 1,513         |          | 237          |
| México              | 4,913            | 3,364         | 1,549        |                           | 4,603         |          | 310          |
| Michoacán           | 1,367            | 874           | 493          |                           | 1,154         |          | 213          |
| Morelos             | 374              | 298           | 76           |                           | 224           |          | 150          |
| Nayarit             | 490              | 348           | 142          |                           | 475           |          | 15           |
| Nuevo León          | 1,133            | 882           | 251          |                           | 1,112         |          | 21           |
| Oaxaca              | 1,277            | 896           | 381          |                           | 1,277         |          |              |
| Puebla              | 3,497            | 2,604         | 893          |                           | 2,819         |          | 678          |
| Querétaro           | 711              | 555           | 156          |                           | 685           |          | 26           |
| Quintana Roo        | 591              | 403           | 188          |                           | 576           |          | 15           |
| San Luis Potosí     | 1,331            | 991           | 340          |                           | 1,023         |          | 308          |
| Sinaloa             | 780              | 704           | 76           |                           | 771           |          | 9            |
| Sonora              | 673              | 506           | 167          |                           | 673           |          |              |
| Tabasco             | 869              | 606           | 263          |                           | 758           |          | 111          |
| Tamaulipas          | 886              | 751           | 135          |                           | 734           |          | 152          |
| Tlaxcala            | 516              | 413           | 103          |                           | 516           |          |              |
| Veracruz            | 1,022            | 772           | 250          |                           | 749           |          | 273          |
| Yucatán             | 923              | 697           | 226          |                           | 725           |          | 198          |
| Zacatecas           | 620              | 421           | 199          |                           | 620           |          |              |
| <b>Nacional</b>     | <b>36,312</b>    | <b>26,450</b> | <b>9,862</b> | <b>1,917</b>              | <b>30,377</b> |          | <b>4,018</b> |

**Alumnos por sexo, sostenimiento y entidad federativa**

| Entidad Federativa  | ALUMNOS POR SEXO |               |              | ALUMNOS POR SOSTENIMIENTO |               |          |              |
|---------------------|------------------|---------------|--------------|---------------------------|---------------|----------|--------------|
|                     | Total            | Mujeres       | Hombres      | Federal                   | Estatat       | Autónomo | Particular   |
| Aguascalientes      | 788              | 591           | 197          |                           | 788           |          |              |
| Baja California     | 557              | 452           | 105          |                           | 518           |          | 39           |
| Baja California Sur | 508              | 345           | 163          |                           | 508           |          |              |
| Campeche            | 468              | 307           | 161          |                           | 439           |          | 29           |
| Coahuila            | 571              | 437           | 134          |                           | 571           |          |              |
| Colima              | 164              | 136           | 28           |                           | 164           |          |              |
| Chiapas             | 1,024            | 654           | 370          |                           | 1,024         |          |              |
| Chihuahua           | 966              | 765           | 201          |                           | 954           |          | 12           |
| Ciudad de México    | 1,688            | 1,193         | 495          | 1,569                     |               |          | 119          |
| Durango             | 696              | 446           | 250          |                           | 528           |          | 168          |
| Guanajuato          | 1,304            | 1,044         | 260          |                           | 715           |          | 589          |
| Guerrero            | 984              | 588           | 396          |                           | 871           |          | 113          |
| Hidalgo             | 1,065            | 727           | 338          |                           | 956           |          | 109          |
| Jalisco             | 1,152            | 843           | 309          |                           | 981           |          | 171          |
| México              | 3,922            | 2,735         | 1,187        |                           | 3,673         |          | 249          |
| Michoacán           | 1,241            | 763           | 478          |                           | 1,031         |          | 210          |
| Morelos             | 334              | 247           | 87           |                           | 192           |          | 142          |
| Nayarit             | 498              | 319           | 179          |                           | 480           |          | 18           |
| Nuevo León          | 1,429            | 1,059         | 370          |                           | 1,405         |          | 24           |
| Oaxaca              | 1,134            | 792           | 342          |                           | 1,134         |          |              |
| Puebla              | 2,880            | 2,177         | 703          |                           | 2,403         |          | 477          |
| Querétaro           | 533              | 425           | 108          |                           | 512           |          | 21           |
| Quintana Roo        | 471              | 323           | 148          |                           | 460           |          | 11           |
| San Luis Potosí     | 1,522            | 1,122         | 400          |                           | 1,259         |          | 263          |
| Sinaloa             | 507              | 462           | 45           |                           | 489           |          | 18           |
| Sonora              | 561              | 412           | 149          |                           | 561           |          |              |
| Tabasco             | 549              | 374           | 175          |                           | 489           |          | 60           |
| Tamaulipas          | 931              | 762           | 169          |                           | 733           |          | 198          |
| Tlaxcala            | 459              | 373           | 86           |                           | 459           |          |              |
| Veracruz            | 757              | 595           | 162          |                           | 484           |          | 273          |
| Yucatán             | 904              | 658           | 246          |                           | 720           |          | 184          |
| Zacatecas           | 473              | 315           | 158          |                           | 473           |          |              |
| <b>Nacional</b>     | <b>31,040</b>    | <b>22,441</b> | <b>8,599</b> | <b>1,569</b>              | <b>25,974</b> |          | <b>3,497</b> |

**Alumnos por sexo, sostenimiento y entidad federativa**

| Entidad Federativa  | ALUMNOS POR SEXO |               |              | ALUMNOS POR SOSTENIMIENTO |               |          |              |
|---------------------|------------------|---------------|--------------|---------------------------|---------------|----------|--------------|
|                     | Total            | Mujeres       | Hombres      | Federal                   | Estatal       | Autónomo | Particular   |
| Aguascalientes      | 675              | 539           | 136          |                           | 675           |          |              |
| Baja California     | 614              | 487           | 127          |                           | 580           |          | 34           |
| Baja California Sur | 226              | 156           | 70           |                           | 226           |          |              |
| Campeche            | 350              | 225           | 125          |                           | 340           |          | 10           |
| Coahuila            | 815              | 673           | 142          |                           | 815           |          |              |
| Colima              | 253              | 206           | 47           |                           | 253           |          |              |
| Chiapas             | 868              | 535           | 333          |                           | 868           |          |              |
| Chihuahua           | 755              | 629           | 126          |                           | 725           |          | 30           |
| Ciudad de México    | 1,475            | 1,036         | 439          | 1,371                     |               |          | 104          |
| Durango             | 1,044            | 666           | 378          |                           | 855           |          | 189          |
| Guanajuato          | 1,199            | 910           | 289          |                           | 688           |          | 511          |
| Guerrero            | 1,069            | 603           | 466          |                           | 934           |          | 135          |
| Hidalgo             | 1,064            | 724           | 340          |                           | 986           |          | 78           |
| Jalisco             | 1,865            | 1,464         | 401          |                           | 1,700         |          | 165          |
| México              | 4,418            | 3,165         | 1,253        |                           | 4,217         |          | 201          |
| Michoacán           | 1,253            | 753           | 500          |                           | 1,037         |          | 216          |
| Morelos             | 314              | 227           | 87           |                           | 176           |          | 138          |
| Nayarit             | 472              | 319           | 153          |                           | 444           |          | 28           |
| Nuevo León          | 1,364            | 1,006         | 358          |                           | 1,348         |          | 16           |
| Oaxaca              | 1,048            | 744           | 304          |                           | 1,048         |          |              |
| Puebla              | 2,750            | 2,075         | 675          |                           | 2,310         |          | 440          |
| Querétaro           | 865              | 642           | 223          |                           | 840           |          | 25           |
| Quintana Roo        | 468              | 317           | 151          |                           | 442           |          | 26           |
| San Luis Potosí     | 1,579            | 1,166         | 413          |                           | 1,325         |          | 254          |
| Sinaloa             | 570              | 500           | 70           |                           | 552           |          | 18           |
| Sonora              | 547              | 409           | 138          |                           | 547           |          |              |
| Tabasco             | 514              | 377           | 137          |                           | 456           |          | 58           |
| Tamaulipas          | 803              | 654           | 149          |                           | 636           |          | 167          |
| Tlaxcala            | 367              | 295           | 72           |                           | 367           |          |              |
| Veracruz            | 980              | 702           | 278          |                           | 752           |          | 228          |
| Yucatán             | 919              | 690           | 229          |                           | 704           |          | 215          |
| Zacatecas           | 465              | 286           | 179          |                           | 465           |          |              |
| <b>Nacional</b>     | <b>31,968</b>    | <b>23,180</b> | <b>8,788</b> | <b>1,371</b>              | <b>27,311</b> |          | <b>3,286</b> |

**Alumnos por sexo, sostenimiento y entidad federativa**

| Entidad Federativa  | ALUMNOS POR SEXO |               |              | ALUMNOS POR SOSTENIMIENTO |               |          |              |
|---------------------|------------------|---------------|--------------|---------------------------|---------------|----------|--------------|
|                     | Total            | Mujeres       | Hombres      | Federal                   | Estatal       | Autónomo | Particular   |
| Aguascalientes      | 692              | 567           | 125          |                           | 692           |          |              |
| Baja California     | 701              | 553           | 148          |                           | 667           |          | 34           |
| Baja California Sur | 395              | 304           | 91           |                           | 395           |          |              |
| Campeche            | 383              | 251           | 132          |                           | 363           |          | 20           |
| Coahuila            | 797              | 645           | 152          |                           | 797           |          |              |
| Colima              | 229              | 181           | 48           |                           | 229           |          |              |
| Chiapas             | 855              | 559           | 296          |                           | 855           |          |              |
| Chihuahua           | 770              | 625           | 145          |                           | 747           |          | 23           |
| Ciudad de México    | 1,555            | 1,183         | 372          | 1,461                     |               |          | 94           |
| Durango             | 754              | 521           | 233          |                           | 597           |          | 157          |
| Guanajuato          | 1,171            | 926           | 245          |                           | 607           |          | 564          |
| Guerrero            | 1,133            | 678           | 455          |                           | 999           |          | 134          |
| Hidalgo             | 1,113            | 797           | 316          |                           | 1,069         |          | 44           |
| Jalisco             | 1,433            | 1,108         | 325          |                           | 1,246         |          | 187          |
| México              | 4,349            | 3,153         | 1,196        |                           | 4,153         |          | 196          |
| Michoacán           | 1,271            | 785           | 486          |                           | 1,080         |          | 191          |
| Morelos             | 310              | 239           | 71           |                           | 161           |          | 149          |
| Nayarit             | 483              | 339           | 144          |                           | 460           |          | 23           |
| Nuevo León          | 1,283            | 968           | 315          |                           | 1,263         |          | 20           |
| Oaxaca              | 1,012            | 717           | 295          |                           | 1,012         |          |              |
| Puebla              | 2,675            | 2,036         | 639          |                           | 2,156         |          | 519          |
| Querétaro           | 579              | 437           | 142          |                           | 540           |          | 39           |
| Quintana Roo        | 519              | 349           | 170          |                           | 505           |          | 14           |
| San Luis Potosí     | 1,646            | 1,254         | 392          |                           | 1,395         |          | 251          |
| Sinaloa             | 455              | 421           | 34           |                           | 441           |          | 14           |
| Sonora              | 873              | 654           | 219          |                           | 873           |          |              |
| Tabasco             | 727              | 515           | 212          |                           | 643           |          | 84           |
| Tamaulipas          | 828              | 697           | 131          |                           | 621           |          | 207          |
| Tlaxcala            | 298              | 243           | 55           |                           | 298           |          |              |
| Veracruz            | 1,011            | 756           | 255          |                           | 763           |          | 248          |
| Yucatán             | 803              | 604           | 199          |                           | 619           |          | 184          |
| Zacatecas           | 477              | 315           | 162          |                           | 477           |          |              |
| <b>Nacional</b>     | <b>31,580</b>    | <b>23,380</b> | <b>8,200</b> | <b>1,461</b>              | <b>26,723</b> |          | <b>3,396</b> |

**Alumnos por sexo, sostenimiento y entidad federativa**

| Entidad Federativa  | ALUMNOS POR SEXO |            |            | ALUMNOS POR SOSTENIMIENTO |            |          |            |
|---------------------|------------------|------------|------------|---------------------------|------------|----------|------------|
|                     | Total            | Mujeres    | Hombres    | Federal                   | Estatal    | Autónomo | Particular |
| Aguascalientes      |                  |            |            |                           |            |          |            |
| Baja California     |                  |            |            |                           |            |          |            |
| Baja California Sur |                  |            |            |                           |            |          |            |
| Campeche            |                  |            |            |                           |            |          |            |
| Coahuila            |                  |            |            |                           |            |          |            |
| Colima              |                  |            |            |                           |            |          |            |
| Chiapas             | 21               | 16         | 5          |                           | 21         |          |            |
| Chihuahua           |                  |            |            |                           |            |          |            |
| Ciudad de México    |                  |            |            |                           |            |          |            |
| Durango             | 32               | 18         | 14         |                           |            |          | 32         |
| Guanajuato          | 99               | 35         | 64         |                           | 83         |          | 16         |
| Guerrero            |                  |            |            |                           |            |          |            |
| Hidalgo             | 26               | 14         | 12         |                           | 26         |          |            |
| Jalisco             |                  |            |            |                           |            |          |            |
| México              |                  |            |            |                           |            |          |            |
| Michoacán           | 40               | 25         | 15         |                           | 40         |          |            |
| Morelos             |                  |            |            |                           |            |          |            |
| Nayarit             |                  |            |            |                           |            |          |            |
| Nuevo León          |                  |            |            |                           |            |          |            |
| Oaxaca              |                  |            |            |                           |            |          |            |
| Puebla              |                  |            |            |                           |            |          |            |
| Querétaro           |                  |            |            |                           |            |          |            |
| Quintana Roo        |                  |            |            |                           |            |          |            |
| San Luis Potosí     |                  |            |            |                           |            |          |            |
| Sinaloa             |                  |            |            |                           |            |          |            |
| Sonora              |                  |            |            |                           |            |          |            |
| Tabasco             |                  |            |            |                           |            |          |            |
| Tamaulipas          |                  |            |            |                           |            |          |            |
| Tlaxcala            |                  |            |            |                           |            |          |            |
| Veracruz            |                  |            |            |                           |            |          |            |
| Yucatán             |                  |            |            |                           |            |          |            |
| Zacatecas           |                  |            |            |                           |            |          |            |
| <b>Nacional</b>     | <b>218</b>       | <b>108</b> | <b>110</b> |                           | <b>170</b> |          | <b>48</b>  |

**Alumnos por sexo, sostenimiento y entidad federativa**

| Entidad Federativa  | ALUMNOS POR SEXO |           |            | ALUMNOS POR SOSTENIMIENTO |            |          |            |
|---------------------|------------------|-----------|------------|---------------------------|------------|----------|------------|
|                     | Total            | Mujeres   | Hombres    | Federal                   | Estatal    | Autónomo | Particular |
| Aguascalientes      |                  |           |            |                           |            |          |            |
| Baja California     |                  |           |            |                           |            |          |            |
| Baja California Sur |                  |           |            |                           |            |          |            |
| Campeche            |                  |           |            |                           |            |          |            |
| Coahuila            |                  |           |            |                           |            |          |            |
| Colima              |                  |           |            |                           |            |          |            |
| Chiapas             | 34               | 21        | 13         |                           | 34         |          |            |
| Chihuahua           |                  |           |            |                           |            |          |            |
| Ciudad de México    |                  |           |            |                           |            |          |            |
| Durango             | 23               | 10        | 13         |                           |            |          | 23         |
| Guanajuato          | 77               | 24        | 53         |                           | 73         |          | 4          |
| Guerrero            |                  |           |            |                           |            |          |            |
| Hidalgo             | 36               | 22        | 14         |                           | 36         |          |            |
| Jalisco             |                  |           |            |                           |            |          |            |
| México              |                  |           |            |                           |            |          |            |
| Michoacán           | 19               | 12        | 7          |                           | 19         |          |            |
| Morelos             |                  |           |            |                           |            |          |            |
| Nayarit             |                  |           |            |                           |            |          |            |
| Nuevo León          |                  |           |            |                           |            |          |            |
| Oaxaca              |                  |           |            |                           |            |          |            |
| Puebla              |                  |           |            |                           |            |          |            |
| Querétaro           |                  |           |            |                           |            |          |            |
| Quintana Roo        |                  |           |            |                           |            |          |            |
| San Luis Potosí     |                  |           |            |                           |            |          |            |
| Sinaloa             |                  |           |            |                           |            |          |            |
| Sonora              |                  |           |            |                           |            |          |            |
| Tabasco             |                  |           |            |                           |            |          |            |
| Tamaulipas          |                  |           |            |                           |            |          |            |
| Tlaxcala            |                  |           |            |                           |            |          |            |
| Veracruz            |                  |           |            |                           |            |          |            |
| Yucatán             |                  |           |            |                           |            |          |            |
| Zacatecas           |                  |           |            |                           |            |          |            |
| <b>Nacional</b>     | <b>189</b>       | <b>89</b> | <b>100</b> |                           | <b>162</b> |          | <b>27</b>  |

**Docentes\* por sexo, sostenimiento y entidad federativa**

| Entidad Federativa  | DOCENTES POR SEXO |              |              | DOCENTES POR SOSTENIMIENTO |               |          |              |
|---------------------|-------------------|--------------|--------------|----------------------------|---------------|----------|--------------|
|                     | Total             | Mujeres      | Hombres      | Federal                    | Estatal       | Autónomo | Particular   |
| Aguascalientes      | 292               | 130          | 162          |                            | 292           |          |              |
| Baja California     | 388               | 243          | 145          |                            | 354           |          | 34           |
| Baja California Sur | 249               | 150          | 99           |                            | 249           |          |              |
| Campeche            | 193               | 89           | 104          |                            | 173           |          | 20           |
| Coahuila            | 507               | 277          | 230          |                            | 507           |          |              |
| Colima              | 162               | 99           | 63           |                            | 162           |          |              |
| Chiapas             | 427               | 196          | 231          |                            | 427           |          |              |
| Chihuahua           | 284               | 169          | 115          |                            | 276           |          | 8            |
| Ciudad de México    | 882               | 503          | 379          | 721                        |               |          | 161          |
| Durango             | 308               | 155          | 153          |                            | 225           |          | 83           |
| Guanajuato          | 752               | 441          | 311          |                            | 355           |          | 397          |
| Guerrero            | 531               | 252          | 279          |                            | 401           |          | 130          |
| Hidalgo             | 338               | 177          | 161          |                            | 278           |          | 60           |
| Jalisco             | 438               | 246          | 192          |                            | 352           |          | 86           |
| México              | 2,027             | 1,124        | 903          |                            | 1,946         |          | 81           |
| Michoacán           | 646               | 317          | 329          |                            | 504           |          | 142          |
| Morelos             | 188               | 90           | 98           |                            | 101           |          | 87           |
| Nayarit             | 143               | 88           | 55           |                            | 132           |          | 11           |
| Nuevo León          | 541               | 286          | 255          |                            | 508           |          | 33           |
| Oaxaca              | 369               | 174          | 195          |                            | 369           |          |              |
| Puebla              | 1,012             | 584          | 428          |                            | 682           |          | 330          |
| Querétaro           | 351               | 222          | 129          |                            | 300           |          | 51           |
| Quintana Roo        | 187               | 111          | 76           |                            | 146           |          | 41           |
| San Luis Potosí     | 440               | 252          | 188          |                            | 347           |          | 93           |
| Sinaloa             | 168               | 91           | 77           |                            | 144           |          | 24           |
| Sonora              | 201               | 118          | 83           |                            | 201           |          |              |
| Tabasco             | 271               | 140          | 131          |                            | 237           |          | 34           |
| Tamaulipas          | 468               | 295          | 173          |                            | 345           |          | 123          |
| Tlaxcala            | 136               | 81           | 55           |                            | 136           |          |              |
| Veracruz            | 754               | 472          | 282          |                            | 534           |          | 220          |
| Yucatán             | 393               | 209          | 184          |                            | 252           |          | 141          |
| Zacatecas           | 227               | 100          | 127          |                            | 227           |          |              |
| <b>Nacional</b>     | <b>14,273</b>     | <b>7,881</b> | <b>6,392</b> | <b>721</b>                 | <b>11,162</b> |          | <b>2,390</b> |

\* Conjunto de individuos adscritos a un centro de trabajo, de acuerdo a la función que realizan en el mismo. A cada uno se le considera tantas veces como en centros de trabajo esté adscrito.

## Escuelas por sostenimiento y entidad federativa

| Entidad Federativa  | ESCUELAS   |          |            |          |            |
|---------------------|------------|----------|------------|----------|------------|
|                     | Total      | Federal  | Estatal    | Autónomo | Particular |
| Aguascalientes      | 5          |          | 5          |          |            |
| Baja California     | 14         |          | 12         |          | 2          |
| Baja California Sur | 6          |          | 6          |          |            |
| Campeche            | 11         |          | 9          |          | 2          |
| Coahuila            | 9          |          | 9          |          |            |
| Colima              | 3          |          | 3          |          |            |
| Chiapas             | 19         |          | 19         |          |            |
| Chihuahua           | 10         |          | 9          |          | 1          |
| Ciudad de México    | 15         | 5        |            |          | 10         |
| Durango             | 9          |          | 5          |          | 4          |
| Guanajuato          | 30         |          | 5          |          | 25         |
| Guerrero            | 20         |          | 12         |          | 8          |
| Hidalgo             | 9          |          | 6          |          | 3          |
| Jalisco             | 19         |          | 11         |          | 8          |
| México              | 43         |          | 40         |          | 3          |
| Michoacán           | 21         |          | 10         |          | 11         |
| Morelos             | 4          |          | 2          |          | 2          |
| Nayarit             | 4          |          | 3          |          | 1          |
| Nuevo León          | 8          |          | 6          |          | 2          |
| Oaxaca              | 11         |          | 11         |          |            |
| Puebla              | 29         |          | 11         |          | 18         |
| Querétaro           | 7          |          | 4          |          | 3          |
| Quintana Roo        | 6          |          | 4          |          | 2          |
| San Luis Potosí     | 10         |          | 5          |          | 5          |
| Sinaloa             | 4          |          | 3          |          | 1          |
| Sonora              | 8          |          | 8          |          |            |
| Tabasco             | 9          |          | 7          |          | 2          |
| Tamaulipas          | 16         |          | 6          |          | 10         |
| Tlaxcala            | 5          |          | 5          |          |            |
| Veracruz            | 15         |          | 5          |          | 10         |
| Yucatán             | 15         |          | 6          |          | 9          |
| Zacatecas           | 5          |          | 5          |          |            |
| <b>Nacional</b>     | <b>399</b> | <b>5</b> | <b>252</b> |          | <b>142</b> |

## Alumnos y escuelas por entidad federativa

| Entidad Federativa  | ALUMNOS    |            |            |            |            |        |       |
|---------------------|------------|------------|------------|------------|------------|--------|-------|
|                     | Total      | Primero    | Segundo    | Tercero    | Cuarto     | Quinto | Sexto |
| Aguascalientes      | 80         | 26         | 10         | 22         | 22         |        |       |
| Baja California     | 8          | 8          |            |            |            |        |       |
| Baja California Sur | 25         | 25         |            |            |            |        |       |
| Campeche            |            |            |            |            |            |        |       |
| Coahuila            |            |            |            |            |            |        |       |
| Colima              |            |            |            |            |            |        |       |
| Chiapas             |            |            |            |            |            |        |       |
| Chihuahua           | 148        | 67         | 18         | 29         | 34         |        |       |
| Ciudad de México    |            |            |            |            |            |        |       |
| Durango             | 72         | 18         | 25         | 10         | 19         |        |       |
| Guanajuato          |            |            |            |            |            |        |       |
| Guerrero            | 60         | 60         |            |            |            |        |       |
| Hidalgo             |            |            |            |            |            |        |       |
| Jalisco             |            |            |            |            |            |        |       |
| México              |            |            |            |            |            |        |       |
| Michoacán           |            |            |            |            |            |        |       |
| Morelos             |            |            |            |            |            |        |       |
| Nayarit             |            |            |            |            |            |        |       |
| Nuevo León          | 18         | 11         | 7          |            |            |        |       |
| Oaxaca              |            |            |            |            |            |        |       |
| Puebla              | 217        | 82         | 47         | 45         | 43         |        |       |
| Querétaro           | 38         |            | 38         |            |            |        |       |
| Quintana Roo        |            |            |            |            |            |        |       |
| San Luis Potosí     |            |            |            |            |            |        |       |
| Sinaloa             |            |            |            |            |            |        |       |
| Sonora              |            |            |            |            |            |        |       |
| Tabasco             |            |            |            |            |            |        |       |
| Tamaulipas          |            |            |            |            |            |        |       |
| Tlaxcala            | 67         | 38         | 29         |            |            |        |       |
| Veracruz            |            |            |            |            |            |        |       |
| Yucatán             | 129        | 34         | 28         | 36         | 31         |        |       |
| Zacatecas           |            |            |            |            |            |        |       |
| <b>Nacional</b>     | <b>862</b> | <b>369</b> | <b>202</b> | <b>142</b> | <b>149</b> |        |       |

**Alumnos y escuelas por entidad federativa**

| Entidad Federativa  | NUEVO INGRESO | EGRESADOS  | TITULADOS  | ESCUELAS  |
|---------------------|---------------|------------|------------|-----------|
| Aguascalientes      | 26            |            |            | 3         |
| Baja California     | 8             |            |            | 1         |
| Baja California Sur | 25            |            |            | 1         |
| Campeche            |               |            |            |           |
| Coahuila            |               |            |            |           |
| Colima              |               |            |            |           |
| Chiapas             |               |            |            |           |
| Chihuahua           | 67            | 25         | 25         | 2         |
| Ciudad de México    |               |            |            |           |
| Durango             | 18            | 12         | 11         | 2         |
| Guanajuato          |               |            |            |           |
| Guerrero            | 40            |            |            | 2         |
| Hidalgo             |               |            |            |           |
| Jalisco             |               |            |            |           |
| México              |               |            |            |           |
| Michoacán           |               |            |            |           |
| Morelos             |               |            |            |           |
| Nayarit             |               |            |            |           |
| Nuevo León          | 11            |            |            | 1         |
| Oaxaca              |               |            |            |           |
| Puebla              | 82            | 41         | 41         | 4         |
| Querétaro           |               | 17         | 17         | 2         |
| Quintana Roo        |               |            |            |           |
| San Luis Potosí     |               |            |            |           |
| Sinaloa             |               |            |            |           |
| Sonora              |               |            |            |           |
| Tabasco             |               |            |            |           |
| Tamaulipas          |               |            |            |           |
| Tlaxcala            | 38            |            |            | 1         |
| Veracruz            |               |            |            |           |
| Yucatán             | 34            | 38         | 29         | 2         |
| Zacatecas           |               |            |            |           |
| <b>Nacional</b>     | <b>349</b>    | <b>133</b> | <b>123</b> | <b>21</b> |

**Alumnos y escuelas por entidad federativa**

| Entidad Federativa  | ALUMNOS       |              |              |              |              |        |       |
|---------------------|---------------|--------------|--------------|--------------|--------------|--------|-------|
|                     | Total         | Primero      | Segundo      | Tercero      | Cuarto       | Quinto | Sexto |
| Aguascalientes      | 520           | 175          | 90           | 120          | 135          |        |       |
| Baja California     | 792           | 236          | 176          | 175          | 205          |        |       |
| Baja California Sur | 395           | 191          | 79           | 34           | 91           |        |       |
| Campeche            | 339           | 88           | 103          | 73           | 75           |        |       |
| Coahuila            | 830           | 183          | 137          | 268          | 242          |        |       |
| Colima              | 272           | 84           | 41           | 83           | 64           |        |       |
| Chiapas             | 968           | 220          | 276          | 219          | 253          |        |       |
| Chihuahua           | 686           | 187          | 167          | 167          | 165          |        |       |
| Ciudad de México    | 1207          | 371          | 298          | 259          | 279          |        |       |
| Durango             | 614           | 174          | 92           | 209          | 139          |        |       |
| Guanajuato          | 1155          | 310          | 337          | 231          | 277          |        |       |
| Guerrero            | 1067          | 242          | 261          | 251          | 313          |        |       |
| Hidalgo             | 1014          | 259          | 230          | 222          | 303          |        |       |
| Jalisco             | 1143          | 367          | 247          | 267          | 262          |        |       |
| México              | 4120          | 1214         | 957          | 1003         | 946          |        |       |
| Michoacán           | 1530          | 417          | 370          | 375          | 368          |        |       |
| Morelos             | 110           | 31           | 26           | 27           | 26           |        |       |
| Nayarit             | 410           | 129          | 106          | 89           | 86           |        |       |
| Nuevo León          | 975           | 224          | 328          | 239          | 184          |        |       |
| Oaxaca              | 1503          | 408          | 382          | 368          | 345          |        |       |
| Puebla              | 2465          | 731          | 639          | 550          | 545          |        |       |
| Querétaro           | 443           | 139          | 109          | 114          | 81           |        |       |
| Quintana Roo        | 427           | 120          | 102          | 101          | 104          |        |       |
| San Luis Potosí     | 1856          | 489          | 441          | 466          | 460          |        |       |
| Sinaloa             | 961           | 294          | 257          | 205          | 205          |        |       |
| Sonora              | 450           | 127          | 103          | 89           | 131          |        |       |
| Tabasco             | 619           | 211          | 122          | 147          | 139          |        |       |
| Tamaulipas          | 1204          | 311          | 337          | 272          | 284          |        |       |
| Tlaxcala            | 423           | 117          | 122          | 111          | 73           |        |       |
| Veracruz            | 1249          | 362          | 303          | 261          | 323          |        |       |
| Yucatán             | 914           | 239          | 222          | 235          | 218          |        |       |
| Zacatecas           | 341           | 120          | 79           | 68           | 74           |        |       |
| <b>Nacional</b>     | <b>31,002</b> | <b>8,770</b> | <b>7,539</b> | <b>7,298</b> | <b>7,395</b> |        |       |

**Alumnos y escuelas por entidad federativa**

| Entidad Federativa  | NUEVO INGRESO | EGRESADOS    | TITULADOS    | ESCUELAS   |
|---------------------|---------------|--------------|--------------|------------|
| Aguascalientes      | 175           | 121          | 113          | 4          |
| Baja California     | 199           | 130          | 122          | 8          |
| Baja California Sur | 191           | 80           | 61           | 8          |
| Campeche            | 88            | 60           | 38           | 6          |
| Coahuila            | 183           | 228          | 227          | 6          |
| Colima              | 84            | 52           | 51           | 4          |
| Chiapas             | 220           | 291          | 289          | 8          |
| Chihuahua           | 187           | 173          | 169          | 6          |
| Ciudad de México    | 365           | 238          | 186          | 9          |
| Durango             | 174           | 223          | 215          | 6          |
| Guanajuato          | 297           | 257          | 253          | 22         |
| Guerrero            | 172           | 271          | 270          | 14         |
| Hidalgo             | 259           | 288          | 250          | 12         |
| Jalisco             | 326           | 238          | 230          | 18         |
| México              | 1214          | 733          | 712          | 40         |
| Michoacán           | 417           | 362          | 352          | 9          |
| Morelos             | 31            | 30           | 20           | 1          |
| Nayarit             | 129           | 86           | 78           | 4          |
| Nuevo León          | 224           | 180          | 167          | 10         |
| Oaxaca              | 408           | 372          | 354          | 8          |
| Puebla              | 731           | 511          | 489          | 35         |
| Querétaro           | 139           | 75           | 72           | 9          |
| Quintana Roo        | 120           | 119          | 93           | 6          |
| San Luis Potosí     | 489           | 289          | 256          | 10         |
| Sinaloa             | 294           | 210          | 122          | 2          |
| Sonora              | 127           | 110          | 111          | 4          |
| Tabasco             | 211           | 176          | 176          | 2          |
| Tamaulipas          | 311           | 247          | 228          | 9          |
| Tlaxcala            | 117           | 59           | 59           | 1          |
| Veracruz            | 362           | 290          | 267          | 17         |
| Yucatán             | 239           | 224          | 222          | 9          |
| Zacatecas           | 120           | 89           | 83           | 3          |
| <b>Nacional</b>     | <b>8,603</b>  | <b>6,812</b> | <b>6,335</b> | <b>310</b> |

**Alumnos y escuelas por entidad federativa**

| Entidad Federativa  | ALUMNOS       |               |               |               |               |           |           |
|---------------------|---------------|---------------|---------------|---------------|---------------|-----------|-----------|
|                     | Total         | Primero       | Segundo       | Tercero       | Cuarto        | Quinto    | Sexto     |
| Aguascalientes      | 1,328         | 439           | 363           | 271           | 255           |           |           |
| Baja California     | 888           | 233           | 176           | 205           | 274           |           |           |
| Baja California Sur | 424           | 143           | 135           | 53            | 93            |           |           |
| Campeche            | 615           | 162           | 188           | 126           | 139           |           |           |
| Coahuila            | 1,453         | 343           | 289           | 401           | 420           |           |           |
| Colima              | 389           | 125           | 85            | 84            | 95            |           |           |
| Chiapas             | 1,631         | 405           | 406           | 386           | 390           | 21        | 23        |
| Chihuahua           | 1,222         | 314           | 309           | 308           | 291           |           |           |
| Ciudad de México    | 1,671         | 484           | 424           | 368           | 395           |           |           |
| Durango             | 1,473         | 419           | 256           | 483           | 315           |           |           |
| Guanajuato          | 2,786         | 790           | 723           | 607           | 666           |           |           |
| Guerrero            | 1,061         | 267           | 282           | 273           | 239           |           |           |
| Hidalgo             | 1,502         | 434           | 354           | 383           | 331           |           |           |
| Jalisco             | 3,446         | 912           | 535           | 1,184         | 815           |           |           |
| México              | 6,024         | 1,882         | 1,396         | 1,360         | 1,386         |           |           |
| Michoacán           | 1,970         | 469           | 470           | 494           | 537           |           |           |
| Morelos             | 553           | 170           | 141           | 126           | 116           |           |           |
| Nayarit             | 555           | 144           | 133           | 136           | 142           |           |           |
| Nuevo León          | 2,926         | 655           | 735           | 829           | 707           |           |           |
| Oaxaca              | 1,868         | 545           | 474           | 428           | 421           |           |           |
| Puebla              | 4,566         | 1,302         | 1,095         | 1,095         | 1,074         |           |           |
| Querétaro           | 869           | 256           | 243           | 211           | 159           |           |           |
| Quintana Roo        | 928           | 272           | 228           | 197           | 231           |           |           |
| San Luis Potosí     | 2,003         | 492           | 514           | 500           | 497           |           |           |
| Sinaloa             | 952           | 355           | 201           | 256           | 140           |           |           |
| Sonora              | 1,123         | 293           | 231           | 260           | 339           |           |           |
| Tabasco             | 1,113         | 354           | 225           | 204           | 330           |           |           |
| Tamaulipas          | 1,947         | 478           | 534           | 463           | 472           |           |           |
| Tlaxcala            | 1,150         | 361           | 308           | 256           | 225           |           |           |
| Veracruz            | 1,162         | 305           | 194           | 342           | 321           |           |           |
| Yucatán             | 1,147         | 315           | 300           | 300           | 232           |           |           |
| Zacatecas           | 1,242         | 380           | 309           | 272           | 281           |           |           |
| <b>Nacional</b>     | <b>51,987</b> | <b>14,498</b> | <b>12,256</b> | <b>12,861</b> | <b>12,328</b> | <b>21</b> | <b>23</b> |

**Alumnos y escuelas por entidad federativa**

| Entidad Federativa  | NUEVO INGRESO | EGRESADOS     | TITULADOS     | ESCUELAS   |
|---------------------|---------------|---------------|---------------|------------|
| Aguascalientes      | 439           | 218           | 220           | 7          |
| Baja California     | 233           | 337           | 298           | 10         |
| Baja California Sur | 143           | 93            | 89            | 3          |
| Campeche            | 162           | 125           | 124           | 5          |
| Coahuila            | 342           | 363           | 362           | 6          |
| Colima              | 125           | 60            | 58            | 6          |
| Chiapas             | 405           | 418           | 452           | 10         |
| Chihuahua           | 314           | 307           | 302           | 8          |
| Ciudad de México    | 484           | 412           | 383           | 7          |
| Durango             | 419           | 364           | 345           | 8          |
| Guanajuato          | 773           | 474           | 467           | 20         |
| Guerrero            | 217           | 122           | 121           | 11         |
| Hidalgo             | 434           | 380           | 347           | 9          |
| Jalisco             | 911           | 747           | 729           | 29         |
| México              | 1,882         | 1,228         | 1,188         | 57         |
| Michoacán           | 469           | 433           | 426           | 10         |
| Morelos             | 170           | 130           | 124           | 2          |
| Nayarit             | 144           | 140           | 138           | 4          |
| Nuevo León          | 655           | 585           | 518           | 12         |
| Oaxaca              | 545           | 423           | 368           | 8          |
| Puebla              | 1,302         | 948           | 901           | 44         |
| Querétaro           | 256           | 137           | 133           | 11         |
| Quintana Roo        | 272           | 155           | 123           | 4          |
| San Luis Potosí     | 492           | 463           | 439           | 7          |
| Sinaloa             | 355           | 247           | 203           | 3          |
| Sonora              | 293           | 373           | 365           | 5          |
| Tabasco             | 317           | 324           | 304           | 4          |
| Tamaulipas          | 478           | 407           | 402           | 11         |
| Tlaxcala            | 361           | 160           | 134           | 5          |
| Veracruz            | 305           | 309           | 286           | 16         |
| Yucatán             | 315           | 316           | 303           | 8          |
| Zacatecas           | 380           | 326           | 313           | 4          |
| <b>Nacional</b>     | <b>14,392</b> | <b>11,524</b> | <b>10,965</b> | <b>354</b> |

**Alumnos y escuelas por entidad federativa**

| Entidad Federativa  | ALUMNOS       |              |              |              |              |            |           |
|---------------------|---------------|--------------|--------------|--------------|--------------|------------|-----------|
|                     | Total         | Primero      | Segundo      | Tercero      | Cuarto       | Quinto     | Sexto     |
| Aguascalientes      | 869           | 248          | 231          | 198          | 192          |            |           |
| Baja California     | 516           | 132          | 121          | 131          | 132          |            |           |
| Baja California Sur | 464           | 114          | 167          | 72           | 111          |            |           |
| Campeche            | 249           | 61           | 60           | 53           | 75           |            |           |
| Coahuila            | 257           | 77           | 53           | 67           | 60           |            |           |
| Colima              | 149           | 40           | 22           | 53           | 34           |            |           |
| Chiapas             | 392           | 181          | 144          | 30           | 26           |            | 11        |
| Chihuahua           | 1,270         | 335          | 450          | 230          | 255          |            |           |
| Ciudad de México    | 2,122         | 690          | 519          | 459          | 454          |            |           |
| Durango             | 832           | 188          | 214          | 204          | 171          | 32         | 23        |
| Guanajuato          | 649           | 172          | 162          | 158          | 150          | 7          |           |
| Guerrero            | 1,035         | 243          | 184          | 289          | 319          |            |           |
| Hidalgo             | 1,356         | 343          | 339          | 316          | 296          | 26         | 36        |
| Jalisco             | 999           | 310          | 263          | 232          | 194          |            |           |
| México              | 5,874         | 1,477        | 1,264        | 1,603        | 1,530        |            |           |
| Michoacán           | 750           | 227          | 158          | 154          | 152          | 40         | 19        |
| Morelos             | 402           | 98           | 103          | 96           | 105          |            |           |
| Nayarit             | 879           | 196          | 227          | 224          | 232          |            |           |
| Nuevo León          | 1,001         | 177          | 266          | 235          | 323          |            |           |
| Oaxaca              |               |              |              |              |              |            |           |
| Puebla              | 3,849         | 1,174        | 907          | 918          | 850          |            |           |
| Querétaro           | 913           | 236          | 33           | 410          | 234          |            |           |
| Quintana Roo        | 234           | 76           | 36           | 59           | 63           |            |           |
| San Luis Potosí     | 1,363         | 160          | 383          | 423          | 397          |            |           |
| Sinaloa             | 98            |              | 12           | 68           | 18           |            |           |
| Sonora              | 504           | 103          | 73           | 98           | 230          |            |           |
| Tabasco             | 114           | 34           | 27           | 15           | 38           |            |           |
| Tamaulipas          | 61            | 19           | 11           | 20           | 11           |            |           |
| Tlaxcala            |               |              |              |              |              |            |           |
| Veracruz            | 674           | 168          | 179          | 141          | 186          |            |           |
| Yucatán             | 552           | 130          | 153          | 134          | 135          |            |           |
| Zacatecas           | 248           | 60           | 30           | 81           | 77           |            |           |
| <b>Nacional</b>     | <b>28,675</b> | <b>7,469</b> | <b>6,791</b> | <b>7,171</b> | <b>7,050</b> | <b>105</b> | <b>89</b> |

**Alumnos y escuelas por entidad federativa**

| Entidad Federativa  | NUEVO INGRESO | EGRESADOS    | TITULADOS    | ESCUELAS   |
|---------------------|---------------|--------------|--------------|------------|
| Aguascalientes      | 248           | 150          | 138          | 14         |
| Baja California     | 132           | 105          | 101          | 7          |
| Baja California Sur | 108           | 136          | 126          | 25         |
| Campeche            | 61            | 19           | 19           | 12         |
| Coahuila            | 77            | 79           | 57           | 7          |
| Colima              | 40            | 43           | 36           | 9          |
| Chiapas             | 181           | 161          | 161          | 9          |
| Chihuahua           | 335           | 225          | 128          | 33         |
| Ciudad de México    | 683           | 375          | 354          | 15         |
| Durango             | 182           | 201          | 199          | 23         |
| Guanajuato          | 172           | 162          | 159          | 7          |
| Guerrero            | 203           | 270          | 230          | 29         |
| Hidalgo             | 343           | 337          | 282          | 33         |
| Jalisco             | 310           | 176          | 158          | 18         |
| México              | 1,477         | 1,187        | 1,135        | 89         |
| Michoacán           | 227           | 128          | 132          | 14         |
| Morelos             | 98            | 87           | 91           | 17         |
| Nayarit             | 196           | 218          | 218          | 12         |
| Nuevo León          | 177           | 194          | 130          | 9          |
| Oaxaca              |               |              |              |            |
| Puebla              | 1,174         | 715          | 697          | 59         |
| Querétaro           | 236           | 218          | 170          | 23         |
| Quintana Roo        | 76            | 36           | 34           | 7          |
| San Luis Potosí     | 160           | 407          | 380          | 10         |
| Sinaloa             |               | 35           | 35           | 6          |
| Sonora              | 61            | 130          | 120          | 14         |
| Tabasco             | 34            | 22           | 19           | 1          |
| Tamaulipas          | 19            | 16           | 16           | 4          |
| Tlaxcala            |               |              |              |            |
| Veracruz            | 168           | 138          | 128          | 10         |
| Yucatán             | 130           | 136          | 136          | 8          |
| Zacatecas           | 60            | 108          | 108          | 7          |
| <b>Nacional</b>     | <b>7,368</b>  | <b>6,214</b> | <b>5,697</b> | <b>531</b> |

**Alumnos y escuelas por entidad federativa**

| Entidad Federativa  | ALUMNOS      |              |              |              |              |        |       |
|---------------------|--------------|--------------|--------------|--------------|--------------|--------|-------|
|                     | Total        | Primero      | Segundo      | Tercero      | Cuarto       | Quinto | Sexto |
| Aguascalientes      | 119          | 30           | 29           | 30           | 30           |        |       |
| Baja California     | 255          | 88           | 51           | 62           | 54           |        |       |
| Baja California Sur | 193          | 72           | 27           | 43           | 51           |        |       |
| Campeche            | 112          | 25           | 42           | 22           | 23           |        |       |
| Coahuila            | 207          | 63           | 47           | 49           | 48           |        |       |
| Colima              | 64           | 13           | 16           | 16           | 19           |        |       |
| Chiapas             | 151          | 40           | 35           | 39           | 37           |        |       |
| Chihuahua           | 84           | 16           | 22           | 21           | 25           |        |       |
| Ciudad de México    | 775          | 223          | 204          | 154          | 194          |        |       |
| Durango             | 247          | 65           | 47           | 74           | 61           |        |       |
| Guanajuato          | 298          | 85           | 76           | 70           | 67           |        |       |
| Guerrero            | 384          | 120          | 89           | 88           | 87           |        |       |
| Hidalgo             | 125          | 33           | 29           | 34           | 29           |        |       |
| Jalisco             | 310          | 69           | 44           | 105          | 92           |        |       |
| México              | 687          | 130          | 137          | 189          | 231          |        |       |
| Michoacán           | 273          | 70           | 70           | 60           | 73           |        |       |
| Morelos             | 144          | 37           | 36           | 36           | 35           |        |       |
| Nayarit             |              |              |              |              |              |        |       |
| Nuevo León          | 246          | 66           | 68           | 52           | 60           |        |       |
| Oaxaca              | 197          | 60           | 52           | 37           | 48           |        |       |
| Puebla              | 212          | 58           | 59           | 46           | 49           |        |       |
| Querétaro           | 278          | 39           | 71           | 92           | 76           |        |       |
| Quintana Roo        | 88           | 18           | 17           | 27           | 26           |        |       |
| San Luis Potosí     | 182          | 30           | 37           | 23           | 92           |        |       |
| Sinaloa             | 300          | 130          | 37           | 41           | 92           |        |       |
| Sonora              | 303          | 70           | 87           | 59           | 87           |        |       |
| Tabasco             | 320          | 96           | 91           | 63           | 70           |        |       |
| Tamaulipas          | 214          | 78           | 41           | 40           | 55           |        |       |
| Tlaxcala            |              |              |              |              |              |        |       |
| Veracruz            | 331          | 92           | 75           | 72           | 92           |        |       |
| Yucatán             | 207          | 47           | 53           | 61           | 46           |        |       |
| Zacatecas           | 105          | 30           | 28           | 20           | 27           |        |       |
| <b>Nacional</b>     | <b>7,411</b> | <b>1,993</b> | <b>1,717</b> | <b>1,725</b> | <b>1,976</b> |        |       |

**Alumnos y escuelas por entidad federativa**

| Entidad Federativa  | NUEVO INGRESO | EGRESADOS    | TITULADOS    | ESCUELAS   |
|---------------------|---------------|--------------|--------------|------------|
| Aguascalientes      | 30            | 26           | 24           | 2          |
| Baja California     | 88            | 127          | 118          | 5          |
| Baja California Sur | 72            | 64           | 49           | 7          |
| Campeche            | 25            | 18           | 18           | 3          |
| Coahuila            | 63            | 52           | 52           | 3          |
| Colima              | 13            | 16           | 16           | 2          |
| Chiapas             | 40            | 41           | 41           | 2          |
| Chihuahua           | 16            | 23           | 21           | 2          |
| Ciudad de México    | 223           | 137          | 104          | 1          |
| Durango             | 65            | 60           | 57           | 5          |
| Guanajuato          | 85            | 51           | 50           | 4          |
| Guerrero            | 80            | 62           | 62           | 7          |
| Hidalgo             | 33            | 26           | 21           | 2          |
| Jalisco             | 69            | 96           | 96           | 4          |
| México              | 130           | 227          | 220          | 12         |
| Michoacán           | 70            | 55           | 48           | 6          |
| Morelos             | 37            | 37           | 34           | 3          |
| Nayarit             |               |              |              |            |
| Nuevo León          | 66            | 82           | 81           | 2          |
| Oaxaca              | 60            | 37           | 35           | 3          |
| Puebla              | 58            | 47           | 47           | 5          |
| Querétaro           | 39            | 51           | 50           | 4          |
| Quintana Roo        | 18            | 13           | 13           | 2          |
| San Luis Potosí     | 30            | 30           | 26           | 3          |
| Sinaloa             | 130           | 54           | 48           | 3          |
| Sonora              | 70            | 34           | 31           | 1          |
| Tabasco             | 96            | 67           | 61           | 1          |
| Tamaulipas          | 78            | 39           | 39           | 2          |
| Tlaxcala            |               |              |              |            |
| Veracruz            | 92            | 87           | 85           | 7          |
| Yucatán             | 47            | 50           | 50           | 3          |
| Zacatecas           | 30            | 25           | 25           | 1          |
| <b>Nacional</b>     | <b>1,953</b>  | <b>1,734</b> | <b>1,622</b> | <b>107</b> |

## Alumnos y escuelas por entidad federativa

| Entidad Federativa  | ALUMNOS      |              |              |              |              |           |           |
|---------------------|--------------|--------------|--------------|--------------|--------------|-----------|-----------|
|                     | Total        | Primero      | Segundo      | Tercero      | Cuarto       | Quinto    | Sexto     |
| Aguascalientes      | 225          | 68           | 65           | 34           | 58           |           |           |
| Baja California     | 156          | 46           | 33           | 41           | 36           |           |           |
| Baja California Sur | 142          | 55           | 43           | 24           | 20           |           |           |
| Campeche            | 102          | 25           | 25           | 27           | 25           |           |           |
| Coahuila            | 164          | 62           | 45           | 30           | 27           |           |           |
| Colima              | 55           | 21           |              | 17           | 17           |           |           |
| Chiapas             | 374          | 100          | 110          | 69           | 95           |           |           |
| Chihuahua           |              |              |              |              |              |           |           |
| Ciudad de México    | 1,011        | 300          | 243          | 235          | 233          |           |           |
| Durango             | 257          | 82           | 62           | 64           | 49           |           |           |
| Guanajuato          | 455          | 136          | 6            | 133          | 11           | 92        | 77        |
| Guerrero            | 311          | 90           | 73           | 68           | 80           |           |           |
| Hidalgo             | 163          |              | 52           | 49           | 62           |           |           |
| Jalisco             | 302          | 92           | 63           | 77           | 70           |           |           |
| México              | 800          | 210          | 168          | 227          | 195          |           |           |
| Michoacán           | 446          | 124          | 115          | 118          | 89           |           |           |
| Morelos             | 123          | 38           | 28           | 29           | 28           |           |           |
| Nayarit             | 99           | 21           | 32           | 23           | 23           |           |           |
| Nuevo León          | 43           |              | 25           | 9            | 9            |           |           |
| Oaxaca              | 702          | 202          | 179          | 169          | 152          |           |           |
| Puebla              | 438          | 132          | 117          | 96           | 93           |           |           |
| Querétaro           | 147          | 41           | 39           | 38           | 29           |           |           |
| Quintana Roo        | 244          | 70           | 54           | 59           | 61           |           |           |
| San Luis Potosí     | 213          | 63           | 56           | 42           | 52           |           |           |
| Sinaloa             |              |              |              |              |              |           |           |
| Sonora              | 225          | 55           | 43           | 41           | 86           |           |           |
| Tabasco             | 321          | 114          | 84           | 47           | 76           |           |           |
| Tamaulipas          | 22           |              | 8            | 8            | 6            |           |           |
| Tlaxcala            |              |              |              |              |              |           |           |
| Veracruz            | 354          | 95           | 6            | 164          | 89           |           |           |
| Yucatán             | 200          | 54           | 43           | 49           | 54           |           |           |
| Zacatecas           | 99           | 30           | 27           | 24           | 18           |           |           |
| <b>Nacional</b>     | <b>8,193</b> | <b>2,326</b> | <b>1,844</b> | <b>2,011</b> | <b>1,843</b> | <b>92</b> | <b>77</b> |

## Alumnos y escuelas por entidad federativa

| Entidad Federativa  | NUEVO INGRESO | EGRESADOS    | TITULADOS    | ESCUELAS  |
|---------------------|---------------|--------------|--------------|-----------|
| Aguascalientes      | 68            | 41           | 39           | 1         |
| Baja California     | 46            | 38           | 38           | 3         |
| Baja California Sur | 55            | 16           | 16           | 1         |
| Campeche            | 25            | 16           | 16           | 2         |
| Coahuila            | 61            | 24           | 24           | 1         |
| Colima              | 21            | 17           | 16           | 2         |
| Chiapas             | 100           | 109          | 111          | 2         |
| Chihuahua           |               |              |              |           |
| Ciudad de México    | 300           | 246          | 228          | 1         |
| Durango             | 82            | 52           | 48           | 1         |
| Guanajuato          | 136           | 65           | 60           | 3         |
| Guerrero            | 90            | 82           | 65           | 3         |
| Hidalgo             |               | 44           | 38           | 4         |
| Jalisco             | 92            | 120          | 94           | 2         |
| México              | 210           | 192          | 185          | 8         |
| Michoacán           | 124           | 112          | 111          | 1         |
| Morelos             | 38            | 38           | 38           | 2         |
| Nayarit             | 21            | 20           | 20           | 2         |
| Nuevo León          |               |              |              | 2         |
| Oaxaca              | 202           | 135          | 128          | 4         |
| Puebla              | 132           | 96           | 89           | 4         |
| Querétaro           | 41            | 29           | 27           | 2         |
| Quintana Roo        | 70            | 45           | 25           | 4         |
| San Luis Potosí     | 63            | 36           | 34           | 2         |
| Sinaloa             |               |              |              |           |
| Sonora              | 55            | 25           | 18           | 1         |
| Tabasco             | 114           | 86           | 85           | 1         |
| Tamaulipas          |               | 15           | 8            | 2         |
| Tlaxcala            |               |              |              |           |
| Veracruz            | 95            | 72           | 72           | 4         |
| Yucatán             | 54            | 32           | 30           | 4         |
| Zacatecas           | 30            | 24           | 24           | 1         |
| <b>Nacional</b>     | <b>2,325</b>  | <b>1,827</b> | <b>1,687</b> | <b>70</b> |

**Alumnos y escuelas por entidad federativa**

| Entidad Federativa  | ALUMNOS    |           |           |           |           |        |       |
|---------------------|------------|-----------|-----------|-----------|-----------|--------|-------|
|                     | Total      | Primero   | Segundo   | Tercero   | Cuarto    | Quinto | Sexto |
| Aguascalientes      |            |           |           |           |           |        |       |
| Baja California     |            |           |           |           |           |        |       |
| Baja California Sur |            |           |           |           |           |        |       |
| Campeche            |            |           |           |           |           |        |       |
| Coahuila            |            |           |           |           |           |        |       |
| Colima              |            |           |           |           |           |        |       |
| Chiapas             |            |           |           |           |           |        |       |
| Chihuahua           |            |           |           |           |           |        |       |
| Ciudad de México    |            |           |           |           |           |        |       |
| Durango             |            |           |           |           |           |        |       |
| Guanajuato          |            |           |           |           |           |        |       |
| Guerrero            |            |           |           |           |           |        |       |
| Hidalgo             |            |           |           |           |           |        |       |
| Jalisco             |            |           |           |           |           |        |       |
| México              |            |           |           |           |           |        |       |
| Michoacán           |            |           |           |           |           |        |       |
| Morelos             |            |           |           |           |           |        |       |
| Nayarit             |            |           |           |           |           |        |       |
| Nuevo León          |            |           |           |           |           |        |       |
| Oaxaca              |            |           |           |           |           |        |       |
| Puebla              |            |           |           |           |           |        |       |
| Querétaro           |            |           |           |           |           |        |       |
| Quintana Roo        |            |           |           |           |           |        |       |
| San Luis Potosí     |            |           |           |           |           |        |       |
| Sinaloa             |            |           |           |           |           |        |       |
| Sonora              |            |           |           |           |           |        |       |
| Tabasco             |            |           |           |           |           |        |       |
| Tamaulipas          |            |           |           |           |           |        |       |
| Tlaxcala            |            |           |           |           |           |        |       |
| Veracruz            |            |           |           |           |           |        |       |
| Yucatán             | 117        | 35        | 31        | 31        | 20        |        |       |
| Zacatecas           |            |           |           |           |           |        |       |
| <b>Nacional</b>     | <b>117</b> | <b>35</b> | <b>31</b> | <b>31</b> | <b>20</b> |        |       |

**Alumnos y escuelas por entidad federativa**

| Entidad Federativa  | NUEVO INGRESO | EGRESADOS | TITULADOS | ESCUELAS |
|---------------------|---------------|-----------|-----------|----------|
| Aguascalientes      |               |           |           |          |
| Baja California     |               | 23        |           | 1        |
| Baja California Sur |               |           |           |          |
| Campeche            |               |           |           |          |
| Coahuila            |               |           |           |          |
| Colima              |               |           |           |          |
| Chiapas             |               |           |           |          |
| Chihuahua           |               |           |           |          |
| Ciudad de México    |               |           |           |          |
| Durango             |               |           |           |          |
| Guanajuato          |               |           |           |          |
| Guerrero            |               |           |           |          |
| Hidalgo             |               |           |           |          |
| Jalisco             |               |           |           |          |
| México              |               |           |           |          |
| Michoacán           |               |           |           |          |
| Morelos             |               |           |           |          |
| Nayarit             |               |           |           |          |
| Nuevo León          |               |           |           |          |
| Oaxaca              |               |           |           |          |
| Puebla              |               |           |           |          |
| Querétaro           |               |           |           |          |
| Quintana Roo        |               |           |           |          |
| San Luis Potosí     |               |           |           |          |
| Sinaloa             |               |           |           |          |
| Sonora              |               |           |           |          |
| Tabasco             |               |           |           |          |
| Tamaulipas          |               |           |           |          |
| Tlaxcala            |               |           |           |          |
| Veracruz            |               |           |           |          |
| Yucatán             | 35            | 30        | 26        | 1        |
| Zacatecas           |               |           |           |          |
| <b>Nacional</b>     | <b>35</b>     | <b>53</b> | <b>26</b> | <b>2</b> |

**Alumnos y escuelas por entidad federativa**

| Entidad Federativa  | ALUMNOS      |            |            |            |            |        |       |
|---------------------|--------------|------------|------------|------------|------------|--------|-------|
|                     | Total        | Primero    | Segundo    | Tercero    | Cuarto     | Quinto | Sexto |
| Aguascalientes      |              |            |            |            |            |        |       |
| Baja California     |              |            |            |            |            |        |       |
| Baja California Sur | 183          | 97         | 57         |            | 29         |        |       |
| Campeche            | 195          | 50         | 50         | 49         | 46         |        |       |
| Coahuila            |              |            |            |            |            |        |       |
| Colima              |              |            |            |            |            |        |       |
| Chiapas             | 362          | 130        | 53         | 125        | 54         |        |       |
| Chihuahua           |              |            |            |            |            |        |       |
| Ciudad de México    |              |            |            |            |            |        |       |
| Durango             |              |            |            |            |            |        |       |
| Guanajuato          |              |            |            |            |            |        |       |
| Guerrero            | 375          | 85         | 95         | 100        | 95         |        |       |
| Hidalgo             | 276          | 63         | 61         | 60         | 92         |        |       |
| Jalisco             |              |            |            |            |            |        |       |
| México              | 97           |            |            | 36         | 61         |        |       |
| Michoacán           | 222          | 60         | 58         | 52         | 52         |        |       |
| Morelos             |              |            |            |            |            |        |       |
| Nayarit             |              |            |            |            |            |        |       |
| Nuevo León          |              |            |            |            |            |        |       |
| Oaxaca              | 201          | 62         | 47         | 46         | 46         |        |       |
| Puebla              | 55           | 18         | 16         |            | 21         |        |       |
| Querétaro           |              |            |            |            |            |        |       |
| Quintana Roo        | 128          | 35         | 34         | 25         | 34         |        |       |
| San Luis Potosí     | 461          | 97         | 91         | 125        | 148        |        |       |
| Sinaloa             | 1            | 1          |            |            |            |        |       |
| Sonora              | 49           | 25         | 24         |            |            |        |       |
| Tabasco             | 172          | 60         |            | 38         | 74         |        |       |
| Tamaulipas          |              |            |            |            |            |        |       |
| Tlaxcala            |              |            |            |            |            |        |       |
| Veracruz            |              |            |            |            |            |        |       |
| Yucatán             | 283          | 69         | 74         | 73         | 67         |        |       |
| Zacatecas           |              |            |            |            |            |        |       |
| <b>Nacional</b>     | <b>3,060</b> | <b>852</b> | <b>660</b> | <b>729</b> | <b>819</b> |        |       |

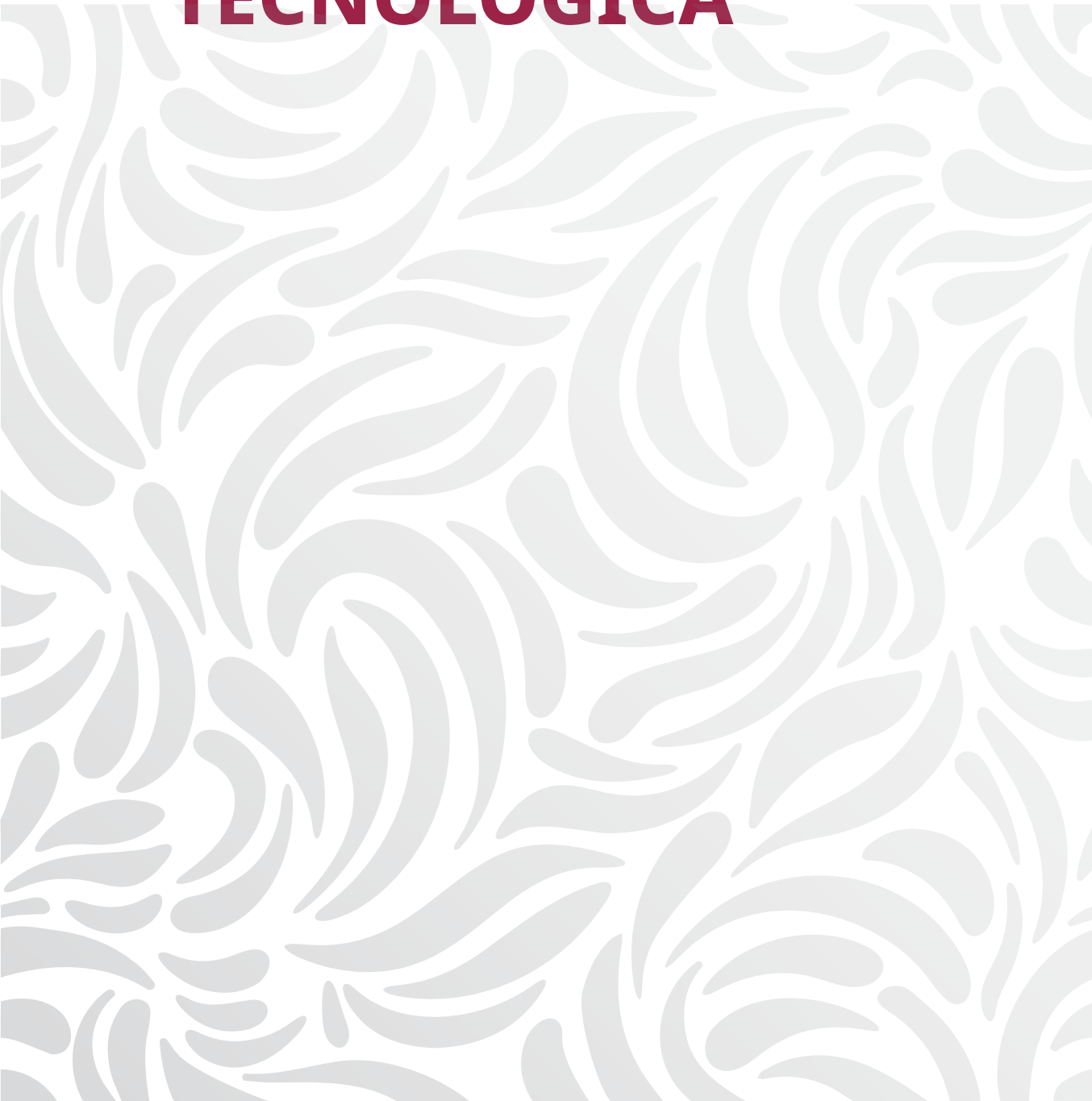
**Alumnos y escuelas por entidad federativa**

| Entidad Federativa  | NUEVO INGRESO | EGRESADOS  | TITULADOS  | ESCUELAS  |
|---------------------|---------------|------------|------------|-----------|
| Aguascalientes      |               |            |            |           |
| Baja California     |               |            |            |           |
| Baja California Sur | 97            | 25         | 25         | 5         |
| Campeche            | 50            | 41         | 38         | 1         |
| Coahuila            |               |            |            |           |
| Colima              |               |            |            |           |
| Chiapas             | 130           | 127        | 118        | 2         |
| Chihuahua           |               |            |            |           |
| Ciudad de México    |               |            |            |           |
| Durango             |               |            |            |           |
| Guanajuato          |               |            |            |           |
| Guerrero            | 85            | 97         | 97         | 4         |
| Hidalgo             | 63            | 70         | 69         | 4         |
| Jalisco             |               |            |            |           |
| México              |               | 34         | 33         | 2         |
| Michoacán           | 60            | 45         | 45         | 2         |
| Morelos             |               |            |            |           |
| Nayarit             |               |            |            |           |
| Nuevo León          |               |            |            |           |
| Oaxaca              | 62            | 50         | 16         | 2         |
| Puebla              | 18            | 22         | 22         | 2         |
| Querétaro           |               |            |            |           |
| Quintana Roo        | 35            | 26         | 18         | 2         |
| San Luis Potosí     | 97            | 117        | 105        | 2         |
| Sinaloa             |               |            |            | 1         |
| Sonora              | 25            |            |            | 1         |
| Tabasco             | 60            | 150        | 110        | 2         |
| Tamaulipas          |               |            |            |           |
| Tlaxcala            |               |            |            |           |
| Veracruz            |               |            |            |           |
| Yucatán             | 69            | 70         | 68         | 2         |
| Zacatecas           |               |            |            |           |
| <b>Nacional</b>     | <b>851</b>    | <b>874</b> | <b>764</b> | <b>34</b> |

**Instituciones por sostenimiento y entidad federativa**

| Entidad Federativa  | INSTITUCIONES |          |            |          |            |
|---------------------|---------------|----------|------------|----------|------------|
|                     | Total         | Federal  | Estatad    | Autónomo | Particular |
| Aguascalientes      | 5             |          | 5          |          | 0          |
| Baja California     | 14            |          | 12         |          | 2          |
| Baja California Sur | 4             |          | 4          |          | 0          |
| Campeche            | 8             |          | 7          |          | 1          |
| Coahuila            | 9             |          | 9          |          | 0          |
| Colima              | 1             |          | 1          |          | 0          |
| Chiapas             | 19            |          | 19         |          | 0          |
| Chihuahua           | 7             |          | 6          |          | 1          |
| Ciudad de México    | 15            | 5        | 0          |          | 10         |
| Durango             | 9             |          | 5          |          | 4          |
| Guanajuato          | 24            |          | 5          |          | 19         |
| Guerrero            | 20            |          | 12         |          | 8          |
| Hidalgo             | 9             |          | 6          |          | 3          |
| Jalisco             | 19            |          | 11         |          | 8          |
| México              | 43            |          | 40         |          | 3          |
| Michoacán           | 15            |          | 10         |          | 5          |
| Morelos             | 4             |          | 2          |          | 2          |
| Nayarit             | 4             |          | 3          |          | 1          |
| Nuevo León          | 8             |          | 6          |          | 2          |
| Oaxaca              | 11            |          | 11         |          | 0          |
| Puebla              | 29            |          | 11         |          | 18         |
| Querétaro           | 5             |          | 2          |          | 3          |
| Quintana Roo        | 5             |          | 3          |          | 2          |
| San Luis Potosí     | 10            |          | 5          |          | 5          |
| Sinaloa             | 4             |          | 3          |          | 1          |
| Sonora              | 8             |          | 8          |          | 0          |
| Tabasco             | 8             |          | 6          |          | 2          |
| Tamaulipas          | 15            |          | 6          |          | 9          |
| Tlaxcala            | 5             |          | 5          |          | 0          |
| Veracruz            | 15            |          | 5          |          | 10         |
| Yucatán             | 13            |          | 6          |          | 7          |
| Zacatecas           | 5             |          | 5          |          | 0          |
| <b>Nacional</b>     | <b>370</b>    | <b>5</b> | <b>239</b> |          | <b>126</b> |

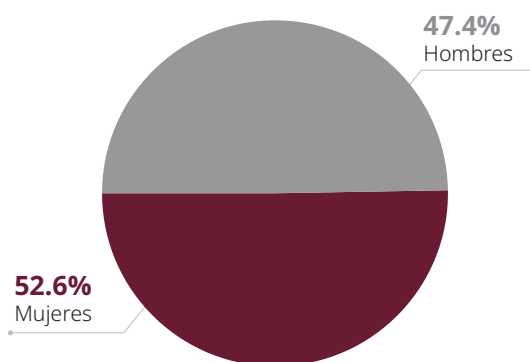
**LICENCIATURA  
UNIVERSITARIA Y  
TECNOLÓGICA**



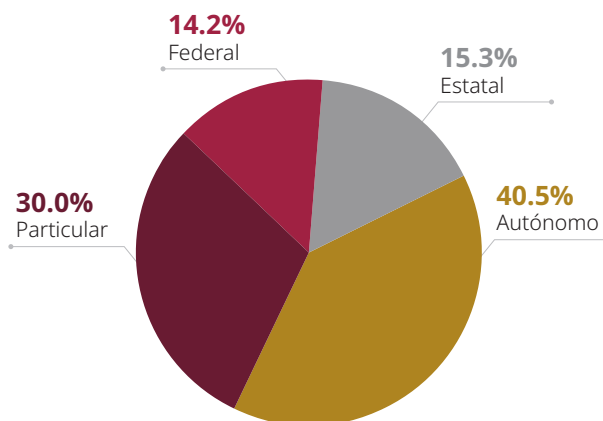
Este nivel académico tiene como antecedente inmediato el bachillerato, además de que garantiza a los estudiantes una base de conocimientos, habilidades y una trayectoria profesional, orientadas a lograr una mejor inserción y desarrollo en un campo profesional determinado del mundo del trabajo. Se divide en los servicios de licenciatura universitaria y tecnológica, su matrícula del ciclo escolar 2023-2024 es de 3.5 millones de alumnos, atendidos por 307,328 docentes.

Como se observa en la gráfica, en el sostenimiento federal se atendieron al 14.2% de alumnos, en el estatal al 15.3%, el 40.5% corresponde al autónomo y por último 30% asistieron a instituciones particulares.

**Alumnos por sexo**



**Alumnos por sostenimiento**



**Alumnos por grado, docentes y escuelas por entidad federativa***Inicia*

| Entidad Federativa  | ALUMNOS          |                  |                |                |                |                |               |
|---------------------|------------------|------------------|----------------|----------------|----------------|----------------|---------------|
|                     | Total            | Primero          | Segundo        | Tercero        | Cuarto         | Quinto         | Sexto         |
| Aguascalientes      | 43,859           | 13,481           | 10,613         | 9,446          | 6,557          | 3,615          | 147           |
| Baja California     | 114,897          | 49,481           | 24,026         | 22,006         | 13,803         | 5,314          | 267           |
| Baja California Sur | 19,681           | 5,943            | 4,754          | 3,918          | 2,922          | 1,867          | 277           |
| Campeche            | 26,548           | 8,774            | 5,598          | 5,168          | 4,536          | 2,107          | 365           |
| Coahuila            | 95,725           | 29,138           | 21,990         | 20,393         | 13,798         | 8,654          | 1,752         |
| Colima              | 19,295           | 5,442            | 4,419          | 4,102          | 3,332          | 1,660          | 340           |
| Chiapas             | 73,136           | 21,787           | 16,853         | 15,410         | 12,954         | 5,891          | 241           |
| Chihuahua           | 108,181          | 32,002           | 23,463         | 18,923         | 16,541         | 15,609         | 1,643         |
| Ciudad de México    | 488,092          | 165,694          | 108,875        | 95,490         | 83,965         | 30,963         | 3,105         |
| Durango             | 41,309           | 11,327           | 9,306          | 8,506          | 7,790          | 3,868          | 512           |
| Guanajuato          | 134,636          | 39,282           | 27,777         | 28,178         | 26,157         | 12,367         | 875           |
| Guerrero            | 62,948           | 17,886           | 13,957         | 12,032         | 10,473         | 8,234          | 366           |
| Hidalgo             | 88,876           | 27,401           | 18,906         | 19,578         | 15,144         | 7,550          | 297           |
| Jalisco             | 233,594          | 72,984           | 54,796         | 47,247         | 44,086         | 13,669         | 812           |
| México              | 404,504          | 142,809          | 95,777         | 83,384         | 52,010         | 29,300         | 1,224         |
| Michoacán           | 100,514          | 32,783           | 22,320         | 18,915         | 14,905         | 10,408         | 1,183         |
| Morelos             | 53,313           | 14,384           | 11,597         | 10,463         | 11,379         | 5,272          | 218           |
| Nayarit             | 26,562           | 7,792            | 4,724          | 4,677          | 7,335          | 1,357          | 677           |
| Nuevo León          | 204,609          | 53,344           | 42,817         | 44,940         | 36,477         | 26,014         | 1,017         |
| Oaxaca              | 66,727           | 20,159           | 14,774         | 12,181         | 10,835         | 7,972          | 806           |
| Puebla              | 226,909          | 68,083           | 48,421         | 50,040         | 34,153         | 24,647         | 1,565         |
| Querétaro           | 69,126           | 19,375           | 14,403         | 14,703         | 13,999         | 6,490          | 156           |
| Quintana Roo        | 32,384           | 9,823            | 6,998          | 6,519          | 6,197          | 2,847          |               |
| San Luis Potosí     | 67,423           | 18,794           | 13,798         | 12,441         | 12,225         | 9,737          | 428           |
| Sinaloa             | 120,959          | 35,440           | 28,079         | 22,396         | 21,192         | 11,344         | 2,508         |
| Sonora              | 102,109          | 36,562           | 28,698         | 15,230         | 14,393         | 6,950          | 276           |
| Tabasco             | 62,690           | 25,834           | 13,937         | 11,340         | 7,133          | 4,105          | 341           |
| Tamaulipas          | 116,165          | 37,820           | 27,693         | 23,730         | 16,393         | 8,934          | 1,595         |
| Tlaxcala            | 35,457           | 10,275           | 8,565          | 7,931          | 6,351          | 2,218          | 117           |
| Veracruz            | 166,518          | 56,513           | 35,117         | 31,313         | 24,808         | 14,780         | 3,987         |
| Yucatán             | 67,734           | 20,935           | 15,770         | 14,638         | 10,456         | 5,653          | 282           |
| Zacatecas           | 41,524           | 11,506           | 8,772          | 7,653          | 7,381          | 5,844          | 368           |
| <b>Nacional</b>     | <b>3,516,004</b> | <b>1,122,853</b> | <b>787,593</b> | <b>702,891</b> | <b>569,680</b> | <b>305,240</b> | <b>27,747</b> |

**Alumnos por grado, docentes, escuelas y grupos por entidad federativa***Concluye*

| Entidad Federativa  | NUEVO INGRESO  | EGRESADOS      | TITULADOS      | DOCENTES*      | ESCUELAS     |
|---------------------|----------------|----------------|----------------|----------------|--------------|
| Aguascalientes      | 11,333         | 8,071          | 5,808          | 3,941          | 57           |
| Baja California     | 23,395         | 19,962         | 15,260         | 10,575         | 138          |
| Baja California Sur | 5,811          | 3,210          | 2,039          | 1,801          | 30           |
| Campeche            | 7,435          | 3,763          | 3,575          | 2,165          | 56           |
| Coahuila            | 24,349         | 17,330         | 12,771         | 5,496          | 164          |
| Colima              | 5,421          | 3,202          | 2,780          | 8,550          | 45           |
| Chiapas             | 17,716         | 13,126         | 10,991         | 60,544         | 174          |
| Chihuahua           | 22,224         | 16,575         | 14,915         | 8,296          | 144          |
| Ciudad de México    | 100,269        | 75,495         | 63,574         | 1,886          | 373          |
| Durango             | 9,352          | 7,718          | 5,951          | 4,355          | 77           |
| Guanajuato          | 32,877         | 21,544         | 16,905         | 11,976         | 204          |
| Guerrero            | 17,118         | 11,973         | 11,846         | 3,930          | 151          |
| Hidalgo             | 20,017         | 16,624         | 14,658         | 6,037          | 127          |
| Jalisco             | 40,547         | 42,018         | 31,544         | 20,362         | 233          |
| México              | 109,944        | 69,269         | 61,456         | 34,655         | 502          |
| Michoacán           | 28,531         | 16,131         | 15,666         | 9,003          | 209          |
| Morelos             | 12,516         | 10,569         | 8,438          | 5,044          | 135          |
| Nayarit             | 6,099          | 4,815          | 4,247          | 2,192          | 48           |
| Nuevo León          | 33,545         | 36,628         | 31,145         | 13,738         | 201          |
| Oaxaca              | 19,191         | 10,357         | 9,257          | 5,790          | 139          |
| Puebla              | 56,393         | 35,237         | 26,830         | 13,728         | 298          |
| Querétaro           | 14,869         | 14,775         | 13,448         | 7,262          | 89           |
| Quintana Roo        | 9,319          | 4,858          | 4,407          | 3,632          | 58           |
| San Luis Potosí     | 15,752         | 9,641          | 8,578          | 4,783          | 87           |
| Sinaloa             | 34,145         | 19,220         | 16,803         | 9,140          | 132          |
| Sonora              | 27,953         | 14,885         | 13,354         | 8,967          | 141          |
| Tabasco             | 15,361         | 11,355         | 10,735         | 4,906          | 72           |
| Tamaulipas          | 31,896         | 22,819         | 18,370         | 8,445          | 165          |
| Tlaxcala            | 8,683          | 5,934          | 5,268          | 3,150          | 55           |
| Veracruz            | 43,943         | 26,032         | 25,972         | 13,212         | 295          |
| Yucatán             | 18,413         | 12,346         | 11,334         | 6,159          | 111          |
| Zacatecas           | 10,082         | 7,151          | 6,786          | 3,608          | 63           |
| <b>Nacional</b>     | <b>834,499</b> | <b>592,633</b> | <b>504,711</b> | <b>307,328</b> | <b>4,773</b> |

\* Conjunto de individuos adscritos a un centro de trabajo, de acuerdo a la función que realizan en el mismo. A cada uno se le considera tantas veces como en centros de trabajo esté adscrito.

**Alumnos por sexo, sostenimiento y entidad federativa**

| Entidad Federativa  | ALUMNOS POR SEXO |                  |                  | ALUMNOS POR SOSTENIMIENTO |                |                  |                  |
|---------------------|------------------|------------------|------------------|---------------------------|----------------|------------------|------------------|
|                     | Total            | Mujeres          | Hombres          | Federal                   | Estatal        | Autónomo         | Particular       |
| Aguascalientes      | 43,859           | 23,764           | 20,095           | 7,081                     | 4,978          | 16,070           | 15,730           |
| Baja California     | 114,897          | 60,384           | 54,513           | 16,590                    | 3,199          | 66,979           | 28,129           |
| Baja California Sur | 19,681           | 10,341           | 9,340            | 3,300                     | 5,324          | 7,339            | 3,718            |
| Campeche            | 26,548           | 13,903           | 12,645           | 2,824                     | 5,614          | 14,247           | 3,863            |
| Coahuila            | 95,725           | 49,856           | 45,869           | 13,624                    | 15,032         | 31,331           | 35,738           |
| Colima              | 19,295           | 10,428           | 8,867            | 2,919                     | 833            | 13,649           | 1,894            |
| Chiapas             | 73,136           | 37,173           | 35,963           | 8,270                     | 19,669         | 27,061           | 18,136           |
| Chihuahua           | 108,181          | 58,735           | 49,446           | 20,118                    | 10,681         | 59,201           | 18,181           |
| Ciudad de México    | 488,092          | 246,965          | 241,127          | 176,143                   |                | 172,026          | 139,923          |
| Durango             | 41,309           | 21,621           | 19,688           | 6,676                     | 12,233         | 14,028           | 8,372            |
| Guanajuato          | 134,636          | 71,385           | 63,251           | 16,315                    | 32,148         | 27,048           | 59,125           |
| Guerrero            | 62,948           | 35,181           | 27,767           | 11,178                    | 7,704          | 32,866           | 11,200           |
| Hidalgo             | 88,876           | 47,915           | 40,961           | 8,466                     | 31,092         | 32,741           | 16,577           |
| Jalisco             | 233,594          | 126,442          | 107,152          | 7,983                     | 16,324         | 131,830          | 77,457           |
| México              | 404,504          | 212,950          | 191,554          | 15,630                    | 106,247        | 104,475          | 178,152          |
| Michoacán           | 100,514          | 54,544           | 45,970           | 14,167                    | 25,397         | 40,758           | 20,192           |
| Morelos             | 53,313           | 28,733           | 24,580           | 8,339                     | 5,815          | 26,008           | 13,151           |
| Nayarit             | 26,562           | 14,543           | 12,019           | 5,359                     | 3,526          | 14,259           | 3,418            |
| Nuevo León          | 204,609          | 104,851          | 99,758           | 5,804                     | 5,609          | 115,624          | 77,572           |
| Oaxaca              | 66,727           | 36,160           | 30,567           | 21,435                    | 12,584         | 17,851           | 14,857           |
| Puebla              | 226,909          | 122,672          | 104,237          | 13,072                    | 37,266         | 86,360           | 90,211           |
| Querétaro           | 69,126           | 37,569           | 31,557           | 7,010                     | 11,629         | 22,194           | 28,293           |
| Quintana Roo        | 32,384           | 16,625           | 15,759           | 7,421                     | 9,208          | 6,377            | 9,378            |
| San Luis Potosí     | 67,423           | 35,358           | 32,065           | 8,914                     | 13,951         | 30,166           | 14,392           |
| Sinaloa             | 120,959          | 64,584           | 56,375           | 10,980                    | 12,412         | 84,618           | 12,949           |
| Sonora              | 102,109          | 54,641           | 47,468           | 11,740                    | 23,846         | 51,859           | 14,664           |
| Tabasco             | 62,690           | 30,836           | 31,854           | 6,556                     | 20,113         | 25,617           | 10,404           |
| Tamaulipas          | 116,165          | 62,024           | 54,141           | 22,391                    | 8,742          | 35,236           | 49,796           |
| Tlaxcala            | 35,457           | 19,034           | 16,423           | 5,692                     | 9,139          | 16,068           | 4,558            |
| Veracruz            | 166,518          | 83,975           | 82,543           | 20,339                    | 50,595         | 56,372           | 39,212           |
| Yucatán             | 67,734           | 34,877           | 32,857           | 7,882                     | 9,163          | 17,512           | 33,177           |
| Zacatecas           | 41,524           | 22,821           | 18,703           | 3,909                     | 8,026          | 25,942           | 3,647            |
| <b>Nacional</b>     | <b>3,516,004</b> | <b>1,850,890</b> | <b>1,665,114</b> | <b>498,127</b>            | <b>538,099</b> | <b>1,423,712</b> | <b>1,056,066</b> |

**Alumnos por sexo, sostenimiento y entidad federativa**

| Entidad Federativa  | ALUMNOS POR SEXO |                |                | ALUMNOS POR SOSTENIMIENTO |                |                |                |
|---------------------|------------------|----------------|----------------|---------------------------|----------------|----------------|----------------|
|                     | Total            | Mujeres        | Hombres        | Federal                   | Estatal        | Autónomo       | Particular     |
| Aguascalientes      | 13,481           | 7,240          | 6,241          | 1,687                     | 1,650          | 4,091          | 6,053          |
| Baja California     | 49,481           | 26,148         | 23,333         | 4,094                     | 503            | 34,706         | 10,178         |
| Baja California Sur | 5,943            | 3,158          | 2,785          | 855                       | 1,560          | 2,052          | 1,476          |
| Campeche            | 8,774            | 4,557          | 4,217          | 704                       | 1,693          | 4,768          | 1,609          |
| Coahuila            | 29,138           | 15,462         | 13,676         | 3,241                     | 3,760          | 8,751          | 13,386         |
| Colima              | 5,442            | 2,916          | 2,526          | 728                       | 198            | 3,678          | 838            |
| Chiapas             | 21,787           | 11,097         | 10,690         | 2,452                     | 5,676          | 6,960          | 6,699          |
| Chihuahua           | 32,002           | 16,882         | 15,120         | 5,214                     | 2,253          | 17,740         | 6,795          |
| Ciudad de México    | 165,694          | 83,696         | 81,998         | 53,412                    |                | 62,852         | 49,430         |
| Durango             | 11,327           | 5,893          | 5,434          | 1,194                     | 3,603          | 3,839          | 2,691          |
| Guanajuato          | 39,282           | 20,980         | 18,302         | 4,338                     | 7,422          | 5,871          | 21,651         |
| Guerrero            | 17,886           | 9,943          | 7,943          | 3,009                     | 2,211          | 8,323          | 4,343          |
| Hidalgo             | 27,401           | 14,336         | 13,065         | 2,407                     | 8,987          | 9,351          | 6,656          |
| Jalisco             | 72,984           | 38,526         | 34,458         | 1,989                     | 5,335          | 40,666         | 24,994         |
| México              | 142,809          | 75,035         | 67,774         | 3,971                     | 31,971         | 34,573         | 72,294         |
| Michoacán           | 32,783           | 17,517         | 15,266         | 3,604                     | 8,098          | 14,020         | 7,061          |
| Morelos             | 14,384           | 7,865          | 6,519          | 1,980                     | 1,318          | 6,313          | 4,773          |
| Nayarit             | 7,792            | 4,176          | 3,616          | 1,085                     | 1,235          | 4,236          | 1,236          |
| Nuevo León          | 53,344           | 26,471         | 26,873         | 1,756                     | 849            | 25,455         | 25,284         |
| Oaxaca              | 20,159           | 10,902         | 9,257          | 6,101                     | 3,904          | 5,098          | 5,056          |
| Puebla              | 68,083           | 36,243         | 31,840         | 3,142                     | 9,689          | 25,687         | 29,565         |
| Querétaro           | 19,375           | 10,440         | 8,935          | 1,575                     | 2,838          | 4,944          | 10,018         |
| Quintana Roo        | 9,823            | 5,031          | 4,792          | 2,214                     | 2,486          | 1,830          | 3,293          |
| San Luis Potosí     | 18,794           | 9,414          | 9,380          | 2,185                     | 3,766          | 8,490          | 4,353          |
| Sinaloa             | 35,440           | 18,024         | 17,416         | 2,036                     | 4,596          | 24,491         | 4,317          |
| Sonora              | 36,562           | 19,809         | 16,753         | 3,156                     | 9,134          | 18,532         | 5,740          |
| Tabasco             | 25,834           | 13,019         | 12,815         | 1,733                     | 6,158          | 14,438         | 3,505          |
| Tamaulipas          | 37,820           | 19,936         | 17,884         | 5,475                     | 2,479          | 10,480         | 19,386         |
| Tlaxcala            | 10,275           | 5,431          | 4,844          | 1,400                     | 2,508          | 4,718          | 1,649          |
| Veracruz            | 56,513           | 28,165         | 28,348         | 4,747                     | 12,593         | 25,006         | 14,167         |
| Yucatán             | 20,935           | 10,735         | 10,200         | 1,946                     | 2,563          | 4,818          | 11,608         |
| Zacatecas           | 11,506           | 6,172          | 5,334          | 934                       | 2,035          | 7,210          | 1,327          |
| <b>Nacional</b>     | <b>1,122,853</b> | <b>585,219</b> | <b>537,634</b> | <b>134,364</b>            | <b>153,071</b> | <b>453,987</b> | <b>381,431</b> |

**Alumnos por sexo, sostenimiento y entidad federativa**

| Entidad Federativa  | ALUMNOS POR SEXO |                |                | ALUMNOS POR SOSTENIMIENTO |                |                |                |
|---------------------|------------------|----------------|----------------|---------------------------|----------------|----------------|----------------|
|                     | Total            | Mujeres        | Hombres        | Federal                   | Estatal        | Autónomo       | Particular     |
| Aguascalientes      | 10,613           | 5,957          | 4,656          | 1,405                     | 1,216          | 3,610          | 4,382          |
| Baja California     | 24,026           | 12,814         | 11,212         | 3,077                     | 464            | 13,278         | 7,207          |
| Baja California Sur | 4,754            | 2,505          | 2,249          | 687                       | 1,232          | 1,772          | 1,063          |
| Campeche            | 5,598            | 2,953          | 2,645          | 499                       | 1,254          | 2,707          | 1,138          |
| Coahuila            | 21,990           | 11,434         | 10,556         | 2,566                     | 2,651          | 6,754          | 10,019         |
| Colima              | 4,419            | 2,375          | 2,044          | 560                       | 134            | 3,205          | 520            |
| Chiapas             | 16,853           | 8,472          | 8,381          | 1,711                     | 4,362          | 6,216          | 4,564          |
| Chihuahua           | 23,463           | 12,824         | 10,639         | 3,981                     | 1,607          | 12,630         | 5,245          |
| Ciudad de México    | 108,875          | 54,400         | 54,475         | 36,723                    |                | 34,180         | 37,972         |
| Durango             | 9,306            | 4,881          | 4,425          | 1,592                     | 2,439          | 3,253          | 2,022          |
| Guanajuato          | 27,777           | 15,202         | 12,575         | 3,182                     | 4,653          | 5,139          | 14,803         |
| Guerrero            | 13,957           | 7,925          | 6,032          | 2,172                     | 1,411          | 7,043          | 3,331          |
| Hidalgo             | 18,906           | 10,124         | 8,782          | 1,781                     | 5,870          | 6,791          | 4,464          |
| Jalisco             | 54,796           | 29,129         | 25,667         | 1,890                     | 3,903          | 28,878         | 20,125         |
| México              | 95,777           | 51,111         | 44,666         | 3,296                     | 22,744         | 20,123         | 49,614         |
| Michoacán           | 22,320           | 12,480         | 9,840          | 2,845                     | 5,618          | 8,052          | 5,805          |
| Morelos             | 11,597           | 6,220          | 5,377          | 1,565                     | 1,032          | 5,654          | 3,346          |
| Nayarit             | 4,724            | 2,661          | 2,063          | 962                       | 307            | 2,527          | 928            |
| Nuevo León          | 42,817           | 21,587         | 21,230         | 1,284                     | 541            | 20,647         | 20,345         |
| Oaxaca              | 14,774           | 8,013          | 6,761          | 4,488                     | 2,540          | 4,131          | 3,615          |
| Puebla              | 48,421           | 26,484         | 21,937         | 2,187                     | 7,021          | 16,213         | 23,000         |
| Querétaro           | 14,403           | 7,931          | 6,472          | 1,266                     | 1,862          | 4,673          | 6,602          |
| Quintana Roo        | 6,998            | 3,686          | 3,312          | 1,409                     | 1,866          | 1,342          | 2,381          |
| San Luis Potosí     | 13,798           | 7,303          | 6,495          | 1,740                     | 2,683          | 5,956          | 3,419          |
| Sinaloa             | 28,079           | 14,906         | 13,173         | 1,993                     | 2,864          | 19,999         | 3,223          |
| Sonora              | 28,698           | 14,688         | 14,010         | 2,247                     | 3,735          | 19,172         | 3,544          |
| Tabasco             | 13,937           | 6,910          | 7,027          | 1,333                     | 4,667          | 5,366          | 2,571          |
| Tamaulipas          | 27,693           | 14,824         | 12,869         | 4,352                     | 1,416          | 7,608          | 14,317         |
| Tlaxcala            | 8,565            | 4,546          | 4,019          | 1,070                     | 2,503          | 3,779          | 1,213          |
| Veracruz            | 35,117           | 17,835         | 17,282         | 3,328                     | 10,701         | 10,182         | 10,906         |
| Yucatán             | 15,770           | 8,243          | 7,527          | 1,546                     | 1,846          | 3,649          | 8,729          |
| Zacatecas           | 8,772            | 4,780          | 3,992          | 807                       | 1,722          | 5,346          | 897            |
| <b>Nacional</b>     | <b>787,593</b>   | <b>415,203</b> | <b>372,390</b> | <b>99,544</b>             | <b>106,864</b> | <b>299,875</b> | <b>281,310</b> |

**Alumnos por sexo, sostenimiento y entidad federativa**

| Entidad Federativa  | ALUMNOS POR SEXO |                |                | ALUMNOS POR SOSTENIMIENTO |                |                |                |
|---------------------|------------------|----------------|----------------|---------------------------|----------------|----------------|----------------|
|                     | Total            | Mujeres        | Hombres        | Federal                   | Estatal        | Autónomo       | Particular     |
| Aguascalientes      | 9,446            | 5,248          | 4,198          | 1,327                     | 988            | 3,376          | 3,755          |
| Baja California     | 22,006           | 11,868         | 10,138         | 2,714                     | 886            | 11,876         | 6,530          |
| Baja California Sur | 3,918            | 2,124          | 1,794          | 580                       | 898            | 1,502          | 938            |
| Campeche            | 5,168            | 2,800          | 2,368          | 473                       | 1,143          | 2,707          | 845            |
| Coahuila            | 20,393           | 10,753         | 9,640          | 2,442                     | 4,093          | 5,748          | 8,110          |
| Colima              | 4,102            | 2,229          | 1,873          | 503                       | 270            | 2,903          | 426            |
| Chiapas             | 15,410           | 8,124          | 7,286          | 1,445                     | 4,321          | 5,660          | 3,984          |
| Chihuahua           | 18,923           | 10,740         | 8,183          | 3,010                     | 3,733          | 8,547          | 3,633          |
| Ciudad de México    | 95,490           | 49,440         | 46,050         | 33,337                    |                | 30,977         | 31,176         |
| Durango             | 8,506            | 4,630          | 3,876          | 1,201                     | 2,545          | 2,896          | 1,864          |
| Guanajuato          | 28,178           | 15,271         | 12,907         | 3,023                     | 7,377          | 5,220          | 12,558         |
| Guerrero            | 12,032           | 6,985          | 5,047          | 1,834                     | 1,552          | 6,025          | 2,621          |
| Hidalgo             | 19,578           | 10,898         | 8,680          | 1,363                     | 8,668          | 6,237          | 3,310          |
| Jalisco             | 47,247           | 26,410         | 20,837         | 1,470                     | 2,374          | 25,502         | 17,901         |
| México              | 83,384           | 44,800         | 38,584         | 3,018                     | 21,926         | 20,000         | 38,440         |
| Michoacán           | 18,915           | 10,727         | 8,188          | 2,356                     | 4,390          | 7,408          | 4,761          |
| Morelos             | 10,463           | 5,803          | 4,660          | 1,284                     | 1,768          | 4,668          | 2,743          |
| Nayarit             | 4,677            | 2,589          | 2,088          | 969                       | 705            | 2,166          | 837            |
| Nuevo León          | 44,940           | 23,583         | 21,357         | 916                       | 2,460          | 23,345         | 18,219         |
| Oaxaca              | 12,181           | 6,826          | 5,355          | 3,405                     | 2,141          | 3,568          | 3,067          |
| Puebla              | 50,040           | 27,986         | 22,054         | 2,485                     | 9,349          | 18,509         | 19,697         |
| Querétaro           | 14,703           | 8,062          | 6,641          | 1,144                     | 3,579          | 4,489          | 5,491          |
| Quintana Roo        | 6,519            | 3,395          | 3,124          | 1,161                     | 2,159          | 1,139          | 2,060          |
| San Luis Potosí     | 12,441           | 6,808          | 5,633          | 1,487                     | 2,223          | 5,679          | 3,052          |
| Sinaloa             | 22,396           | 12,492         | 9,904          | 2,004                     | 2,333          | 15,481         | 2,578          |
| Sonora              | 15,230           | 8,460          | 6,770          | 1,787                     | 4,737          | 5,888          | 2,818          |
| Tabasco             | 11,340           | 5,666          | 5,674          | 1,216                     | 4,058          | 3,788          | 2,278          |
| Tamaulipas          | 23,730           | 13,081         | 10,649         | 3,752                     | 2,367          | 6,717          | 10,894         |
| Tlaxcala            | 7,931            | 4,285          | 3,646          | 1,503                     | 2,301          | 3,185          | 942            |
| Veracruz            | 31,313           | 16,222         | 15,091         | 3,608                     | 10,005         | 9,485          | 8,215          |
| Yucatán             | 14,638           | 7,888          | 6,750          | 1,357                     | 2,274          | 3,429          | 7,578          |
| Zacatecas           | 7,653            | 4,128          | 3,525          | 686                       | 1,541          | 4,592          | 834            |
| <b>Nacional</b>     | <b>702,891</b>   | <b>380,321</b> | <b>322,570</b> | <b>88,860</b>             | <b>119,164</b> | <b>262,712</b> | <b>232,155</b> |

**Alumnos por sexo, sostenimiento y entidad federativa**

| Entidad Federativa  | ALUMNOS POR SEXO |                |                | ALUMNOS POR SOSTENIMIENTO |                |                |                |
|---------------------|------------------|----------------|----------------|---------------------------|----------------|----------------|----------------|
|                     | Total            | Mujeres        | Hombres        | Federal                   | Estatal        | Autónomo       | Particular     |
| Aguascalientes      | 6,557            | 3,530          | 3,027          | 1,251                     | 1,097          | 3,205          | 1,004          |
| Baja California     | 13,803           | 7,341          | 6,462          | 2,801                     | 1,346          | 6,158          | 3,498          |
| Baja California Sur | 2,922            | 1,601          | 1,321          | 440                       | 865            | 1,376          | 241            |
| Campeche            | 4,536            | 2,393          | 2,143          | 496                       | 945            | 2,824          | 271            |
| Coahuila            | 13,798           | 7,355          | 6,443          | 2,296                     | 2,927          | 5,306          | 3,269          |
| Colima              | 3,332            | 1,836          | 1,496          | 435                       | 231            | 2,609          | 57             |
| Chiapas             | 12,954           | 6,585          | 6,369          | 1,261                     | 4,091          | 5,373          | 2,229          |
| Chihuahua           | 16,541           | 9,328          | 7,213          | 3,035                     | 2,766          | 9,064          | 1,676          |
| Ciudad de México    | 83,965           | 43,511         | 40,454         | 36,189                    |                | 30,688         | 17,088         |
| Durango             | 7,790            | 4,161          | 3,629          | 1,290                     | 2,613          | 2,671          | 1,216          |
| Guanajuato          | 26,157           | 14,088         | 12,069         | 3,069                     | 9,281          | 5,871          | 7,936          |
| Guerrero            | 10,473           | 5,960          | 4,513          | 1,649                     | 1,791          | 6,231          | 802            |
| Hidalgo             | 15,144           | 8,455          | 6,689          | 1,258                     | 5,940          | 6,341          | 1,605          |
| Jalisco             | 44,086           | 24,727         | 19,359         | 1,548                     | 2,119          | 29,593         | 10,826         |
| México              | 52,010           | 27,211         | 24,799         | 2,266                     | 19,097         | 18,224         | 12,423         |
| Michoacán           | 14,905           | 8,257          | 6,648          | 2,344                     | 4,167          | 6,257          | 2,137          |
| Morelos             | 11,379           | 6,183          | 5,196          | 1,404                     | 1,675          | 6,270          | 2,030          |
| Nayarit             | 7,335            | 4,207          | 3,128          | 918                       | 1,232          | 4,962          | 223            |
| Nuevo León          | 36,477           | 18,750         | 17,727         | 852                       | 1,759          | 24,702         | 9,164          |
| Oaxaca              | 10,835           | 6,076          | 4,759          | 3,115                     | 2,253          | 3,185          | 2,282          |
| Puebla              | 34,153           | 18,383         | 15,770         | 2,109                     | 8,162          | 10,204         | 13,678         |
| Querétaro           | 13,999           | 7,675          | 6,324          | 1,264                     | 3,350          | 4,587          | 4,798          |
| Quintana Roo        | 6,197            | 3,220          | 2,977          | 976                       | 2,499          | 1,442          | 1,280          |
| San Luis Potosí     | 12,225           | 6,844          | 5,381          | 1,519                     | 2,322          | 5,753          | 2,631          |
| Sinaloa             | 21,192           | 12,042         | 9,150          | 2,333                     | 2,132          | 14,473         | 2,254          |
| Sonora              | 14,393           | 8,182          | 6,211          | 1,803                     | 4,891          | 5,841          | 1,858          |
| Tabasco             | 7,133            | 3,383          | 3,750          | 897                       | 3,549          | 1,261          | 1,426          |
| Tamaulipas          | 16,393           | 8,919          | 7,474          | 3,706                     | 2,224          | 6,690          | 3,773          |
| Tlaxcala            | 6,351            | 3,498          | 2,853          | 1,074                     | 1,633          | 3,040          | 604            |
| Veracruz            | 24,808           | 13,017         | 11,791         | 3,113                     | 8,688          | 7,820          | 5,187          |
| Yucatán             | 10,456           | 5,354          | 5,102          | 1,394                     | 1,724          | 3,357          | 3,981          |
| Zacatecas           | 7,381            | 4,161          | 3,220          | 709                       | 1,601          | 4,746          | 325            |
| <b>Nacional</b>     | <b>569,680</b>   | <b>306,233</b> | <b>263,447</b> | <b>88,814</b>             | <b>108,970</b> | <b>250,124</b> | <b>121,772</b> |

**Alumnos por sexo, sostenimiento y entidad federativa**

| Entidad Federativa  | ALUMNOS POR SEXO |                |                | ALUMNOS POR SOSTENIMIENTO |               |                |               |
|---------------------|------------------|----------------|----------------|---------------------------|---------------|----------------|---------------|
|                     | Total            | Mujeres        | Hombres        | Federal                   | Estatal       | Autónomo       | Particular    |
| Aguascalientes      | 3,615            | 1,699          | 1,916          | 1,395                     | 8             | 1,788          | 424           |
| Baja California     | 5,314            | 2,141          | 3,173          | 3,682                     |               | 929            | 703           |
| Baja California Sur | 1,867            | 846            | 1,021          | 499                       | 731           | 637            |               |
| Campeche            | 2,107            | 1,039          | 1,068          | 481                       | 542           | 1,084          |               |
| Coahuila            | 8,654            | 4,227          | 4,427          | 2,147                     | 1,382         | 4,355          | 770           |
| Colima              | 1,660            | 912            | 748            | 495                       |               | 1,133          | 32            |
| Chiapas             | 5,891            | 2,788          | 3,103          | 1,291                     | 1,096         | 2,852          | 652           |
| Chihuahua           | 15,609           | 8,284          | 7,325          | 3,470                     | 223           | 11,084         | 832           |
| Ciudad de México    | 30,963           | 14,130         | 16,833         | 14,359                    |               | 12,445         | 4,159         |
| Durango             | 3,868            | 1,902          | 1,966          | 947                       | 998           | 1,363          | 560           |
| Guanajuato          | 12,367           | 5,524          | 6,843          | 2,192                     | 3,312         | 4,689          | 2,174         |
| Guerrero            | 8,234            | 4,194          | 4,040          | 2,444                     | 625           | 5,062          | 103           |
| Hidalgo             | 7,550            | 3,939          | 3,611          | 1,657                     | 1,597         | 3,843          | 453           |
| Jalisco             | 13,669           | 7,358          | 6,311          | 997                       | 2,207         | 7,191          | 3,274         |
| México              | 29,300           | 14,158         | 15,142         | 2,609                     | 10,171        | 11,452         | 5,068         |
| Michoacán           | 10,408           | 5,230          | 5,178          | 2,518                     | 2,441         | 5,021          | 428           |
| Morelos             | 5,272            | 2,546          | 2,726          | 2,106                     | 22            | 2,894          | 250           |
| Nayarit             | 1,357            | 645            | 712            | 961                       | 47            | 202            | 147           |
| Nuevo León          | 26,014           | 13,993         | 12,021         | 733                       |               | 20,741         | 4,540         |
| Oaxaca              | 7,972            | 4,055          | 3,917          | 3,699                     | 1,615         | 1,869          | 789           |
| Puebla              | 24,647           | 12,956         | 11,691         | 2,341                     | 2,729         | 15,747         | 3,830         |
| Querétaro           | 6,490            | 3,370          | 3,120          | 1,761                     |               | 3,345          | 1,384         |
| Quintana Roo        | 2,847            | 1,293          | 1,554          | 1,661                     | 198           | 624            | 364           |
| San Luis Potosí     | 9,737            | 4,831          | 4,906          | 1,597                     | 2,957         | 4,246          | 937           |
| Sinaloa             | 11,344           | 5,940          | 5,404          | 1,849                     | 421           | 8,705          | 369           |
| Sonora              | 6,950            | 3,403          | 3,547          | 2,471                     | 1,349         | 2,426          | 704           |
| Tabasco             | 4,105            | 1,777          | 2,328          | 1,092                     | 1,625         | 764            | 624           |
| Tamaulipas          | 8,934            | 4,673          | 4,261          | 4,019                     | 176           | 3,571          | 1,168         |
| Tlaxcala            | 2,218            | 1,232          | 986            | 564                       | 158           | 1,346          | 150           |
| Veracruz            | 14,780           | 7,002          | 7,778          | 4,509                     | 7,672         | 1,864          | 735           |
| Yucatán             | 5,653            | 2,543          | 3,110          | 1,589                     | 722           | 2,102          | 1,240         |
| Zacatecas           | 5,844            | 3,381          | 2,463          | 773                       | 1,057         | 3,750          | 264           |
| <b>Nacional</b>     | <b>305,240</b>   | <b>152,011</b> | <b>153,229</b> | <b>72,908</b>             | <b>46,081</b> | <b>149,124</b> | <b>37,127</b> |

**Alumnos por sexo, sostenimiento y entidad federativa**

| Entidad Federativa  | ALUMNOS POR SEXO |               |               | ALUMNOS POR SOSTENIMIENTO |              |              |              |
|---------------------|------------------|---------------|---------------|---------------------------|--------------|--------------|--------------|
|                     | Total            | Mujeres       | Hombres       | Federal                   | Estatal      | Autónomo     | Particular   |
| Aguascalientes      | 147              | 90            | 57            | 16                        | 19           |              | 112          |
| Baja California     | 267              | 72            | 195           | 222                       |              | 32           | 13           |
| Baja California Sur | 277              | 107           | 170           | 239                       | 38           |              |              |
| Campeche            | 365              | 161           | 204           | 171                       | 37           | 157          |              |
| Coahuila            | 1,752            | 625           | 1,127         | 932                       | 219          | 417          | 184          |
| Colima              | 340              | 160           | 180           | 198                       |              | 121          | 21           |
| Chiapas             | 241              | 107           | 134           | 110                       | 123          |              | 8            |
| Chihuahua           | 1,643            | 677           | 966           | 1,408                     | 99           | 136          |              |
| Ciudad de México    | 3,105            | 1,788         | 1,317         | 2,123                     |              | 884          | 98           |
| Durango             | 512              | 154           | 358           | 452                       | 35           | 6            | 19           |
| Guanajuato          | 875              | 320           | 555           | 511                       | 103          | 258          | 3            |
| Guerrero            | 366              | 174           | 192           | 70                        | 114          | 182          |              |
| Hidalgo             | 297              | 163           | 134           |                           | 30           | 178          | 89           |
| Jalisco             | 812              | 292           | 520           | 89                        | 386          |              | 337          |
| México              | 1,224            | 635           | 589           | 470                       | 338          | 103          | 313          |
| Michoacán           | 1,183            | 333           | 850           | 500                       | 683          |              |              |
| Morelos             | 218              | 116           | 102           |                           |              | 209          | 9            |
| Nayarit             | 677              | 265           | 412           | 464                       |              | 166          | 47           |
| Nuevo León          | 1,017            | 467           | 550           | 263                       |              | 734          | 20           |
| Oaxaca              | 806              | 288           | 518           | 627                       | 131          |              | 48           |
| Puebla              | 1,565            | 620           | 945           | 808                       | 316          |              | 441          |
| Querétaro           | 156              | 91            | 65            |                           |              | 156          |              |
| Quintana Roo        |                  |               |               |                           |              |              |              |
| San Luis Potosí     | 428              | 158           | 270           | 386                       |              | 42           |              |
| Sinaloa             | 2,508            | 1,180         | 1,328         | 765                       | 66           | 1,469        | 208          |
| Sonora              | 276              | 99            | 177           | 276                       |              |              |              |
| Tabasco             | 341              | 81            | 260           | 285                       | 56           |              |              |
| Tamaulipas          | 1,595            | 591           | 1,004         | 1,087                     | 80           | 170          | 258          |
| Tlaxcala            | 117              | 42            | 75            | 81                        | 36           |              |              |
| Veracruz            | 3,987            | 1,734         | 2,253         | 1,034                     | 936          | 2,015        | 2            |
| Yucatán             | 282              | 114           | 168           | 50                        | 34           | 157          | 41           |
| Zacatecas           | 368              | 199           | 169           |                           | 70           | 298          |              |
| <b>Nacional</b>     | <b>27,747</b>    | <b>11,903</b> | <b>15,844</b> | <b>13,637</b>             | <b>3,949</b> | <b>7,890</b> | <b>2,271</b> |

**Docentes\* por sexo, sostenimiento y entidad federativa**

| Entidad Federativa  | DOCENTES POR SEXO |                |                | DOCENTES POR SOSTENIMIENTO |               |                |                |
|---------------------|-------------------|----------------|----------------|----------------------------|---------------|----------------|----------------|
|                     | Total             | Mujeres        | Hombres        | Federal                    | Estatal       | Autónomo       | Particular     |
| Aguascalientes      | 3,941             | 1,684          | 2,257          | 280                        | 507           | 1,322          | 1,832          |
| Baja California     | 10,575            | 4,933          | 5,642          | 535                        | 306           | 5,715          | 4,019          |
| Baja California Sur | 1,801             | 827            | 974            | 163                        | 339           | 655            | 644            |
| Campeche            | 2,165             | 963            | 1,202          | 172                        | 474           | 993            | 526            |
| Coahuila            | 8,296             | 3,716          | 4,580          | 1,024                      | 859           | 2,722          | 3,691          |
| Colima              | 1,886             | 770            | 1,116          | 141                        | 97            | 1,206          | 442            |
| Chiapas             | 5,496             | 2,306          | 3,190          | 340                        | 1,325         | 1,738          | 2,093          |
| Chihuahua           | 8,550             | 3,759          | 4,791          | 982                        | 919           | 4,412          | 2,237          |
| Ciudad de México    | 60,544            | 26,513         | 34,031         | 10,803                     |               | 33,202         | 16,539         |
| Durango             | 4,355             | 1,736          | 2,619          | 509                        | 823           | 1,678          | 1,345          |
| Guanajuato          | 11,976            | 5,292          | 6,684          | 676                        | 1,766         | 2,642          | 6,892          |
| Guerrero            | 3,930             | 1,599          | 2,331          | 343                        | 677           | 1,334          | 1,576          |
| Hidalgo             | 6,037             | 2,916          | 3,121          | 310                        | 1,746         | 1,614          | 2,367          |
| Jalisco             | 20,362            | 8,474          | 11,888         | 868                        | 1,350         | 7,505          | 10,639         |
| México              | 34,655            | 16,448         | 18,207         | 664                        | 5,877         | 13,700         | 14,414         |
| Michoacán           | 9,003             | 3,830          | 5,173          | 508                        | 1,649         | 3,059          | 3,787          |
| Morelos             | 5,044             | 2,427          | 2,617          | 267                        | 639           | 1,972          | 2,166          |
| Nayarit             | 2,192             | 944            | 1,248          | 288                        | 280           | 1,109          | 515            |
| Nuevo León          | 13,738            | 5,921          | 7,817          | 360                        | 452           | 5,304          | 7,622          |
| Oaxaca              | 5,790             | 2,407          | 3,383          | 760                        | 1,225         | 1,393          | 2,412          |
| Puebla              | 13,728            | 6,519          | 7,209          | 472                        | 2,075         | 3,011          | 8,170          |
| Querétaro           | 7,262             | 3,403          | 3,859          | 378                        | 716           | 2,222          | 3,946          |
| Quintana Roo        | 3,632             | 1,592          | 2,040          | 275                        | 797           | 810            | 1,750          |
| San Luis Potosí     | 4,783             | 2,174          | 2,609          | 352                        | 747           | 1,854          | 1,830          |
| Sinaloa             | 9,140             | 4,311          | 4,829          | 542                        | 718           | 6,036          | 1,844          |
| Sonora              | 8,967             | 4,253          | 4,714          | 493                        | 1,785         | 3,906          | 2,783          |
| Tabasco             | 4,906             | 1,999          | 2,907          | 249                        | 1,280         | 2,011          | 1,366          |
| Tamaulipas          | 8,445             | 3,807          | 4,638          | 713                        | 742           | 2,634          | 4,356          |
| Tlaxcala            | 3,150             | 1,567          | 1,583          | 264                        | 377           | 1,937          | 572            |
| Veracruz            | 13,212            | 6,063          | 7,149          | 1,188                      | 2,460         | 3,945          | 5,619          |
| Yucatán             | 6,159             | 2,704          | 3,455          | 502                        | 697           | 1,280          | 3,680          |
| Zacatecas           | 3,608             | 1,532          | 2,076          | 271                        | 658           | 1,629          | 1,050          |
| <b>Nacional</b>     | <b>307,328</b>    | <b>137,389</b> | <b>169,939</b> | <b>25,692</b>              | <b>34,362</b> | <b>124,550</b> | <b>122,724</b> |

\* Conjunto de individuos adscritos a un centro de trabajo, de acuerdo a la función que realizan en el mismo. A cada uno se le considera tantas veces como en centros de trabajo esté adscrito.

## Escuelas por sostenimiento y entidad federativa

| Entidad Federativa  | ESCUELAS     |            |            |            |              |
|---------------------|--------------|------------|------------|------------|--------------|
|                     | Total        | Federal    | Estatal    | Autónomo   | Particular   |
| Aguascalientes      | 57           | 3          | 8          | 9          | 37           |
| Baja California     | 138          | 4          | 9          | 41         | 84           |
| Baja California Sur | 30           | 2          | 10         | 7          | 11           |
| Campeche            | 56           | 3          | 18         | 18         | 17           |
| Coahuila            | 164          | 4          | 21         | 49         | 90           |
| Colima              | 45           | 1          | 3          | 30         | 11           |
| Chiapas             | 174          | 6          | 45         | 34         | 89           |
| Chihuahua           | 144          | 8          | 29         | 34         | 73           |
| Ciudad de México    | 373          | 90         |            | 37         | 246          |
| Durango             | 77           | 3          | 16         | 23         | 35           |
| Guanajuato          | 204          | 7          | 31         | 14         | 152          |
| Guerrero            | 151          | 8          | 19         | 48         | 76           |
| Hidalgo             | 127          | 4          | 30         | 15         | 78           |
| Jalisco             | 233          | 9          | 26         | 23         | 175          |
| México              | 502          | 5          | 100        | 58         | 339          |
| Michoacán           | 209          | 7          | 30         | 26         | 146          |
| Morelos             | 135          | 2          | 8          | 38         | 87           |
| Nayarit             | 48           | 4          | 7          | 20         | 17           |
| Nuevo León          | 201          | 4          | 12         | 34         | 151          |
| Oaxaca              | 139          | 16         | 26         | 24         | 73           |
| Puebla              | 298          | 3          | 38         | 44         | 213          |
| Querétaro           | 89           | 3          | 9          | 17         | 60           |
| Quintana Roo        | 58           | 3          | 13         | 6          | 36           |
| San Luis Potosí     | 87           | 4          | 22         | 21         | 40           |
| Sinaloa             | 132          | 5          | 17         | 74         | 36           |
| Sonora              | 141          | 6          | 24         | 51         | 60           |
| Tabasco             | 72           | 4          | 21         | 13         | 34           |
| Tamaulipas          | 165          | 7          | 17         | 24         | 117          |
| Tlaxcala            | 55           | 3          | 6          | 12         | 34           |
| Veracruz            | 295          | 8          | 34         | 83         | 170          |
| Yucatán             | 111          | 4          | 13         | 17         | 77           |
| Zacatecas           | 63           | 3          | 15         | 25         | 20           |
| <b>Nacional</b>     | <b>4,773</b> | <b>243</b> | <b>677</b> | <b>969</b> | <b>2,884</b> |

**Instituciones por sostenimiento y entidad federativa**

| Entidad Federativa  | INSTITUCIONES |            |            |           |              |
|---------------------|---------------|------------|------------|-----------|--------------|
|                     | Total         | Federal    | Estatad    | Autónomo  | Particular   |
| Aguascalientes      | 56            | 3          | 10         | 1         | 42           |
| Baja California     | 96            | 4          | 7          | 2         | 83           |
| Baja California Sur | 20            | 2          | 5          | 1         | 12           |
| Campeche            | 40            | 3          | 11         | 2         | 24           |
| Coahuila            | 130           | 4          | 23         | 2         | 101          |
| Colima              | 36            | 1          | 3          | 1         | 31           |
| Chiapas             | 139           | 6          | 13         | 2         | 118          |
| Chihuahua           | 110           | 8          | 15         | 2         | 85           |
| Ciudad de México    | 256           | 43         |            | 3         | 210          |
| Durango             | 53            | 3          | 15         | 2         | 33           |
| Guanajuato          | 144           | 4          | 24         | 2         | 114          |
| Guerrero            | 112           | 8          | 16         | 1         | 87           |
| Hidalgo             | 98            | 4          | 22         | 1         | 71           |
| Jalisco             | 173           | 6          | 14         | 1         | 152          |
| México              | 382           | 4          | 57         | 4         | 317          |
| Michoacán           | 156           | 7          | 24         | 2         | 123          |
| Morelos             | 108           | 2          | 6          | 2         | 98           |
| Nayarit             | 72            | 4          | 8          | 1         | 59           |
| Nuevo León          | 123           | 4          | 15         | 1         | 103          |
| Oaxaca              | 102           | 12         | 18         | 2         | 70           |
| Puebla              | 257           | 3          | 39         | 1         | 214          |
| Querétaro           | 91            | 3          | 9          | 2         | 77           |
| Quintana Roo        | 78            | 3          | 11         | 1         | 63           |
| San Luis Potosí     | 60            | 4          | 12         | 1         | 43           |
| Sinaloa             | 76            | 5          | 18         | 2         | 51           |
| Sonora              | 83            | 6          | 17         | 2         | 58           |
| Tabasco             | 74            | 4          | 15         | 2         | 53           |
| Tamaulipas          | 106           | 7          | 18         | 1         | 80           |
| Tlaxcala            | 50            | 3          | 6          | 1         | 40           |
| Veracruz            | 190           | 8          | 31         | 1         | 150          |
| Yucatán             | 87            | 4          | 13         | 2         | 68           |
| Zacatecas           | 43            | 3          | 15         | 1         | 24           |
| <b>Nacional</b>     | <b>3,601</b>  | <b>185</b> | <b>510</b> | <b>52</b> | <b>2,854</b> |

# POSGRADO

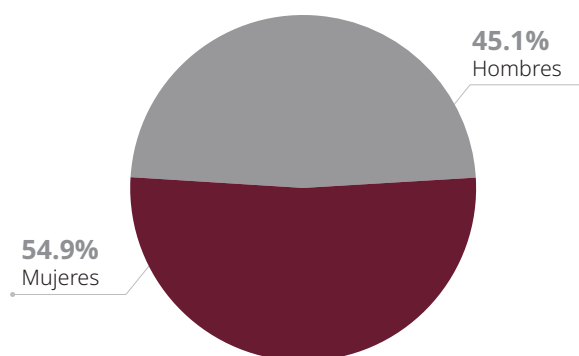


Es la última fase de la educación formal, entendiéndose por estudios de posgrado al conjunto de procesos de enseñanza-aprendizaje dirigidos a garantizar la preparación de los graduados universitarios para complementar, actualizar y profundizar en los conocimientos y habilidades que poseen, vinculados directamente al ejercicio profesional, los avances científico-técnicos y las necesidades de las entidades en que laboran. Tiene como antecedente obligatorio la licenciatura o un equivalente de ésta.

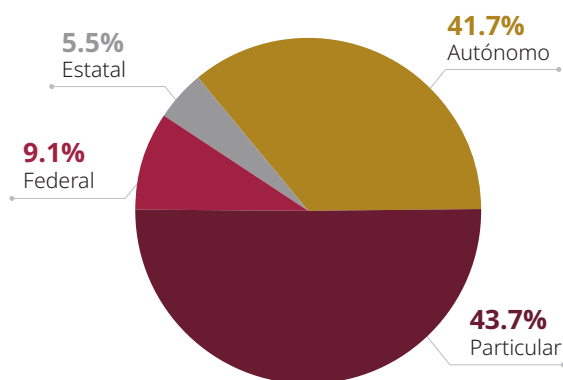
En este apartado se muestra información acerca de los grados de avance. El 9.1% de los alumnos fueron atendidos en el sostenimiento federal, 41.7% en el autónomo, 5.5% en el estatal, y en el particular 43.7%.

La matrícula total atendida fue de 242,400 alumnos por 61,456 docentes.

**Alumnos por sexo**



**Alumnos por sostenimiento**



**Alumnos por grado, docentes y escuelas por entidad federativa**

| Entidad Federativa  | ALUMNOS        |                |               |               |              |            |
|---------------------|----------------|----------------|---------------|---------------|--------------|------------|
|                     | Total          | Primero        | Segundo       | Tercero       | Cuarto       | Quinto     |
| Aguascalientes      | 2,653          | 1,402          | 940           | 268           | 43           |            |
| Baja California     | 5,969          | 3,642          | 1,977         | 258           | 92           |            |
| Baja California Sur | 745            | 300            | 281           | 97            | 60           | 7          |
| Campeche            | 1,243          | 749            | 362           | 118           | 14           |            |
| Coahuila            | 5,294          | 2,856          | 1,977         | 356           | 96           | 9          |
| Colima              | 1,122          | 528            | 394           | 165           | 30           | 5          |
| Chiapas             | 4,431          | 3,015          | 1,247         | 118           | 51           |            |
| Chihuahua           | 5,552          | 2,911          | 2,047         | 483           | 111          |            |
| Ciudad de México    | 64,416         | 31,945         | 28,806        | 2,704         | 797          | 164        |
| Durango             | 4,264          | 2,244          | 1,847         | 152           | 19           | 2          |
| Guanajuato          | 11,784         | 6,057          | 4,362         | 1,132         | 233          |            |
| Guerrero            | 2,333          | 1,411          | 835           | 64            | 23           |            |
| Hidalgo             | 4,460          | 2,634          | 1,551         | 210           | 65           |            |
| Jalisco             | 13,965         | 8,092          | 5,057         | 656           | 160          |            |
| México              | 22,327         | 11,003         | 9,602         | 1,217         | 503          | 2          |
| Michoacán           | 6,744          | 3,203          | 3,082         | 290           | 143          | 26         |
| Morelos             | 4,760          | 2,471          | 1,847         | 242           | 200          |            |
| Nayarit             | 859            | 450            | 262           | 131           | 16           |            |
| Nuevo León          | 17,191         | 8,782          | 5,938         | 1,926         | 496          | 49         |
| Oaxaca              | 2,792          | 1,394          | 980           | 314           | 104          |            |
| Puebla              | 14,591         | 8,188          | 4,957         | 1,041         | 386          | 19         |
| Querétaro           | 5,204          | 3,335          | 1,668         | 146           | 55           |            |
| Quintana Roo        | 950            | 442            | 428           | 66            | 14           |            |
| San Luis Potosí     | 2,862          | 1,114          | 1,141         | 341           | 266          |            |
| Sinaloa             | 5,861          | 2,355          | 1,850         | 1,358         | 290          | 8          |
| Sonora              | 2,879          | 1,749          | 865           | 156           | 109          |            |
| Tabasco             | 2,968          | 1,554          | 1,037         | 323           | 54           |            |
| Tamaulipas          | 7,404          | 3,904          | 2,687         | 696           | 117          |            |
| Tlaxcala            | 1,397          | 709            | 588           | 91            | 9            |            |
| Veracruz            | 7,949          | 4,727          | 2,883         | 204           | 135          |            |
| Yucatán             | 4,667          | 2,082          | 2,056         | 383           | 124          | 22         |
| Zacatecas           | 2,764          | 1,626          | 992           | 136           | 10           |            |
| <b>Nacional</b>     | <b>242,400</b> | <b>126,874</b> | <b>94,546</b> | <b>15,842</b> | <b>4,825</b> | <b>313</b> |

**Alumnos por grado, docentes y escuelas por entidad federativa**

| Entidad Federativa  | NUEVO INGRESO | EGRESADOS     | TITULADOS     | DOCENTES*     | ESCUELAS     |
|---------------------|---------------|---------------|---------------|---------------|--------------|
| Aguascalientes      | 858           | 1,085         | 647           | 565           | 38           |
| Baja California     | 1,973         | 2,234         | 1,748         | 2,134         | 88           |
| Baja California Sur | 254           | 316           | 248           | 351           | 14           |
| Campeche            | 694           | 413           | 313           | 355           | 25           |
| Coahuila            | 2,293         | 1,832         | 1,467         | 1,431         | 78           |
| Colima              | 451           | 257           | 309           | 557           | 27           |
| Chiapas             | 1,593         | 1,977         | 1,248         | 1,233         | 79           |
| Chihuahua           | 1,855         | 1,717         | 1,930         | 1,555         | 73           |
| Ciudad de México    | 26,057        | 22,592        | 18,529        | 15,154        | 355          |
| Durango             | 1,811         | 1,444         | 1,089         | 828           | 65           |
| Guanajuato          | 4,523         | 3,654         | 2,875         | 2,305         | 115          |
| Guerrero            | 1,279         | 932           | 675           | 738           | 68           |
| Hidalgo             | 1,563         | 2,268         | 1,382         | 1,451         | 65           |
| Jalisco             | 3,550         | 5,959         | 3,994         | 4,000         | 132          |
| México              | 7,156         | 7,976         | 7,055         | 5,480         | 267          |
| Michoacán           | 2,416         | 2,453         | 2,061         | 2,274         | 125          |
| Morelos             | 1,983         | 1,615         | 1,329         | 1,530         | 94           |
| Nayarit             | 149           | 368           | 180           | 241           | 20           |
| Nuevo León          | 5,674         | 4,457         | 3,362         | 3,846         | 134          |
| Oaxaca              | 1,326         | 951           | 646           | 914           | 61           |
| Puebla              | 5,202         | 5,442         | 3,645         | 3,425         | 146          |
| Querétaro           | 1,291         | 1,665         | 1,285         | 1,307         | 54           |
| Quintana Roo        | 302           | 296           | 179           | 735           | 26           |
| San Luis Potosí     | 980           | 1,146         | 920           | 688           | 33           |
| Sinaloa             | 2,237         | 1,117         | 1,095         | 788           | 51           |
| Sonora              | 1,118         | 874           | 775           | 965           | 70           |
| Tabasco             | 1,308         | 1,064         | 817           | 640           | 37           |
| Tamaulipas          | 2,547         | 3,244         | 2,701         | 887           | 75           |
| Tlaxcala            | 514           | 353           | 235           | 491           | 36           |
| Veracruz            | 3,203         | 3,036         | 2,441         | 2,130         | 184          |
| Yucatán             | 1,706         | 1,643         | 1,609         | 1,691         | 71           |
| Zacatecas           | 1,432         | 615           | 558           | 767           | 40           |
| <b>Nacional</b>     | <b>89,298</b> | <b>84,995</b> | <b>67,347</b> | <b>61,456</b> | <b>2,746</b> |

\* Conjunto de individuos adscritos a un centro de trabajo, de acuerdo a la función que realizan en el mismo. A cada uno se le considera tantas veces como en centros de trabajo esté adscrito.

**Alumnos por sexo, sostenimiento y entidad federativa**

| Entidad Federativa  | ALUMNOS POR SEXO |                |                | ALUMNOS POR SOSTENIMIENTO |               |                |                |
|---------------------|------------------|----------------|----------------|---------------------------|---------------|----------------|----------------|
|                     | Total            | Mujeres        | Hombres        | Federal                   | Estatal       | Autónomo       | Particular     |
| Aguascalientes      | 2,653            | 1,450          | 1,203          | 179                       | 207           | 930            | 1,337          |
| Baja California     | 5,969            | 3,420          | 2,549          | 949                       | 234           | 2,460          | 2,326          |
| Baja California Sur | 745              | 460            | 285            | 294                       | 28            | 199            | 224            |
| Campeche            | 1,243            | 706            | 537            | 126                       | 434           | 463            | 220            |
| Coahuila            | 5,294            | 2,988          | 2,306          | 382                       | 256           | 1,997          | 2,659          |
| Colima              | 1,122            | 557            | 565            | 46                        | 23            | 843            | 210            |
| Chiapas             | 4,431            | 2,351          | 2,080          | 310                       | 585           | 502            | 3,034          |
| Chihuahua           | 5,552            | 3,095          | 2,457          | 476                       | 717           | 3,032          | 1,327          |
| Ciudad de México    | 64,416           | 33,377         | 31,039         | 10,508                    |               | 31,902         | 22,006         |
| Durango             | 4,264            | 2,396          | 1,868          | 274                       | 492           | 1,338          | 2,160          |
| Guanajuato          | 11,784           | 6,419          | 5,365          | 869                       | 859           | 4,814          | 5,242          |
| Guerrero            | 2,333            | 1,337          | 996            | 72                        | 344           | 1,188          | 729            |
| Hidalgo             | 4,460            | 2,793          | 1,667          | 39                        | 542           | 1,132          | 2,747          |
| Jalisco             | 13,965           | 7,322          | 6,643          | 407                       | 642           | 6,861          | 6,055          |
| México              | 22,327           | 13,321         | 9,006          | 1,236                     | 1,663         | 6,673          | 12,755         |
| Michoacán           | 6,744            | 3,711          | 3,033          | 387                       | 1,037         | 2,189          | 3,131          |
| Morelos             | 4,760            | 2,689          | 2,071          | 858                       | 273           | 1,514          | 2,115          |
| Nayarit             | 859              | 460            | 399            | 60                        | 112           | 473            | 214            |
| Nuevo León          | 17,191           | 9,259          | 7,932          | 26                        | 1,085         | 4,626          | 11,454         |
| Oaxaca              | 2,792            | 1,562          | 1,230          | 412                       | 372           | 1,036          | 972            |
| Puebla              | 14,591           | 8,653          | 5,938          | 552                       | 464           | 4,223          | 9,352          |
| Querétaro           | 5,204            | 2,882          | 2,322          | 358                       | 542           | 2,896          | 1,408          |
| Quintana Roo        | 950              | 523            | 427            | 224                       | 162           | 105            | 459            |
| San Luis Potosí     | 2,862            | 1,512          | 1,350          | 317                       | 100           | 2,225          | 220            |
| Sinaloa             | 5,861            | 2,732          | 3,129          | 164                       | 100           | 5,126          | 471            |
| Sonora              | 2,879            | 1,582          | 1,297          | 414                       | 231           | 1,807          | 427            |
| Tabasco             | 2,968            | 1,589          | 1,379          | 156                       | 77            | 1,495          | 1,240          |
| Tamaulipas          | 7,404            | 4,554          | 2,850          | 439                       | 844           | 2,046          | 4,075          |
| Tlaxcala            | 1,397            | 777            | 620            | 184                       | 61            | 798            | 354            |
| Veracruz            | 7,949            | 4,539          | 3,410          | 571                       | 423           | 2,177          | 4,778          |
| Yucatán             | 4,667            | 2,556          | 2,111          | 535                       | 151           | 1,857          | 2,124          |
| Zacatecas           | 2,764            | 1,450          | 1,314          | 150                       | 180           | 2,233          | 201            |
| <b>Nacional</b>     | <b>242,400</b>   | <b>133,022</b> | <b>109,378</b> | <b>21,974</b>             | <b>13,240</b> | <b>101,160</b> | <b>106,026</b> |

**Alumnos por sexo, sostenimiento y entidad federativa**

| Entidad Federativa  | ALUMNOS POR SEXO |               |               | ALUMNOS POR SOSTENIMIENTO |              |               |               |
|---------------------|------------------|---------------|---------------|---------------------------|--------------|---------------|---------------|
|                     | Total            | Mujeres       | Hombres       | Federal                   | Estatal      | Autónomo      | Particular    |
| Aguascalientes      | 1,402            | 779           | 623           | 78                        | 128          | 386           | 810           |
| Baja California     | 3,642            | 2,166         | 1,476         | 285                       | 123          | 1,759         | 1,475         |
| Baja California Sur | 300              | 188           | 112           | 111                       |              | 82            | 107           |
| Campeche            | 749              | 442           | 307           | 80                        | 346          | 199           | 124           |
| Coahuila            | 2,856            | 1,641         | 1,215         | 158                       | 222          | 793           | 1,683         |
| Colima              | 528              | 263           | 265           | 18                        | 23           | 353           | 134           |
| Chiapas             | 3,015            | 1,570         | 1,445         | 113                       | 325          | 275           | 2,302         |
| Chihuahua           | 2,911            | 1,640         | 1,271         | 181                       | 361          | 1,574         | 795           |
| Ciudad de México    | 31,945           | 16,695        | 15,250        | 5,287                     |              | 12,988        | 13,670        |
| Durango             | 2,244            | 1,263         | 981           | 67                        | 231          | 897           | 1,049         |
| Guanajuato          | 6,057            | 3,418         | 2,639         | 381                       | 617          | 1,991         | 3,068         |
| Guerrero            | 1,411            | 812           | 599           | 50                        | 252          | 666           | 443           |
| Hidalgo             | 2,634            | 1,605         | 1,029         | 29                        | 283          | 677           | 1,645         |
| Jalisco             | 8,092            | 4,229         | 3,863         | 150                       | 364          | 4,464         | 3,114         |
| México              | 11,003           | 6,528         | 4,475         | 388                       | 765          | 2,933         | 6,917         |
| Michoacán           | 3,203            | 1,744         | 1,459         | 137                       | 459          | 1,226         | 1,381         |
| Morelos             | 2,471            | 1,469         | 1,002         | 327                       | 100          | 621           | 1,423         |
| Nayarit             | 450              | 231           | 219           | 20                        | 45           | 200           | 185           |
| Nuevo León          | 8,782            | 4,794         | 3,988         | 15                        | 538          | 2,020         | 6,209         |
| Oaxaca              | 1,394            | 782           | 612           | 144                       | 216          | 446           | 588           |
| Puebla              | 8,188            | 5,015         | 3,173         | 188                       | 217          | 2,136         | 5,647         |
| Querétaro           | 3,335            | 1,874         | 1,461         | 193                       | 234          | 2,128         | 780           |
| Quintana Roo        | 442              | 253           | 189           | 68                        | 92           | 69            | 213           |
| San Luis Potosí     | 1,114            | 602           | 512           | 117                       | 32           | 807           | 158           |
| Sinaloa             | 2,355            | 1,043         | 1,312         | 116                       | 67           | 1,837         | 335           |
| Sonora              | 1,749            | 948           | 801           | 152                       | 101          | 1,215         | 281           |
| Tabasco             | 1,554            | 844           | 710           | 68                        | 47           | 653           | 786           |
| Tamaulipas          | 3,904            | 2,523         | 1,381         | 195                       | 514          | 874           | 2,321         |
| Tlaxcala            | 709              | 390           | 319           | 84                        | 33           | 397           | 195           |
| Veracruz            | 4,727            | 2,656         | 2,071         | 222                       | 195          | 1,712         | 2,598         |
| Yucatán             | 2,082            | 1,171         | 911           | 158                       | 114          | 650           | 1,160         |
| Zacatecas           | 1,626            | 859           | 767           | 74                        | 96           | 1,360         | 96            |
| <b>Nacional</b>     | <b>126,874</b>   | <b>70,437</b> | <b>56,437</b> | <b>9,654</b>              | <b>7,140</b> | <b>48,388</b> | <b>61,692</b> |

**Alumnos por sexo, sostenimiento y entidad federativa**

| Entidad Federativa  | ALUMNOS POR SEXO |               |               | ALUMNOS POR SOSTENIMIENTO |              |               |               |
|---------------------|------------------|---------------|---------------|---------------------------|--------------|---------------|---------------|
|                     | Total            | Mujeres       | Hombres       | Federal                   | Estatal      | Autónomo      | Particular    |
| Aguascalientes      | 940              | 520           | 420           | 95                        | 70           | 266           | 509           |
| Baja California     | 1,977            | 1,107         | 870           | 493                       | 101          | 534           | 849           |
| Baja California Sur | 281              | 170           | 111           | 99                        | 7            | 73            | 102           |
| Campeche            | 362              | 194           | 168           | 40                        | 88           | 138           | 96            |
| Coahuila            | 1,977            | 1,090         | 887           | 141                       | 34           | 928           | 874           |
| Colima              | 394              | 201           | 193           | 28                        |              | 294           | 72            |
| Chiapas             | 1,247            | 684           | 563           | 129                       | 249          | 168           | 701           |
| Chihuahua           | 2,047            | 1,179         | 868           | 225                       | 330          | 985           | 507           |
| Ciudad de México    | 28,806           | 14,963        | 13,843        | 3,562                     |              | 17,561        | 7,683         |
| Durango             | 1,847            | 1,036         | 811           | 171                       | 230          | 400           | 1,046         |
| Guanajuato          | 4,362            | 2,370         | 1,992         | 339                       | 221          | 1,667         | 2,135         |
| Guerrero            | 835              | 483           | 352           | 22                        | 87           | 440           | 286           |
| Hidalgo             | 1,551            | 1,029         | 522           | 7                         | 226          | 346           | 972           |
| Jalisco             | 5,057            | 2,705         | 2,352         | 149                       | 228          | 2,041         | 2,639         |
| México              | 9,602            | 5,931         | 3,671         | 555                       | 879          | 2,515         | 5,653         |
| Michoacán           | 3,082            | 1,757         | 1,325         | 123                       | 529          | 804           | 1,626         |
| Morelos             | 1,847            | 1,001         | 846           | 359                       | 173          | 639           | 676           |
| Nayarit             | 262              | 149           | 113           | 29                        | 67           | 137           | 29            |
| Nuevo León          | 5,938            | 3,252         | 2,686         | 11                        | 506          | 1,883         | 3,538         |
| Oaxaca              | 980              | 546           | 434           | 166                       | 154          | 289           | 371           |
| Puebla              | 4,957            | 2,933         | 2,024         | 200                       | 214          | 1,150         | 3,393         |
| Querétaro           | 1,668            | 916           | 752           | 109                       | 308          | 645           | 606           |
| Quintana Roo        | 428              | 228           | 200           | 144                       | 70           | 32            | 182           |
| San Luis Potosí     | 1,141            | 601           | 540           | 109                       | 68           | 902           | 62            |
| Sinaloa             | 1,850            | 912           | 938           | 45                        | 33           | 1,678         | 94            |
| Sonora              | 865              | 488           | 377           | 174                       | 99           | 459           | 133           |
| Tabasco             | 1,037            | 569           | 468           | 56                        | 30           | 512           | 439           |
| Tamaulipas          | 2,687            | 1,640         | 1,047         | 156                       | 316          | 648           | 1,567         |
| Tlaxcala            | 588              | 330           | 258           | 75                        | 28           | 337           | 148           |
| Veracruz            | 2,883            | 1,707         | 1,176         | 255                       | 186          | 299           | 2,143         |
| Yucatán             | 2,056            | 1,139         | 917           | 209                       | 37           | 905           | 905           |
| Zacatecas           | 992              | 509           | 483           | 76                        | 84           | 738           | 94            |
| <b>Nacional</b>     | <b>94,546</b>    | <b>52,339</b> | <b>42,207</b> | <b>8,351</b>              | <b>5,652</b> | <b>40,413</b> | <b>40,130</b> |

**Alumnos por sexo, sostenimiento y entidad federativa**

| Entidad Federativa  | ALUMNOS POR SEXO |              |              | ALUMNOS POR SOSTENIMIENTO |            |              |              |
|---------------------|------------------|--------------|--------------|---------------------------|------------|--------------|--------------|
|                     | Total            | Mujeres      | Hombres      | Federal                   | Estatal    | Autónomo     | Particular   |
| Aguascalientes      | 268              | 130          | 138          | 1                         | 9          | 240          | 18           |
| Baja California     | 258              | 118          | 140          | 103                       | 10         | 143          | 2            |
| Baja California Sur | 97               | 61           | 36           | 38                        | 21         | 23           | 15           |
| Campeche            | 118              | 64           | 54           | 2                         |            | 116          |              |
| Coahuila            | 356              | 204          | 152          | 37                        |            | 217          | 102          |
| Colima              | 165              | 81           | 84           |                           |            | 161          | 4            |
| Chiapas             | 118              | 65           | 53           | 39                        |            | 58           | 21           |
| Chihuahua           | 483              | 234          | 249          | 37                        | 26         | 395          | 25           |
| Ciudad de México    | 2,704            | 1,294        | 1,410        | 911                       |            | 1,293        | 500          |
| Durango             | 152              | 87           | 65           | 22                        | 29         | 36           | 65           |
| Guanajuato          | 1,132            | 550          | 582          | 57                        | 21         | 1,022        | 32           |
| Guerrero            | 64               | 27           | 37           |                           | 5          | 59           |              |
| Hidalgo             | 210              | 133          | 77           | 1                         | 33         | 63           | 113          |
| Jalisco             | 656              | 324          | 332          | 61                        | 35         | 274          | 286          |
| México              | 1,217            | 646          | 571          | 115                       | 19         | 912          | 171          |
| Michoacán           | 290              | 140          | 150          | 55                        | 49         | 81           | 105          |
| Morelos             | 242              | 126          | 116          | 72                        |            | 154          | 16           |
| Nayarit             | 131              | 72           | 59           | 11                        |            | 120          |              |
| Nuevo León          | 1,926            | 983          | 943          |                           | 41         | 508          | 1,377        |
| Oaxaca              | 314              | 173          | 141          | 34                        | 2          | 265          | 13           |
| Puebla              | 1,041            | 526          | 515          | 59                        | 33         | 681          | 268          |
| Querétaro           | 146              | 69           | 77           | 36                        |            | 88           | 22           |
| Quintana Roo        | 66               | 37           | 29           | 9                         |            | 4            | 53           |
| San Luis Potosí     | 341              | 174          | 167          | 43                        |            | 298          |              |
| Sinaloa             | 1,358            | 659          | 699          | 3                         |            | 1,331        | 24           |
| Sonora              | 156              | 89           | 67           | 36                        | 14         | 93           | 13           |
| Tabasco             | 323              | 154          | 169          | 12                        |            | 296          | 15           |
| Tamaulipas          | 696              | 348          | 348          | 52                        | 14         | 445          | 185          |
| Tlaxcala            | 91               | 53           | 38           | 17                        |            | 63           | 11           |
| Veracruz            | 204              | 106          | 98           | 37                        | 26         | 110          | 31           |
| Yucatán             | 383              | 198          | 185          | 54                        |            | 271          | 58           |
| Zacatecas           | 136              | 78           | 58           |                           |            | 125          | 11           |
| <b>Nacional</b>     | <b>15,842</b>    | <b>8,003</b> | <b>7,839</b> | <b>1,954</b>              | <b>387</b> | <b>9,945</b> | <b>3,556</b> |

**Alumnos por sexo, sostenimiento y entidad federativa**

| Entidad Federativa  | ALUMNOS POR SEXO |              |              | ALUMNOS POR SOSTENIMIENTO |           |              |            |
|---------------------|------------------|--------------|--------------|---------------------------|-----------|--------------|------------|
|                     | Total            | Mujeres      | Hombres      | Federal                   | Estatal   | Autónomo     | Particular |
| Aguascalientes      | 43               | 21           | 22           | 5                         |           | 38           |            |
| Baja California     | 92               | 29           | 63           | 68                        |           | 24           |            |
| Baja California Sur | 60               | 38           | 22           | 39                        |           | 21           |            |
| Campeche            | 14               | 6            | 8            | 4                         |           | 10           |            |
| Coahuila            | 96               | 47           | 49           | 46                        |           | 50           |            |
| Colima              | 30               | 10           | 20           |                           |           | 30           |            |
| Chiapas             | 51               | 32           | 19           | 29                        | 11        | 1            | 10         |
| Chihuahua           | 111              | 42           | 69           | 33                        |           | 78           |            |
| Ciudad de México    | 797              | 353          | 444          | 627                       |           | 35           | 135        |
| Durango             | 19               | 8            | 11           | 12                        | 2         | 5            |            |
| Guanajuato          | 233              | 81           | 152          | 92                        |           | 134          | 7          |
| Guerrero            | 23               | 15           | 8            |                           |           | 23           |            |
| Hidalgo             | 65               | 26           | 39           | 2                         |           | 46           | 17         |
| Jalisco             | 160              | 64           | 96           | 47                        | 15        | 82           | 16         |
| México              | 503              | 216          | 287          | 178                       |           | 311          | 14         |
| Michoacán           | 143              | 57           | 86           | 64                        |           | 78           | 1          |
| Morelos             | 200              | 93           | 107          | 100                       |           | 100          |            |
| Nayarit             | 16               | 8            | 8            |                           |           | 16           |            |
| Nuevo León          | 496              | 210          | 286          |                           |           | 187          | 309        |
| Oaxaca              | 104              | 61           | 43           | 68                        |           | 36           |            |
| Puebla              | 386              | 170          | 216          | 101                       |           | 256          | 29         |
| Querétaro           | 55               | 23           | 32           | 20                        |           | 35           |            |
| Quintana Roo        | 14               | 5            | 9            | 3                         |           |              | 11         |
| San Luis Potosí     | 266              | 135          | 131          | 48                        |           | 218          |            |
| Sinaloa             | 290              | 113          | 177          |                           |           | 280          | 10         |
| Sonora              | 109              | 57           | 52           | 52                        | 17        | 40           |            |
| Tabasco             | 54               | 22           | 32           | 20                        |           | 34           |            |
| Tamaulipas          | 117              | 43           | 74           | 36                        |           | 79           | 2          |
| Tlaxcala            | 9                | 4            | 5            | 8                         |           | 1            |            |
| Veracruz            | 135              | 70           | 65           | 57                        | 16        | 56           | 6          |
| Yucatán             | 124              | 38           | 86           | 92                        |           | 31           | 1          |
| Zacatecas           | 10               | 4            | 6            |                           |           | 10           |            |
| <b>Nacional</b>     | <b>4,825</b>     | <b>2,101</b> | <b>2,724</b> | <b>1,851</b>              | <b>61</b> | <b>2,345</b> | <b>568</b> |

**Alumnos por sexo, sostenimiento y entidad federativa**

| Entidad Federativa  | ALUMNOS POR SEXO |            |            | ALUMNOS POR SOSTENIMIENTO |         |           |            |
|---------------------|------------------|------------|------------|---------------------------|---------|-----------|------------|
|                     | Total            | Mujeres    | Hombres    | Federal                   | Estatal | Autónomo  | Particular |
| Aguascalientes      |                  |            |            |                           |         |           |            |
| Baja California     |                  |            |            |                           |         |           |            |
| Baja California Sur | 7                | 3          | 4          | 7                         |         |           |            |
| Campeche            |                  |            |            |                           |         |           |            |
| Coahuila            | 9                | 6          | 3          |                           |         | 9         |            |
| Colima              | 5                | 2          | 3          |                           |         | 5         |            |
| Chiapas             |                  |            |            |                           |         |           |            |
| Chihuahua           |                  |            |            |                           |         |           |            |
| Ciudad de México    | 164              | 72         | 92         | 121                       |         | 25        | 18         |
| Durango             | 2                | 2          |            | 2                         |         |           |            |
| Guanajuato          |                  |            |            |                           |         |           |            |
| Guerrero            |                  |            |            |                           |         |           |            |
| Hidalgo             |                  |            |            |                           |         |           |            |
| Jalisco             |                  |            |            |                           |         |           |            |
| México              | 2                |            | 2          |                           |         | 2         |            |
| Michoacán           | 26               | 13         | 13         | 8                         |         |           | 18         |
| Morelos             |                  |            |            |                           |         |           |            |
| Nayarit             |                  |            |            |                           |         |           |            |
| Nuevo León          | 49               | 20         | 29         |                           |         | 28        | 21         |
| Oaxaca              |                  |            |            |                           |         |           |            |
| Puebla              | 19               | 9          | 10         | 4                         |         |           | 15         |
| Querétaro           |                  |            |            |                           |         |           |            |
| Quintana Roo        |                  |            |            |                           |         |           |            |
| San Luis Potosí     |                  |            |            |                           |         |           |            |
| Sinaloa             | 8                | 5          | 3          |                           |         |           | 8          |
| Sonora              |                  |            |            |                           |         |           |            |
| Tabasco             |                  |            |            |                           |         |           |            |
| Tamaulipas          |                  |            |            |                           |         |           |            |
| Tlaxcala            |                  |            |            |                           |         |           |            |
| Veracruz            |                  |            |            |                           |         |           |            |
| Yucatán             | 22               | 10         | 12         | 22                        |         |           |            |
| Zacatecas           |                  |            |            |                           |         |           |            |
| <b>Nacional</b>     | <b>313</b>       | <b>142</b> | <b>171</b> | <b>164</b>                |         | <b>69</b> | <b>80</b>  |

**Docentes\* por sexo, sostenimiento y entidad federativa**

| Entidad Federativa  | DOCENTES POR SEXO |               |               | DOCENTES POR SOSTENIMIENTO |              |               |               |
|---------------------|-------------------|---------------|---------------|----------------------------|--------------|---------------|---------------|
|                     | Total             | Mujeres       | Hombres       | Federal                    | Estatal      | Autónomo      | Particular    |
| Aguascalientes      | 565               | 215           | 350           | 56                         | 90           | 23            | 396           |
| Baja California     | 2,134             | 974           | 1,160         | 410                        | 41           | 642           | 1,041         |
| Baja California Sur | 351               | 127           | 224           | 225                        | 9            | 23            | 94            |
| Campeche            | 355               | 138           | 217           | 68                         | 30           | 93            | 164           |
| Coahuila            | 1,431             | 502           | 929           | 145                        | 92           | 889           | 305           |
| Colima              | 557               | 181           | 376           | 17                         | 16           | 460           | 64            |
| Chiapas             | 1,233             | 452           | 781           | 101                        | 312          | 225           | 595           |
| Chihuahua           | 1,555             | 624           | 931           | 303                        | 122          | 852           | 278           |
| Ciudad de México    | 15,154            | 6,414         | 8,740         | 3,561                      |              | 5,521         | 6,072         |
| Durango             | 828               | 322           | 506           | 84                         | 161          | 219           | 364           |
| Guanajuato          | 2,305             | 891           | 1,414         | 281                        | 190          | 601           | 1,233         |
| Guerrero            | 738               | 293           | 445           | 100                        | 150          | 304           | 184           |
| Hidalgo             | 1,451             | 704           | 747           | 12                         | 165          | 641           | 633           |
| Jalisco             | 4,000             | 1,685         | 2,315         | 208                        | 181          | 1,931         | 1,680         |
| México              | 5,480             | 2,306         | 3,174         | 347                        | 426          | 1,574         | 3,133         |
| Michoacán           | 2,274             | 920           | 1,354         | 176                        | 301          | 1,090         | 707           |
| Morelos             | 1,530             | 781           | 749           | 383                        | 21           | 523           | 603           |
| Nayarit             | 241               | 108           | 133           | 12                         | 25           | 94            | 110           |
| Nuevo León          | 3,846             | 1,452         | 2,394         | 9                          | 179          | 1,485         | 2,173         |
| Oaxaca              | 914               | 368           | 546           | 221                        | 225          | 214           | 254           |
| Puebla              | 3,425             | 1,592         | 1,833         | 252                        | 119          | 706           | 2,348         |
| Querétaro           | 1,307             | 529           | 778           | 202                        | 140          | 640           | 325           |
| Quintana Roo        | 735               | 309           | 426           | 69                         | 53           | 292           | 321           |
| San Luis Potosí     | 688               | 272           | 416           | 188                        | 15           | 407           | 78            |
| Sinaloa             | 788               | 334           | 454           | 66                         | 40           | 575           | 107           |
| Sonora              | 965               | 377           | 588           | 157                        | 92           | 503           | 213           |
| Tabasco             | 640               | 265           | 375           | 80                         | 12           | 320           | 228           |
| Tamaulipas          | 887               | 372           | 515           | 103                        | 105          | 285           | 394           |
| Tlaxcala            | 491               | 214           | 277           | 104                        | 41           | 220           | 126           |
| Veracruz            | 2,130             | 958           | 1,172         | 312                        | 93           | 740           | 985           |
| Yucatán             | 1,691             | 747           | 944           | 179                        | 37           | 594           | 881           |
| Zacatecas           | 767               | 324           | 443           | 41                         | 14           | 596           | 116           |
| <b>Nacional</b>     | <b>61,456</b>     | <b>25,750</b> | <b>35,706</b> | <b>8,472</b>               | <b>3,497</b> | <b>23,282</b> | <b>26,205</b> |

\* Conjunto de individuos adscritos a un centro de trabajo, de acuerdo a la función que realizan en el mismo. A cada uno se le considera tantas veces como en centros de trabajo esté adscrito.

## Escuelas por sostenimiento y entidad federativa

| Entidad Federativa  | ESCUELAS     |            |            |            |              |
|---------------------|--------------|------------|------------|------------|--------------|
|                     | Total        | Federal    | Estatad    | Autónomo   | Particular   |
| Aguascalientes      | 38           | 3          | 8          | 7          | 20           |
| Baja California     | 88           | 9          | 5          | 38         | 36           |
| Baja California Sur | 14           | 4          | 1          | 3          | 6            |
| Campeche            | 25           | 3          | 4          | 13         | 5            |
| Coahuila            | 78           | 6          | 6          | 37         | 29           |
| Colima              | 27           | 1          | 1          | 21         | 4            |
| Chiapas             | 79           | 3          | 18         | 17         | 41           |
| Chihuahua           | 73           | 7          | 16         | 23         | 27           |
| Ciudad de México    | 355          | 87         |            | 67         | 201          |
| Durango             | 65           | 3          | 8          | 18         | 36           |
| Guanajuato          | 115          | 6          | 12         | 15         | 82           |
| Guerrero            | 68           | 2          | 8          | 29         | 29           |
| Hidalgo             | 65           | 2          | 16         | 7          | 40           |
| Jalisco             | 132          | 5          | 9          | 16         | 102          |
| México              | 267          | 11         | 36         | 48         | 172          |
| Michoacán           | 125          | 10         | 15         | 31         | 69           |
| Morelos             | 94           | 5          | 4          | 30         | 55           |
| Nayarit             | 20           | 1          | 2          | 12         | 5            |
| Nuevo León          | 134          | 1          | 12         | 25         | 96           |
| Oaxaca              | 61           | 6          | 11         | 14         | 30           |
| Puebla              | 146          | 3          | 14         | 29         | 100          |
| Querétaro           | 54           | 7          | 10         | 10         | 27           |
| Quintana Roo        | 26           | 5          | 6          | 2          | 13           |
| San Luis Potosí     | 33           | 4          | 2          | 17         | 10           |
| Sinaloa             | 51           | 3          | 4          | 37         | 7            |
| Sonora              | 70           | 5          | 8          | 40         | 17           |
| Tabasco             | 37           | 3          | 4          | 11         | 19           |
| Tamaulipas          | 75           | 7          | 10         | 22         | 36           |
| Tlaxcala            | 36           | 3          | 3          | 17         | 13           |
| Veracruz            | 184          | 7          | 13         | 90         | 74           |
| Yucatán             | 71           | 5          | 6          | 15         | 45           |
| Zacatecas           | 40           | 2          | 3          | 26         | 9            |
| <b>Nacional</b>     | <b>2 746</b> | <b>229</b> | <b>275</b> | <b>787</b> | <b>1 455</b> |

**Instituciones por sostenimiento y entidad federativa**

| Entidad Federativa  | INSTITUCIONES |            |            |           |              |
|---------------------|---------------|------------|------------|-----------|--------------|
|                     | Total         | Federal    | Estatad    | Autónomo  | Particular   |
| Aguascalientes      | 44            | 3          | 9          | 1         | 31           |
| Baja California     | 68            | 6          | 7          | 2         | 53           |
| Baja California Sur | 15            | 4          | 3          | 1         | 7            |
| Campeche            | 31            | 3          | 8          | 2         | 18           |
| Coahuila            | 62            | 6          | 11         | 2         | 43           |
| Colima              | 23            | 1          | 1          | 1         | 20           |
| Chiapas             | 105           | 2          | 8          | 2         | 93           |
| Chihuahua           | 55            | 7          | 7          | 2         | 39           |
| Ciudad de México    | 222           | 30         | 0          | 3         | 189          |
| Durango             | 50            | 3          | 8          | 2         | 37           |
| Guanajuato          | 92            | 6          | 16         | 3         | 67           |
| Guerrero            | 66            | 2          | 9          | 1         | 54           |
| Hidalgo             | 62            | 2          | 12         | 1         | 47           |
| Jalisco             | 135           | 6          | 15         | 1         | 113          |
| México              | 234           | 4          | 31         | 4         | 195          |
| Michoacán           | 94            | 4          | 18         | 2         | 70           |
| Morelos             | 76            | 5          | 4          | 2         | 65           |
| Nayarit             | 47            | 1          | 4          | 1         | 41           |
| Nuevo León          | 104           | 1          | 13         | 1         | 89           |
| Oaxaca              | 59            | 6          | 9          | 2         | 42           |
| Puebla              | 176           | 3          | 18         | 1         | 154          |
| Querétaro           | 57            | 7          | 10         | 2         | 38           |
| Quintana Roo        | 49            | 5          | 4          | 1         | 39           |
| San Luis Potosí     | 31            | 4          | 4          | 1         | 22           |
| Sinaloa             | 51            | 3          | 10         | 2         | 36           |
| Sonora              | 48            | 5          | 7          | 2         | 34           |
| Tabasco             | 45            | 3          | 5          | 1         | 36           |
| Tamaulipas          | 63            | 7          | 12         | 1         | 43           |
| Tlaxcala            | 27            | 3          | 3          | 1         | 20           |
| Veracruz            | 129           | 7          | 18         | 1         | 103          |
| Yucatán             | 57            | 5          | 7          | 2         | 43           |
| Zacatecas           | 35            | 2          | 6          | 1         | 26           |
| <b>Nacional</b>     | <b>2,412</b>  | <b>156</b> | <b>297</b> | <b>52</b> | <b>1,907</b> |

# **EDUCACIÓN ESPECIAL**

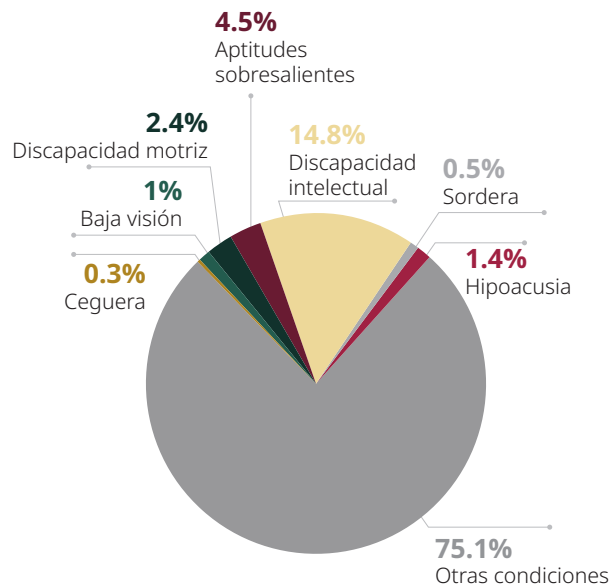


En este capítulo se presenta información que corresponde a los servicios de Educación Especial, que de acuerdo a los artículos 1 y 12 de la Ley General para la Inclusión de las Personas con Discapacidad, está destinada a individuos con discapacidades transitorias o definitivas, así como a aquellos con aptitudes sobresalientes. Atenderá a los educandos de manera adecuada a sus propias condiciones, con equidad social incluyente y con perspectiva de género.

En el ciclo 2023-2024 se atendió a una población de 663,171 alumnos. La educación especial proporciona servicios en dos instituciones regulares principalmente del sistema escolarizado: Unidades de Servicios de Apoyo a la Educación Regular (USAER) y los Centros de Atención Múltiple (CAM).

Se presentan en forma separada tomando en cuenta las características y la naturaleza que los diferencia de la educación del sistema escolarizado.

**Población atendida por área**



**Educación Especial**


| Concepto                                       | 2021-2022      | 2022-2023      | 2023-2024      |
|--|----------------|----------------|----------------|
| <b>ALUMNOS</b>                                 |                |                |                |
| <b>Población atendida<sup>1</sup></b>          | <b>587,099</b> | <b>644,941</b> | <b>673,120</b> |
| <b>Población atendida por área<sup>2</sup></b> | <b>570,957</b> | <b>634,091</b> | <b>663,171</b> |
| Ceguera  | 2,071          | 2,121          | 2,111          |
| Baja Visión                                    | 6,096          | 6,818          | 6,697          |
| Sordera  | 3,429          | 3,496          | 3,266          |
| Hipoacusia                                     | 8,441          | 8,781          | 9,095          |
| Discapacidad Motriz                            | 15,747         | 15,967         | 15,729         |
| Discapacidad Intelectual                       | 92,711         | 94,091         | 98,205         |
| Aptitudes Sobresalientes                       | 14,037         | 20,061         | 29,917         |
| Otras Condiciones                              | 428,425        | 482,756        | 498,151        |
| <b>Población atendida por sostenimiento</b>    | <b>587,099</b> | <b>644,941</b> | <b>673,120</b> |
| Público  | 584,942        | 642,838        | 670,926        |
| Privado  | 2,157          | 2,103          | 2,194          |
| <b>ESCUELAS</b>                                |                |                |                |
| <b>Total</b>                                   | <b>6,402</b>   | <b>6,434</b>   | <b>6,486</b>   |
| CAM  | 1,663          | 1,666          | 1,676          |
| USAER  | 4,739          | 4,768          | 4,810          |

<sup>1/</sup> La población atendida total incluye a los alumnos que presentan necesidades educativas especiales, temporales o permanentes que puedan o no estar asociadas a una discapacidad o a aptitudes sobresalientes.

<sup>2/</sup> La población atendida por área sólo incluye a los alumnos que presentan alguna discapacidad o aptitudes sobresalientes.

Fuente: Sistema de Estadísticas Continuas de Educación del Formato 911, DGPPyEE, SEP.

# **INDICADORES EDUCATIVOS INTERNACIONALES**



México publica anualmente la información estadística del sector educativo, esta información tiene como objetivo establecer indicadores y estadísticas comparables a nivel internacional, en el ámbito de las necesidades educativas especiales. Dicho estudio es llevado a cabo de manera conjunta por la Organización para la Cooperación y el Desarrollo Económicos (OCDE), el Instituto de Estadística de la UNESCO y la Oficina Estadística de la Unión Europea (EUROSTAT).

La OCDE y la UNESCO elaboran anualmente las publicaciones: Education at a Glance Indicators y Global Education Digest, respectivamente.

Es notable el esfuerzo realizado por los países para contar con información actual de sus sistemas educativos, sin embargo, este esfuerzo se obtiene con distintos tiempos de respuesta.

Con el fin de proporcionar el tiempo necesario y lograr información suficiente y comparable a nivel internacional, los datos que se publican corresponden a dos años anteriores al que se está cursando.

En esta sección se presentan algunos cuadros comparativos con datos obtenidos de las publicaciones de la OCDE y de la UNESCO, con los cuales se pretende dar una idea de la posición que ocupa México en el contexto educativo internacional, con base en indicadores tales como: tasas de matriculación, logro educativo, tasa de graduación, gasto en educación, servicios básicos, infraestructura y equipamiento escolar.

## Logro educativo y tasa de graduación

| Mexico comparado con selección de países OCDE | Logro educativo %   |           |           | Tasa de graduación <sup>2/</sup> menores de 25 años % |           |
|---|---|-----------|-----------|---|-----------|
|   | Adultos <sup>1/</sup> que lograron terminar Educación Media Superior (CINE 3) |           |           | Educación Media Superior (CINE 3)                     |           |
|   | 2020  | 2021      | 2022      | 2020  | 2021      |
| Chile   | 42  | 41        | 41        | 92  | 90        |
| República Checa                               | 69  | 68        | 68        | 98  | 98        |
| Finlandia                                     | 42  | 45        | 45        | 86  | 85        |
| Italia  | 42  | 41        | 41        | 95  | 94        |
| Japón   | 47  | 44        | 44        | n.d.  | n.d.      |
| Corea   | 39  | 39        | 38        | 100   | 100       |
| Luxemburgo                                    | 21  | 28        | 28        | 93  | 94        |
| <b>México</b>                                 | <b>22</b>   | <b>22</b> | <b>23</b> | <b>99</b>   | <b>99</b> |
| España  | 23  | 23        | 23        | 89  | 88        |
| Suiza   | 44  | 42        | 41        | 91  | 91        |
| Turquía                                       | 20  | 20        | 22        | 88  | 74        |
| Estados Unidos                                | 42  | 41        | 42        | 100   | 100       |

1/ Población de 25 a 64 años.

2/ A partir de 2020 se reportan graduados menores de 25 años.

n.d. No disponible.

CINE: Clasificación Internacional Normalizada de la Educación.

Fuente: OCDE, Education at a Glance 2023, OECD Indicators. Francia. 2023.

OECD. Dataset: Profile of graduates and new entrants.

| Mexico comparado con selección de países OCDE | Tasa de graduación de menores de 30 años de educación superior (%) |           |  |           |
|---|--|-----------|--|-----------|
|   | Educación Superior Técnica <sup>2/</sup> (CINE 5)                  |           | Educación Superior Licenciatura (CINE 6) |           |
|   | 2020   | 2021      | 2020                                     | 2021      |
| Chile   | 69   | 70        | 77                                       | 78        |
| República Checa                               | 88   | 90        | 86                                       | 87        |
| Finlandia                                     | n.d.   | n.d.      | 75                                       | 75        |
| Italia  | 90   | 91        | 90                                       | 88        |
| Japón   | n.d.   | n.d.      | 99                                       | 99        |
| Corea   | n.d.   | n.d.      | n.d.                                     | n.d.      |
| Luxemburgo                                    | 96   | 96        | 94                                       | 92        |
| <b>México</b>                                 | <b>95</b>  | <b>96</b> | <b>90</b>                                | <b>89</b> |
| España  | 83   | 83        | 91                                       | 90        |
| Suiza   | 35   | 35        | 78                                       | 76        |
| Turquía                                       | 69   | 70        | 80                                       | 80        |
| Estados Unidos                                | n.d.   | n.d.      | n.d.                                     | n.d.      |

1/ Educación superior técnica se refiere al Técnico Superior Universitario.

n.d. No disponible.

CINE: Clasificación Internacional Normalizada de la Educación.

Fuente: OCDE, Dataset: Profile of graduates and new entrants.

## Tasa de matriculación

| Mexico comparado<br>con selección de<br>países OCDE | Tasa de matriculación (%) |           |                        |           |
|---|---------------------------|-----------|------------------------|-----------|
|   | 3 - 5 años<br>de edad     |           | 6 - 14 años<br>de edad |           |
|   | 2020                      | 2021      | 2020                   | 2021      |
| Chile   | 77                        | 74        | 98                     | 98        |
| República Checa                                     | 86                        | 84        | 98                     | 98        |
| Finlandia   | 88                        | 88        | 98                     | 98        |
| Italia  | 95                        | 91        | 99                     | 98        |
| Japón   | 95                        | 95        | 100                    | 100       |
| Corea   | 94                        | 96        | 99                     | 99        |
| Luxemburgo  | 89                        | 89        | 99                     | 98        |
| <b>México</b>                                       | <b>80</b>                 | <b>74</b> | <b>99</b>              | <b>99</b> |
| España  | 97                        | 96        | 98                     | 98        |
| Suiza   | 50                        | 50        | 100                    | 100       |
| Turquía   | 42                        | 32        | 100                    | 100       |
| Estados Unidos                                      | 66                        | 55        | 100                    | 99        |

Fuente: OCDE, Education at a Glance 2023, OECD Indicators.  
Francia. 2023.  
OCDE, Dataset: Enrolment rates by age.

| Mexico comparado<br>con selección de<br>países OCDE | Tasa de matriculación (%) |           |                         |           |                         |          |
|---|---------------------------|-----------|-------------------------|-----------|-------------------------|----------|
|   | 15 - 19 años<br>de edad   |           | 20 - 24 años<br>de edad |           | 25 - 29 años<br>de edad |          |
|   | 2020                      | 2021      | 2020                    | 2021      | 2020                    | 2021     |
| Chile   | 82                        | 83        | 42                      | 44        | 13                      | 15       |
| República Checa                                     | 90                        | 91        | 43                      | 45        | 10                      | 10       |
| Finlandia   | 87                        | 87        | 48                      | 49        | 29                      | 29       |
| Italia  | 86                        | 87        | 37                      | 38        | 13                      | 14       |
| Japón   | n.d.                      | n.d.      | n.d.                    | n.d.      | n.d.                    | n.d.     |
| Corea   | 86                        | 86        | 50                      | 51        | 8                       | 8        |
| Luxemburgo  | 78                        | 78        | 20                      | 20        | 6                       | 6        |
| <b>México</b>                                       | <b>61</b>                 | <b>59</b> | <b>26</b>               | <b>26</b> | <b>9</b>                | <b>9</b> |
| España  | 87                        | 88        | 46                      | 48        | 16                      | 17       |
| Suiza   | 85                        | 86        | 42                      | 43        | 18                      | 19       |
| Turquía   | 69                        | 70        | 50                      | 50        | 32                      | 34       |
| Estados Unidos                                      | 84                        | 85        | 38                      | 36        | 13                      | 13       |

n.d. no disponible.

Fuente: OCDE, Education at a Glance 2023, OECD Indicators. Francia. 2023.

## Gasto educativo

| Mexico comparado con selección de países OCDE | Gasto total <sup>1/</sup> en instituciones educativas como porcentaje del PIB por nivel educativo |            |                                       |            |                                      |            |
|---|---|------------|---------------------------------------|------------|--------------------------------------|------------|
|   | Primaria, Secundaria y Media Superior (CINE 1, 2 y 3)   |            | Educación Superior (CINE 5, 6, 7 y 8) |            | De primaria hasta Educación Superior |            |
|   | 2019  | 2020       | 2019                                  | 2020       | 2019                                 | 2020       |
| Chile   | 3.9   | 3.8        | 2.7                                   | 2.7        | 6.5                                  | 6.4        |
| República Checa                               | 3.1   | 3.4        | 1.2                                   | 1.1        | 4.3                                  | 4.5        |
| Finlandia                                     | 3.7   | 3.8        | 1.5                                   | 1.6        | 5.2                                  | 5.4        |
| Italia  | 2.9   | 3.2        | 0.9                                   | 1.0        | 3.8                                  | 4.2        |
| Japón   | 2.6   | 2.7        | 1.4                                   | 1.4        | 4.0                                  | 4.1        |
| Corea   | 3.7   | 3.5        | 1.5                                   | 1.6        | 5.3                                  | 5.1        |
| Luxemburgo                                    | 2.9   | 3.0        | 0.5                                   | 0.5        | 3.3                                  | 3.4        |
| <b>México</b>                                 | <b>3.2</b>  | <b>3.2</b> | <b>1.4</b>                            | <b>1.2</b> | <b>4.6</b>                           | <b>4.5</b> |
| España  | 3.1   | 3.5        | 1.3                                   | 1.5        | 4.3                                  | 5.0        |
| Suiza   | n.d.  | n.d.       | n.d.                                  | n.d.       | n.d.                                 | n.d.       |
| Turquía                                       | 3.6   | 3.2        | 1.6                                   | 1.5        | 5.2                                  | 4.7        |
| Estados Unidos                                | 3.5   | 3.6        | 2.5                                   | 2.5        | 6.0                                  | 6.1        |

1/ Incluye gasto público y gasto privado en educación

n.d. No disponible

Fuente: OCDE, Education at a Glance 2023, OECD Indicators. Francia. 2023.

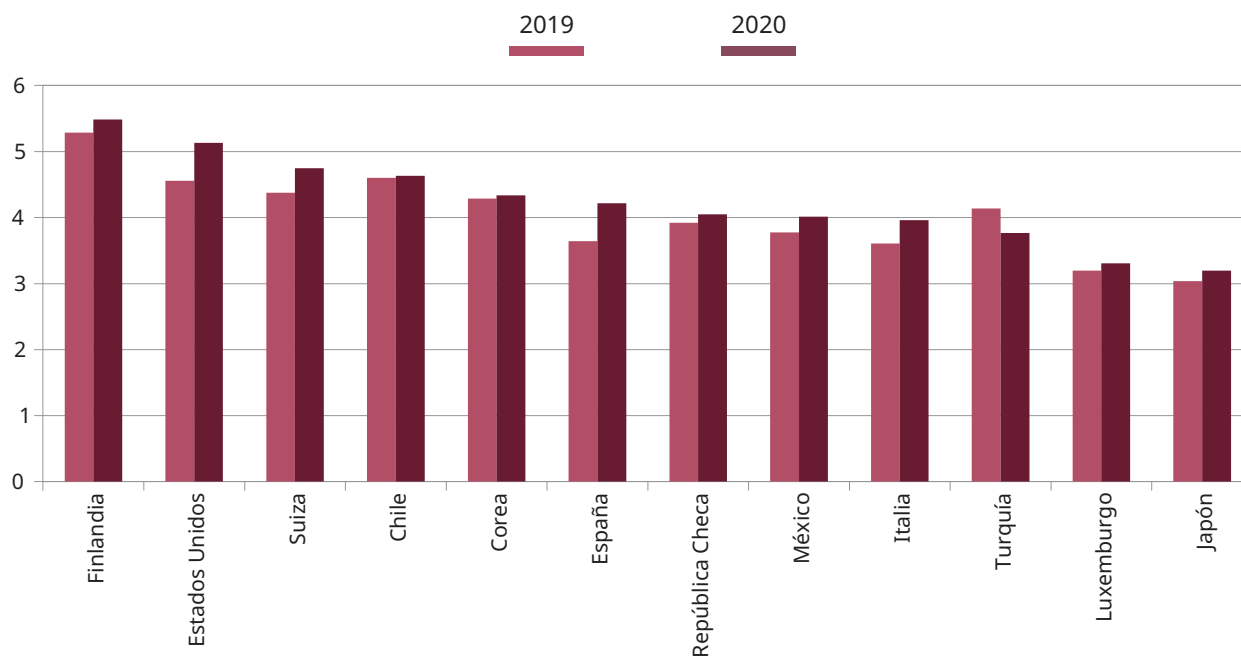
| Mexico comparado con selección de países OCDE | Gasto público educativo de educación primaria a superior |             |                    |            |
|---|--|-------------|--------------------|------------|
|   | Porcentaje del gasto público total                       |             | Porcentaje del PIB |            |
|   | 2019   | 2020        | 2019               | 2020       |
| Chile   | 17.4   | 15.9        | 4.6                | 4.6        |
| República Checa                               | 9.5  | 8.6         | 3.9                | 4.1        |
| Finlandia                                     | 9.9  | 9.6         | 5.3                | 5.5        |
| Italia  | 7.4  | 7.0         | 3.6                | 4.0        |
| Japón   | 7.8  | 7.1         | 3.0                | 3.2        |
| Corea   | 12.7   | 11.4        | 4.3                | 4.3        |
| Luxemburgo                                    | 7.5  | 7.1         | 3.2                | 3.3        |
| <b>México</b>                                 | <b>13.9</b>  | <b>13.6</b> | <b>3.8</b>         | <b>4.0</b> |
| España  | 8.6  | 8.1         | 3.6                | 4.2        |
| Suiza   | 13.5   | 12.4        | 4.4                | 4.7        |
| Turquía                                       | 11.6   | 11.1        | 4.1                | 3.8        |
| Estados Unidos                                | 11.7   | 10.9        | 4.6                | 5.1        |

n.d. no disponible.

Fuente: OCDE, Education at a Glance 2023, OECD Indicators. Francia. 2023.

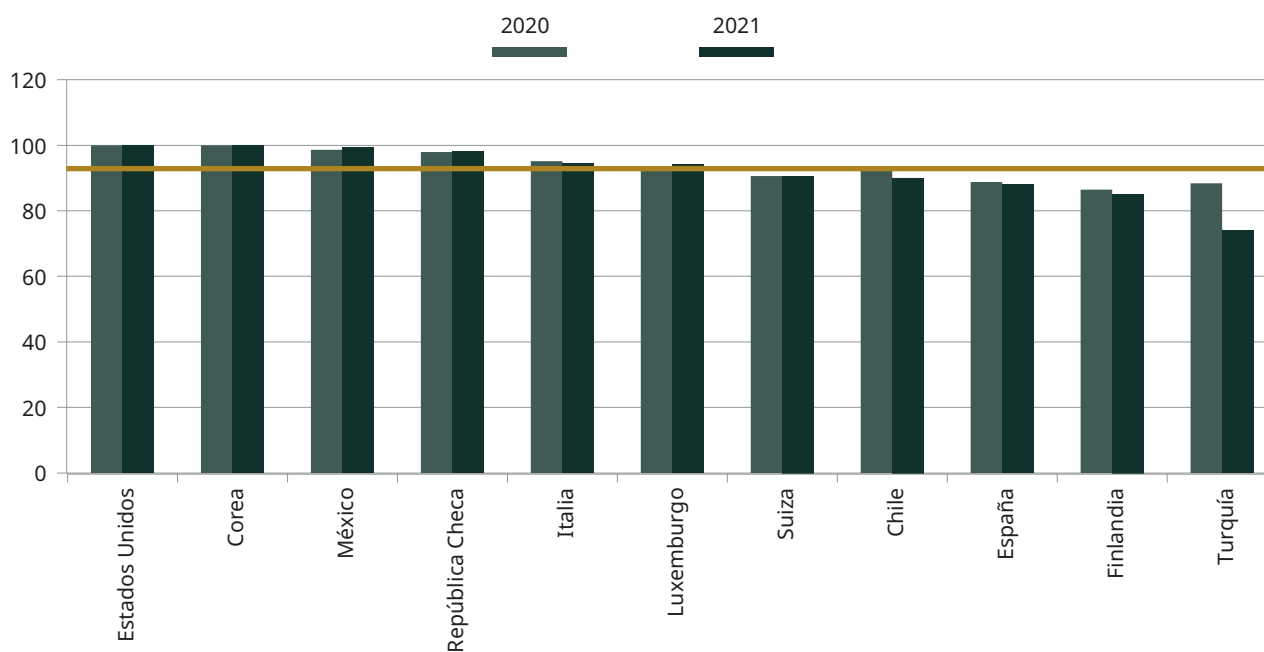
## Gasto educativo y tasa de graduación

Gasto total<sup>1/</sup> en instituciones educativas como porcentaje del PIB en todos los niveles de educación



1/ Incluye gasto público y gasto privado de educación primaria a superior.  
Fuente: OCDE, Education at a Glance 2023, OECD Indicators. Francia. 2023

## Tasa de graduación de media superior (%)



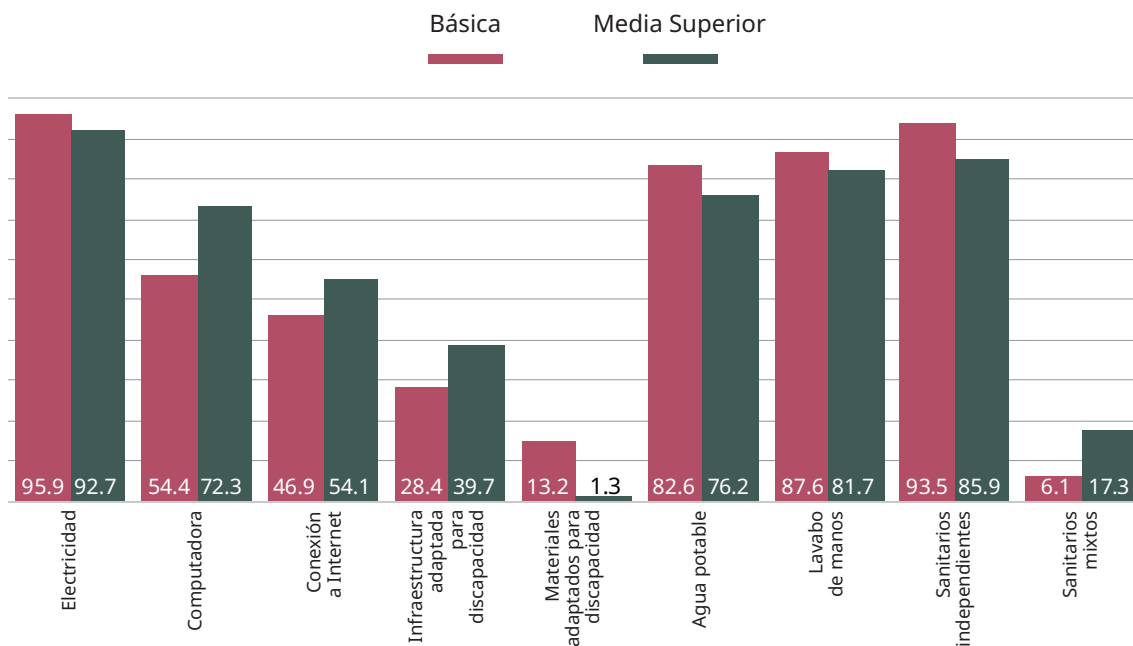
Fuente: OCDE, Education at a Glance 2023, OECD Indicators. Francia. 2023

### Servicios básicos, infraestructura y equipamiento escolar, indicadores del Objetivo de Desarrollo Sostenible 4

Ciclo escolar 2023-2024

| Tipo de infraestructura                    | Básica <sup>1/</sup><br>% | Media superior<br>% |
|--|---------------------------|---------------------|
| Electricidad                               | 95.9                      | 92.7                |
| Computadora                                | 54.4                      | 72.3                |
| Conexión a Internet                        | 46.9                      | 54.1                |
| Infraestructura adaptada para discapacidad | 28.4                      | 39.7                |
| Materiales adaptados para discapacidad     | 13.2                      | 1.3                 |
| Agua potable                               | 82.6                      | 76.2                |
| Lavabo de manos                            | 87.6                      | 81.7                |
| Sanitarios independientes                  | 93.5                      | 85.9                |
| Sanitarios mixtos                          | 6.1                       | 17.3                |
| <b>Número de escuelas</b>                  | <b>123,544</b>            | <b>20,717</b>       |

### Porcentaje de escuelas que cuentan con servicios básicos, infraestructura o equipamiento



1/ No incluye inicial y preescolar. Se excluye la información de las escuelas de cursos comunitarios del Conafe, debido a las características propias de los servicios que presta.

FUENTE: Cálculos con base en cifras del Sistema de Estadísticas Continuas de Educación del Formato 911, DGPPyEE, SEP.

# FINANCIAMIENTO

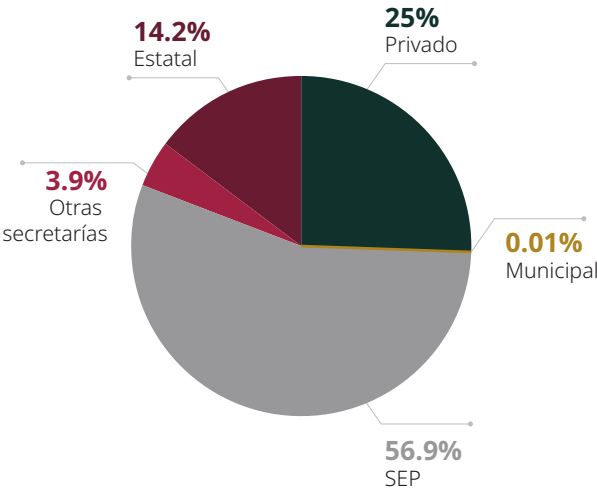


El gasto educativo nacional es producto del esfuerzo presupuestal del sector público, del particular y de los fondos provenientes de fuentes externas, destinados a financiar las actividades del Sistema Educativo Nacional.

La federación destina recursos a la educación, vía la Secretaría de Educación Pública (SEP) y otras secretarías de estado, con la participación de los gobiernos estatales, municipales y el sector privado.

En esta sección se proporciona información del gasto público de los alumnos por niveles educativos, el gasto nacional destinado a educación, el gasto público federal por tipos educativos y el porcentaje del PIB destinado a la educación.

**GASTO EDUCATIVO POR FINANCIAMIENTO 2024**



## Gasto federal por alumno (miles de pesos corrientes) Ciclos escolares

| Nivel educativo                                     | 2021 - 2022 | 2022 - 2023 | 2023 - 2024 |
|---|-------------|-------------|-------------|
| Gasto federal en educación por alumno <sup>1/</sup> | <b>27.6</b> | <b>29.6</b> | <b>36.4</b> |
| Básica  | 23.9        | 26.0        | 29.2        |
| Media   | 28.4        | 29.8        | 30.8        |
| Superior  | 54.3        | 55.8        | 61.3        |

1/ Los datos para gasto se refieren a ejercicios fiscales enero-diciembre. La serie se actualizó a partir de una revisión metodológica efectuada en el marco del Comité Técnico Especializado de Información Educativa del Sistema Nacional de Información Estadística y Geográfica (SNIEG).

FUENTE: Cálculos con base en cifras del Sistema de Estadísticas Continuas de Educación del Formato 911, DGPPyEE, SEP.

## Gasto en Educación<sup>1/</sup> (millones de pesos)

| Concepto                | Gasto educativo    |                    |                    | Participación (%) |              |                    |
|-------------------------|--------------------|--------------------|--------------------|-------------------|--------------|--------------------|
|                         | 2022               | 2023               | 2024 <sup>p/</sup> | 2022              | 2023         | 2024 <sup>p/</sup> |
| <b>Gasto nacional</b>   | <b>1,631,492.3</b> | <b>1,747,314.0</b> | <b>1,839,901.0</b> | <b>100.0</b>      | <b>100.0</b> | <b>100.0</b>       |
| Público                 | 1,210,263.4        | 1,305,329.6        | 1,379,648.9        | 74.2              | 74.7         | 75.0               |
| Federal                 | 964,899.5          | 1,052,924.0        | 1,118,842.8        | 59.1              | 60.3         | 60.8               |
| SEP <sup>2/</sup>       | 895,382.9          | 981,701.2          | 1,047,786.5        | 54.9              | 56.2         | 56.9               |
| Otras secretarías       | 69,516.6           | 71,222.7           | 71,056.3           | 4.3               | 4.1          | 3.9                |
| Estatal <sup>3/</sup>   | 245,164.1          | 252,200.1          | 260,593.6          | 15.0              | 14.4         | 14.2               |
| Municipal <sup>3/</sup> | 199.9              | 205.6              | 212.4              | 0.01              | 0.01         | 0.01               |
| Privado <sup>4/</sup>   | 421,228.9          | 441,984.3          | 460,252.1          | 25.8              | 25.3         | 25.0               |

1/ La suma de los datos parciales puede no coincidir con el total debido al redondeo de las cifras. La información de este cuadro presenta modificaciones respecto a publicaciones anteriores, debido a la revisión sistemática de cifras que realiza la Secretaría de Educación Pública (SEP) para asegurar que el gasto federal coincida con lo reportado de manera definitiva por las dependencias en los informes de Cuenta Pública de cada ejercicio fiscal y por la estimación del gasto privado a partir de encuestas.

2/ Incluye el Ramo 11: Secretaría de Educación Pública, Ramo 25: Previsiones y Aportaciones para los Sistemas de Educación Básica, Normal, Tecnológica y de Adultos, y los fondos para educación del Ramo 33: Aportaciones Federales para Entidades Federativas y Municipios.

3/ Hasta 2018, la información sobre el gasto estatal y municipal en educación era integrada a partir del instrumento denominado Cuestionario de Financiamiento Educativo Estatal. A partir de 2019 se refiere a una estimación.

4/ El gasto privado considera las erogaciones de las familias para la compra de útiles escolares, uniformes, pago de transporte y aportaciones voluntarias a las escuelas, además del pago de inscripciones y colegiaturas cuando se trata de educación privada. La información se refiere a estimaciones con base en los resultados de la Encuesta Nacional de Ingresos y Gastos de los Hogares (ENIGH) del INEGI, que se levanta cada dos años.

p/ Cifras preliminares. El gasto federal corresponde al presupuesto aprobado para el ejercicio fiscal 2024.

Fuente: Secretaría de Educación Pública.

## Gasto en educación<sup>1/</sup> (millones de pesos)

| Concepto                    | 2022               | 2023               | 2024 <sup>P</sup>  |
|-----------------------------|--------------------|--------------------|--------------------|
| <b>Gasto público</b>        | <b>1,210,263.4</b> | <b>1,305,329.6</b> | <b>1,379,648.9</b> |
| Federal por nivel educativo | 964,899.5          | 1,052,924.0        | 1,118,842.8        |
| Básica                      | 555,967.5          | 616,775.7          | 650,707.5          |
| Media superior              | 125,761.2          | 132,291.5          | 145,417.1          |
| Superior <sup>2/</sup>      | 159,845.1          | 175,977.4          | 175,788.4          |
| Otros <sup>3/</sup>         | 123,325.6          | 127,879.4          | 146,929.8          |
| Estatal y municipal         | 245,364.0          | 252,405.7          | 260,806.1          |

<sup>1/</sup> La suma de los datos parciales puede no coincidir con el total debido al redondeo de las cifras. La información de este cuadro presenta modificaciones respecto a publicaciones anteriores, debido a la revisión sistemática de cifras que realiza la Secretaría de Educación Pública (SEP) para asegurar que el gasto federal coincida con lo reportado de manera definitiva por las dependencias en los informes de Cuenta Pública de cada ejercicio fiscal.

<sup>2/</sup> Comprende también el gasto del nivel posgrado, así como el correspondiente a ciencia y tecnología.

<sup>3/</sup> Incluye el gasto destinado a la capacitación para el trabajo, educación para adultos, cultura y deporte, así como los gastos de la administración central.

<sup>P/</sup> Cifras preliminares. El gasto federal corresponde al presupuesto aprobado para 2021.

Fuente: Secretaría de Educación Pública.

## Evolución del Gasto en educación<sup>1/</sup>

| Concepto                                     | 2021       | 2022       | 2023       |
|--|------------|------------|------------|
| <b>% Gasto en educación/PIB<sup>1/</sup></b> |            |            |            |
| <b>Nacional</b>                              | <b>5.5</b> | <b>5.1</b> | <b>5.5</b> |
| Público                                      | 4.3        | 4.0        | 4.1        |
| - Federal                                    | 3.4        | 3.2        | 3.3        |
| - Estatal y municipal                        | 0.9        | 0.8        | 0.8        |
| Privado                                      | 1.2        | 1.1        | 1.4        |

<sup>1/</sup> Las cifras difieren respecto de lo publicado en informes previos, debido a que las relaciones respecto al Producto Interno Bruto (PIB) se elaboraron con base en la serie a precios corrientes de cada año obtenida a partir de cálculos trimestrales provenientes del Sistema de Cuentas Nacionales de México (SCNM), mientras que anteriormente se utilizaban datos del PIB provenientes del cálculo anual del SCNM. La suma de los parciales puede no coincidir con el total debido al redondeo de las cifras.

<sup>2/</sup> Debido a la actualización del PIB en junio de 2021 que realizó el INEGI, se actualizó la serie histórica del indicador.

FUENTE: Cálculos con base en cifras del Sistema de Estadísticas Continuas de Educación del Formato 911, DGPPyEE, SEP.

# **RECURSOS TECNOLÓGICOS**



Teniendo como base al Plan Nacional de Desarrollo y el Programa Sectorial de Educación (PSE) 2019-2024, uno de los objetivos del Gobierno Federal en Ciencia y Tecnología es que: promoverá la investigación científica y tecnológica con el fin de fortalecer la colaboración con el sector productivo y el vínculo entre la educación, la ciencia y la tecnología. Para lograrlo, se plantearon las acciones puntuales en el PSE:

Fortalecer la operación de los planteles de educación media superior ubicados en localidades de alta y muy alta marginación con infraestructura, servicios, equipamiento y acceso a las tecnologías de la información, comunicación, conocimiento y aprendizaje digital.

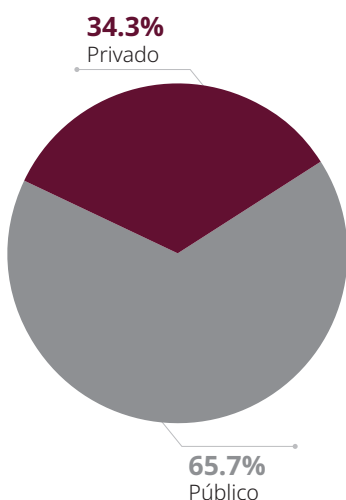
Promover que todas las escuelas de los diferentes tipos, niveles y modalidades, cuenten con material didáctico y tecnologías de la información, comunicación, conocimiento y aprendizaje digitales diseñados para estudiantes con discapacidad.

Ampliar la disponibilidad de las tecnologías de la información, comunicación, conocimiento y aprendizaje digital en el Sistema Educativo Nacional como apoyo al proceso de enseñanza-aprendizaje.

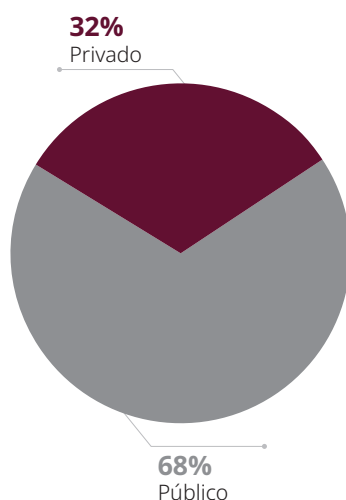
Todo ello gracias a la implementación de procesos innovadores en la enseñanza-aprendizaje, apoyados por las tecnologías de la información, comunicación, conocimiento y aprendizaje digital.

### COMPUTADORAS CON USO EDUCATIVO

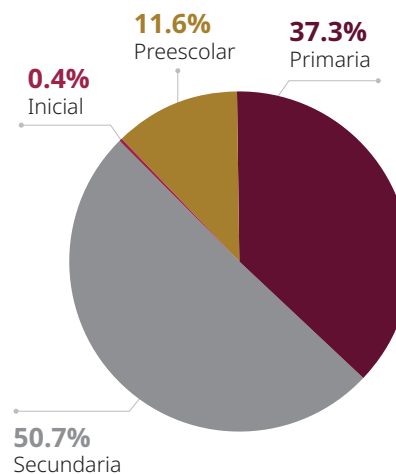
Educación Básica



Educación Media Superior



Por nivel educativo



## Escuelas por tipo de equipamiento tecnológico

| Entidad Federativa  | ESCUELAS       |                    |               | COMPUTADORAS EN LA ESCUELA |                |                |                  |                  |
|---------------------|----------------|--------------------|---------------|----------------------------|----------------|----------------|------------------|------------------|
|                     | Existentes*    | Con computadoras** | Con internet  | Uso                        |                |                |                  | Con Internet     |
|                     |                |                    |               | Educativo                  | Docente        | Administrativo | Total            |                  |
| Aguascalientes      | 1,695          | 1,585              | 1,508         | 16,048                     | 2,468          | 3,477          | 21,993           | 18,547           |
| Baja California     | 3,750          | 3,338              | 3,197         | 33,041                     | 5,173          | 8,994          | 47,208           | 42,212           |
| Baja California Sur | 1,023          | 847                | 728           | 5,530                      | 1,344          | 1,879          | 8,753            | 7,633            |
| Campeche            | 1,553          | 1,107              | 686           | 8,571                      | 887            | 1,442          | 10,900           | 5,817            |
| Coahuila            | 4,156          | 2,825              | 2,257         | 19,148                     | 3,291          | 6,275          | 28,714           | 23,316           |
| Colima              | 1,040          | 798                | 620           | 6,221                      | 1,015          | 1,371          | 8,607            | 7,106            |
| Chiapas             | 13,739         | 4,315              | 1,684         | 18,034                     | 1,581          | 4,328          | 23,943           | 12,187           |
| Chihuahua           | 5,169          | 3,204              | 2,031         | 33,021                     | 3,856          | 5,245          | 42,122           | 27,021           |
| Ciudad de México    | 7,633          | 6,776              | 6,630         | 77,664                     | 11,979         | 24,862         | 114,505          | 105,897          |
| Durango             | 4,267          | 3,178              | 1,511         | 29,528                     | 2,876          | 4,215          | 36,619           | 24,773           |
| Guanajuato          | 9,654          | 6,983              | 4,854         | 47,738                     | 7,838          | 9,856          | 65,432           | 51,606           |
| Guerrero            | 9,453          | 4,694              | 2,025         | 20,876                     | 3,401          | 4,965          | 29,242           | 16,620           |
| Hidalgo             | 6,070          | 4,812              | 2,517         | 42,439                     | 4,115          | 7,344          | 53,898           | 30,963           |
| Jalisco             | 11,315         | 8,155              | 7,258         | 75,539                     | 13,983         | 14,550         | 104,072          | 88,613           |
| México              | 18,352         | 16,854             | 12,416        | 183,396                    | 19,300         | 32,384         | 235,080          | 148,141          |
| Michoacán           | 10,107         | 4,881              | 2,841         | 34,724                     | 3,963          | 7,413          | 46,100           | 30,721           |
| Morelos             | 3,123          | 2,608              | 2,201         | 18,862                     | 2,612          | 4,813          | 26,287           | 21,193           |
| Nayarit             | 2,584          | 1,716              | 1,073         | 12,759                     | 1,762          | 2,273          | 16,794           | 11,232           |
| Nuevo León          | 6,309          | 4,690              | 3,945         | 41,125                     | 8,728          | 11,119         | 60,972           | 53,168           |
| Oaxaca              | 11,537         | 3,638              | 1,535         | 24,625                     | 2,135          | 5,103          | 31,863           | 16,417           |
| Puebla              | 10,559         | 9,163              | 4,981         | 68,160                     | 8,103          | 11,056         | 87,319           | 53,027           |
| Querétaro           | 3,084          | 2,717              | 2,488         | 26,765                     | 3,749          | 5,381          | 35,895           | 31,721           |
| Quintana Roo        | 2,029          | 1,346              | 958           | 7,936                      | 1,169          | 2,409          | 11,514           | 8,534            |
| San Luis Potosí     | 6,439          | 4,790              | 2,173         | 32,159                     | 4,397          | 5,377          | 41,933           | 24,854           |
| Sinaloa             | 4,964          | 2,818              | 1,966         | 16,079                     | 2,787          | 5,820          | 24,686           | 21,085           |
| Sonora              | 3,917          | 3,212              | 2,668         | 19,378                     | 3,726          | 5,544          | 28,648           | 24,640           |
| Tabasco             | 4,195          | 1,998              | 976           | 6,458                      | 1,193          | 2,866          | 10,517           | 7,828            |
| Tamaulipas          | 5,060          | 3,677              | 2,895         | 25,545                     | 4,444          | 7,390          | 37,379           | 30,872           |
| Tlaxcala            | 1,749          | 1,559              | 1,127         | 19,280                     | 2,528          | 3,209          | 25,017           | 16,298           |
| Veracruz            | 18,367         | 8,898              | 4,687         | 34,210                     | 6,267          | 10,423         | 50,900           | 36,624           |
| Yucatán             | 2,940          | 1,670              | 1,395         | 9,182                      | 1,456          | 2,530          | 13,168           | 11,372           |
| Zacatecas           | 4,251          | 3,035              | 1,883         | 19,035                     | 3,414          | 3,145          | 25,594           | 16,556           |
| <b>Nacional</b>     | <b>200,083</b> | <b>131,887</b>     | <b>89,714</b> | <b>1,033,076</b>           | <b>145,540</b> | <b>227,058</b> | <b>1,405,674</b> | <b>1,026,594</b> |

\* Escuelas que reportaron información de tecnología, por lo que no necesariamente coincide con la sección de escuelas de este nivel

\*\* Solamente computadoras en uso

## Escuelas por tipo de equipamiento tecnológico

| Entidad Federativa  | ESCUELAS       |                    |               | COMPUTADORAS EN LA ESCUELA |               |                |                |                |
|---------------------|----------------|--------------------|---------------|----------------------------|---------------|----------------|----------------|----------------|
|                     | Existentes*    | Con computadoras** | Con internet  | Uso                        |               |                |                | Con Internet   |
|                     |                |                    |               | Educativo                  | Docente       | Administrativo | Total          |                |
| Aguascalientes      | 1,278          | 1,201              | 1,127         | 11,145                     | 1,511         | 2,164          | 14,820         | 11,803         |
| Baja California     | 2,665          | 2,326              | 2,191         | 17,763                     | 2,240         | 5,361          | 25,364         | 21,346         |
| Baja California Sur | 787            | 645                | 529           | 3,544                      | 918           | 1,312          | 5,774          | 4,694          |
| Campeche            | 1,353          | 940                | 522           | 6,904                      | 647           | 1,014          | 8,565          | 3,551          |
| Coahuila            | 3,161          | 1,970              | 1,411         | 7,817                      | 1,273         | 3,348          | 12,438         | 8,484          |
| Colima              | 800            | 603                | 426           | 4,204                      | 610           | 813            | 5,627          | 4,176          |
| Chiapas             | 13,120         | 3,772              | 1,156         | 12,796                     | 1,000         | 3,221          | 17,017         | 6,025          |
| Chihuahua           | 4,344          | 2,605              | 1,505         | 23,912                     | 2,555         | 3,638          | 30,105         | 17,228         |
| Ciudad de México    | 4,193          | 3,918              | 3,796         | 34,730                     | 2,887         | 15,741         | 53,358         | 46,838         |
| Durango             | 3,910          | 2,866              | 1,212         | 26,040                     | 2,269         | 3,340          | 31,649         | 20,206         |
| Guanajuato          | 8,208          | 5,753              | 3,631         | 27,870                     | 5,265         | 5,917          | 39,052         | 27,298         |
| Guerrero            | 8,974          | 4,313              | 1,647         | 15,989                     | 2,630         | 4,062          | 22,681         | 10,251         |
| Hidalgo             | 5,273          | 4,084              | 1,805         | 32,393                     | 3,237         | 5,650          | 41,280         | 19,444         |
| Jalisco             | 9,130          | 6,202              | 5,335         | 48,173                     | 8,199         | 8,762          | 65,134         | 51,708         |
| México              | 14,545         | 13,305             | 8,905         | 135,097                    | 12,605        | 24,044         | 171,746        | 89,013         |
| Michoacán           | 8,895          | 3,806              | 1,792         | 19,738                     | 2,016         | 4,967          | 26,721         | 13,948         |
| Morelos             | 1,790          | 1,480              | 1,090         | 11,007                     | 1,227         | 2,662          | 14,896         | 10,335         |
| Nayarit             | 2,295          | 1,475              | 834           | 10,597                     | 1,429         | 1,602          | 13,628         | 8,250          |
| Nuevo León          | 4,927          | 3,499              | 2,764         | 22,718                     | 2,520         | 6,733          | 31,971         | 24,976         |
| Oaxaca              | 10,919         | 3,209              | 1,113         | 19,563                     | 1,561         | 4,208          | 25,332         | 10,377         |
| Puebla              | 8,866          | 7,708              | 3,550         | 53,176                     | 5,785         | 8,185          | 67,146         | 34,350         |
| Querétaro           | 2,154          | 1,876              | 1,656         | 12,907                     | 1,366         | 2,821          | 17,094         | 13,685         |
| Quintana Roo        | 1,575          | 1,000              | 620           | 3,758                      | 551           | 1,465          | 5,774          | 3,109          |
| San Luis Potosí     | 5,768          | 4,189              | 1,592         | 23,370                     | 3,012         | 3,577          | 29,959         | 13,948         |
| Sinaloa             | 4,341          | 2,245              | 1,396         | 8,554                      | 1,212         | 3,799          | 13,565         | 10,333         |
| Sonora              | 3,157          | 2,516              | 1,979         | 11,641                     | 2,042         | 3,400          | 17,083         | 13,369         |
| Tabasco             | 3,868          | 1,695              | 674           | 1,758                      | 575           | 1,998          | 4,331          | 1,908          |
| Tamaulipas          | 3,840          | 2,642              | 1,882         | 15,853                     | 2,543         | 4,932          | 23,328         | 17,420         |
| Tlaxcala            | 1,355          | 1,239              | 822           | 15,752                     | 2,239         | 2,669          | 20,660         | 12,373         |
| Veracruz            | 16,869         | 7,602              | 3,406         | 19,687                     | 4,065         | 7,081          | 30,833         | 17,600         |
| Yucatán             | 2,275          | 1,213              | 948           | 4,322                      | 840           | 1,503          | 6,665          | 5,061          |
| Zacatecas           | 3,911          | 2,766              | 1,626         | 15,600                     | 2,900         | 2,560          | 21,060         | 12,509         |
| <b>Nacional</b>     | <b>168,546</b> | <b>104,663</b>     | <b>62,942</b> | <b>678,378</b>             | <b>83,729</b> | <b>152,549</b> | <b>914,656</b> | <b>565,616</b> |

\* Escuelas que reportaron información de tecnología, por lo que no necesariamente coincide con la sección de escuelas de este nivel

\*\* Solamente computadoras en uso

### Escuelas por tipo de equipamiento tecnológico

| Entidad Federativa  | ESCUELAS      |                    |               | COMPUTADORAS EN LA ESCUELA |               |                |                |                |
|---------------------|---------------|--------------------|---------------|----------------------------|---------------|----------------|----------------|----------------|
|                     | Existentes*   | Con computadoras** | Con internet  | Uso                        |               |                |                | Con Internet   |
|                     |               |                    |               | Educativo                  | Docente       | Administrativo | Total          |                |
| Aguascalientes      | 417           | 384                | 381           | 4,903                      | 957           | 1,313          | 7,173          | 6,744          |
| Baja California     | 1,085         | 1,012              | 1,006         | 15,278                     | 2,933         | 3,633          | 21,844         | 20,866         |
| Baja California Sur | 236           | 202                | 199           | 1,986                      | 426           | 567            | 2,979          | 2,939          |
| Campeche            | 200           | 167                | 164           | 1,667                      | 240           | 428            | 2,335          | 2,266          |
| Coahuila            | 995           | 855                | 846           | 11,331                     | 2,018         | 2,927          | 16,276         | 14,832         |
| Colima              | 240           | 195                | 194           | 2,017                      | 405           | 558            | 2,980          | 2,930          |
| Chiapas             | 619           | 543                | 528           | 5,238                      | 581           | 1,107          | 6,926          | 6,162          |
| Chihuahua           | 825           | 599                | 526           | 9,109                      | 1,301         | 1,607          | 12,017         | 9,793          |
| Ciudad de México    | 3,440         | 2,858              | 2,834         | 42,934                     | 9,092         | 9,121          | 61,147         | 59,059         |
| Durango             | 357           | 312                | 299           | 3,488                      | 607           | 875            | 4,970          | 4,567          |
| Guanajuato          | 1,446         | 1,230              | 1,223         | 19,868                     | 2,573         | 3,939          | 26,380         | 24,308         |
| Guerrero            | 479           | 381                | 378           | 4,887                      | 771           | 903            | 6,561          | 6,369          |
| Hidalgo             | 797           | 728                | 712           | 10,046                     | 878           | 1,694          | 12,618         | 11,519         |
| Jalisco             | 2,185         | 1,953              | 1,923         | 27,366                     | 5,784         | 5,788          | 38,938         | 36,905         |
| México              | 3,807         | 3,549              | 3,511         | 48,299                     | 6,695         | 8,340          | 63,334         | 59,128         |
| Michoacán           | 1,212         | 1,075              | 1,049         | 14,986                     | 1,947         | 2,446          | 19,379         | 16,773         |
| Morelos             | 1,333         | 1,128              | 1,111         | 7,855                      | 1,385         | 2,151          | 11,391         | 10,858         |
| Nayarit             | 289           | 241                | 239           | 2,162                      | 333           | 671            | 3,166          | 2,982          |
| Nuevo León          | 1,382         | 1,191              | 1,181         | 18,407                     | 6,208         | 4,386          | 29,001         | 28,192         |
| Oaxaca              | 618           | 429                | 422           | 5,062                      | 574           | 895            | 6,531          | 6,040          |
| Puebla              | 1,693         | 1,455              | 1,431         | 14,984                     | 2,318         | 2,871          | 20,173         | 18,677         |
| Querétaro           | 930           | 841                | 832           | 13,858                     | 2,383         | 2,560          | 18,801         | 18,036         |
| Quintana Roo        | 454           | 346                | 338           | 4,178                      | 618           | 944            | 5,740          | 5,425          |
| San Luis Potosí     | 671           | 601                | 581           | 8,789                      | 1,385         | 1,800          | 11,974         | 10,906         |
| Sinaloa             | 623           | 573                | 570           | 7,525                      | 1,575         | 2,021          | 11,121         | 10,752         |
| Sonora              | 760           | 696                | 689           | 7,737                      | 1,684         | 2,144          | 11,565         | 11,271         |
| Tabasco             | 327           | 303                | 302           | 4,700                      | 618           | 868            | 6,186          | 5,920          |
| Tamaulipas          | 1,220         | 1,035              | 1,013         | 9,692                      | 1,901         | 2,458          | 14,051         | 13,452         |
| Tlaxcala            | 394           | 320                | 305           | 3,528                      | 289           | 540            | 4,357          | 3,925          |
| Veracruz            | 1,498         | 1,296              | 1,281         | 14,523                     | 2,202         | 3,342          | 20,067         | 19,024         |
| Yucatán             | 665           | 457                | 447           | 4,860                      | 616           | 1,027          | 6,503          | 6,311          |
| Zacatecas           | 340           | 269                | 257           | 3,435                      | 514           | 585            | 4,534          | 4,047          |
| <b>Nacional</b>     | <b>31,537</b> | <b>27,224</b>      | <b>26,772</b> | <b>354,698</b>             | <b>61,811</b> | <b>74,509</b>  | <b>491,018</b> | <b>460,978</b> |

\* Escuelas que reportaron información de tecnología, por lo que no necesariamente coincide con la sección de escuelas de este nivel

\*\* Solamente computadoras en uso

## Escuelas por tipo de equipamiento tecnológico

| Entidad Federativa  | ESCUELAS     |                    |              | COMPUTADORAS EN LA ESCUELA |              |                |               | Con Internet  |
|---------------------|--------------|--------------------|--------------|----------------------------|--------------|----------------|---------------|---------------|
|                     | Existentes*  | Con computadoras** | Con internet | Uso                        |              |                | Total         |               |
|                     |              |                    |              | Educativo                  | Docente      | Administrativo |               |               |
| Aguascalientes      | 75           | 66                 | 62           | 193                        | 59           | 200            | 452           | 377           |
| Baja California     | 92           | 73                 | 72           | 30                         | 43           | 208            | 281           | 275           |
| Baja California Sur | 51           | 33                 | 30           | 19                         | 14           | 106            | 139           | 132           |
| Campeche            | 28           | 15                 | 15           | 40                         | 11           | 56             | 107           | 106           |
| Coahuila            | 172          | 120                | 118          | 181                        | 109          | 376            | 666           | 657           |
| Colima              | 59           | 45                 | 45           | 55                         | 23           | 166            | 244           | 238           |
| Chiapas             | 109          | 25                 | 24           | 9                          | 10           | 69             | 88            | 88            |
| Chihuahua           | 101          | 71                 | 70           | 54                         | 41           | 216            | 311           | 305           |
| Ciudad de México    | 546          | 447                | 434          | 595                        | 349          | 1,726          | 2,670         | 2,288         |
| Durango             | 60           | 53                 | 48           | 75                         | 28           | 143            | 246           | 213           |
| Guanajuato          | 102          | 84                 | 83           | 76                         | 56           | 294            | 426           | 393           |
| Guerrero            | 51           | 36                 | 35           | 26                         | 17           | 92             | 135           | 120           |
| Hidalgo             | 65           | 46                 | 45           | 174                        | 32           | 167            | 373           | 361           |
| Jalisco             | 175          | 164                | 155          | 172                        | 96           | 581            | 849           | 782           |
| México              | 249          | 176                | 173          | 100                        | 49           | 449            | 598           | 547           |
| Michoacán           | 104          | 80                 | 77           | 147                        | 31           | 326            | 504           | 381           |
| Morelos             | 193          | 131                | 129          | 136                        | 87           | 251            | 474           | 462           |
| Nayarit             | 60           | 32                 | 32           | 33                         | 13           | 155            | 201           | 179           |
| Nuevo León          | 178          | 106                | 102          | 276                        | 88           | 320            | 684           | 624           |
| Oaxaca              | 66           | 27                 | 26           | 72                         | 11           | 97             | 180           | 155           |
| Puebla              | 126          | 115                | 108          | 78                         | 56           | 286            | 420           | 357           |
| Querétaro           | 142          | 111                | 108          | 363                        | 89           | 302            | 754           | 710           |
| Quintana Roo        | 36           | 32                 | 32           | 36                         | 17           | 107            | 160           | 150           |
| San Luis Potosí     | 63           | 56                 | 55           | 58                         | 27           | 175            | 260           | 251           |
| Sinaloa             | 146          | 106                | 104          | 148                        | 76           | 285            | 509           | 473           |
| Sonora              | 112          | 98                 | 97           | 56                         | 73           | 374            | 503           | 491           |
| Tabasco             | 37           | 36                 | 36           | 29                         | 9            | 162            | 200           | 196           |
| Tamaulipas          | 164          | 133                | 131          | 171                        | 84           | 374            | 629           | 571           |
| Tlaxcala            | 44           | 24                 | 24           | 30                         | 10           | 80             | 120           | 118           |
| Veracruz            | 133          | 104                | 103          | 136                        | 52           | 250            | 438           | 421           |
| Yucatán             | 71           | 42                 | 41           | 12                         | 6            | 152            | 170           | 165           |
| Zacatecas           | 86           | 61                 | 58           | 260                        | 53           | 181            | 494           | 422           |
| <b>Nacional</b>     | <b>3,696</b> | <b>2,748</b>       | <b>2,672</b> | <b>3,840</b>               | <b>1,719</b> | <b>8,726</b>   | <b>14,285</b> | <b>13,008</b> |

\* Escuelas que reportaron información de tecnología, por lo que no necesariamente coincide con la sección de escuelas de este nivel

\*\* Solamente computadoras en uso

## Escuelas por tipo de equipamiento tecnológico

| Entidad Federativa  | ESCUELAS     |                    |              | COMPUTADORAS EN LA ESCUELA |            |                |              | Con Internet |
|---------------------|--------------|--------------------|--------------|----------------------------|------------|----------------|--------------|--------------|
|                     | Existentes*  | Con computadoras** | Con internet | Uso                        |            |                | Total        |              |
|                     |              |                    |              | Educativo                  | Docente    | Administrativo |              |              |
| Aguascalientes      | 10           | 10                 | 9            | 22                         | 6          | 53             | 81           | 67           |
| Baja California     | 20           | 15                 | 14           | 3                          | 10         | 72             | 85           | 84           |
| Baja California Sur | 32           | 18                 | 18           | 18                         | 8          | 62             | 88           | 82           |
| Campeche            | 8            | 5                  | 5            | 17                         | 3          | 27             | 47           | 46           |
| Coahuila            | 32           | 24                 | 22           | 9                          | 13         | 103            | 125          | 118          |
| Colima              | 7            | 5                  | 5            | 16                         | 2          | 20             | 38           | 37           |
| Chiapas             | 90           | 9                  | 8            | 1                          | 4          | 14             | 19           | 19           |
| Chihuahua           | 25           | 17                 | 17           | 16                         | 5          | 71             | 92           | 92           |
| Ciudad de México    | 414          | 348                | 337          | 573                        | 305        | 1,446          | 2,324        | 1,952        |
| Durango             | 13           | 13                 | 13           | 16                         | 6          | 51             | 73           | 71           |
| Guanajuato          | 34           | 27                 | 26           | 26                         | 11         | 114            | 151          | 119          |
| Guerrero            | 22           | 19                 | 18           | 23                         | 11         | 52             | 86           | 71           |
| Hidalgo             | 12           | 8                  | 8            | 29                         | 5          | 57             | 91           | 81           |
| Jalisco             | 54           | 54                 | 48           | 79                         | 52         | 218            | 349          | 293          |
| México              | 191          | 124                | 121          | 85                         | 20         | 304            | 409          | 358          |
| Michoacán           | 45           | 32                 | 30           | 52                         | 9          | 127            | 188          | 135          |
| Morelos             | 17           | 12                 | 12           | 2                          | 7          | 51             | 60           | 60           |
| Nayarit             | 23           | 14                 | 14           | 31                         | 6          | 81             | 118          | 98           |
| Nuevo León          | 84           | 38                 | 36           | 244                        | 43         | 162            | 449          | 393          |
| Oaxaca              | 38           | 19                 | 19           | 56                         | 4          | 85             | 145          | 124          |
| Puebla              | 21           | 20                 | 15           | 57                         | 10         | 81             | 148          | 98           |
| Querétaro           | 10           | 9                  | 9            | 8                          | 6          | 32             | 46           | 43           |
| Quintana Roo        | 11           | 10                 | 10           | 3                          | 8          | 47             | 58           | 48           |
| San Luis Potosí     | 27           | 27                 | 27           | 36                         | 6          | 85             | 127          | 124          |
| Sinaloa             | 40           | 26                 | 25           | 21                         | 2          | 74             | 97           | 76           |
| Sonora              | 32           | 28                 | 27           | 14                         | 28         | 147            | 189          | 184          |
| Tabasco             | 27           | 26                 | 26           | 23                         | 2          | 127            | 152          | 148          |
| Tamaulipas          | 61           | 52                 | 51           | 94                         | 23         | 163            | 280          | 233          |
| Tlaxcala            | 28           | 14                 | 14           | 25                         | 10         | 55             | 90           | 88           |
| Veracruz            | 25           | 19                 | 19           | 55                         | 13         | 63             | 131          | 116          |
| Yucatán             | 28           | 14                 | 14           | 2                          | 2          | 63             | 67           | 65           |
| Zacatecas           | 12           | 12                 | 12           | 120                        | 7          | 68             | 195          | 140          |
| <b>Nacional</b>     | <b>1,493</b> | <b>1,068</b>       | <b>1,029</b> | <b>1,776</b>               | <b>647</b> | <b>4,175</b>   | <b>6,598</b> | <b>5,663</b> |

\* Escuelas que reportaron información de tecnología, por lo que no necesariamente coincide con la sección de escuelas de este nivel

\*\* Solamente computadoras en uso

## Escuelas por tipo de equipamiento tecnológico

| Entidad Federativa  | ESCUELAS     |                    |              | COMPUTADORAS EN LA ESCUELA |              |                |              | Con Internet |
|---------------------|--------------|--------------------|--------------|----------------------------|--------------|----------------|--------------|--------------|
|                     | Existentes*  | Con computadoras** | Con internet | Uso                        |              |                | Total        |              |
|                     |              |                    |              | Educativo                  | Docente      | Administrativo |              |              |
| Aguascalientes      | 65           | 56                 | 53           | 171                        | 53           | 147            | 371          | 310          |
| Baja California     | 72           | 58                 | 58           | 27                         | 33           | 136            | 196          | 191          |
| Baja California Sur | 19           | 15                 | 12           | 1                          | 6            | 44             | 51           | 50           |
| Campeche            | 20           | 10                 | 10           | 23                         | 8            | 29             | 60           | 60           |
| Coahuila            | 140          | 96                 | 96           | 172                        | 96           | 273            | 541          | 539          |
| Colima              | 52           | 40                 | 40           | 39                         | 21           | 146            | 206          | 201          |
| Chiapas             | 19           | 16                 | 16           | 8                          | 6            | 55             | 69           | 69           |
| Chihuahua           | 76           | 54                 | 53           | 38                         | 36           | 145            | 219          | 213          |
| Ciudad de México    | 132          | 99                 | 97           | 22                         | 44           | 280            | 346          | 336          |
| Durango             | 47           | 40                 | 35           | 59                         | 22           | 92             | 173          | 142          |
| Guanajuato          | 68           | 57                 | 57           | 50                         | 45           | 180            | 275          | 274          |
| Guerrero            | 29           | 17                 | 17           | 3                          | 6            | 40             | 49           | 49           |
| Hidalgo             | 53           | 38                 | 37           | 145                        | 27           | 110            | 282          | 280          |
| Jalisco             | 121          | 110                | 107          | 93                         | 44           | 363            | 500          | 489          |
| México              | 58           | 52                 | 52           | 15                         | 29           | 145            | 189          | 189          |
| Michoacán           | 59           | 48                 | 47           | 95                         | 22           | 199            | 316          | 246          |
| Morelos             | 176          | 119                | 117          | 134                        | 80           | 200            | 414          | 402          |
| Nayarit             | 37           | 18                 | 18           | 2                          | 7            | 74             | 83           | 81           |
| Nuevo León          | 94           | 68                 | 66           | 32                         | 45           | 158            | 235          | 231          |
| Oaxaca              | 28           | 8                  | 7            | 16                         | 7            | 12             | 35           | 31           |
| Puebla              | 105          | 95                 | 93           | 21                         | 46           | 205            | 272          | 259          |
| Querétaro           | 132          | 102                | 99           | 355                        | 83           | 270            | 708          | 667          |
| Quintana Roo        | 25           | 22                 | 22           | 33                         | 9            | 60             | 102          | 102          |
| San Luis Potosí     | 36           | 29                 | 28           | 22                         | 21           | 90             | 133          | 127          |
| Sinaloa             | 106          | 80                 | 79           | 127                        | 74           | 211            | 412          | 397          |
| Sonora              | 80           | 70                 | 70           | 42                         | 45           | 227            | 314          | 307          |
| Tabasco             | 10           | 10                 | 10           | 6                          | 7            | 35             | 48           | 48           |
| Tamaulipas          | 103          | 81                 | 80           | 77                         | 61           | 211            | 349          | 338          |
| Tlaxcala            | 16           | 10                 | 10           | 5                          | 0            | 25             | 30           | 30           |
| Veracruz            | 108          | 85                 | 84           | 81                         | 39           | 187            | 307          | 305          |
| Yucatán             | 43           | 28                 | 27           | 10                         | 4            | 89             | 103          | 100          |
| Zacatecas           | 74           | 49                 | 46           | 140                        | 46           | 113            | 299          | 282          |
| <b>Nacional</b>     | <b>2,203</b> | <b>1,680</b>       | <b>1,643</b> | <b>2,064</b>               | <b>1,072</b> | <b>4,551</b>   | <b>7,687</b> | <b>7,345</b> |

\* Escuelas que reportaron información de tecnología, por lo que no necesariamente coincide con la sección de escuelas de este nivel

\*\* Solamente computadoras en uso

## Escuelas por tipo de equipamiento tecnológico

| Entidad Federativa  | ESCUELAS      |                    |               | COMPUTADORAS EN LA ESCUELA |               |                |                |                |
|---------------------|---------------|--------------------|---------------|----------------------------|---------------|----------------|----------------|----------------|
|                     | Existentes*   | Con computadoras** | Con internet  | Uso                        |               |                |                | Con Internet   |
|                     |               |                    |               | Educativo                  | Docente       | Administrativo | Total          |                |
| Aguascalientes      | 569           | 517                | 470           | 1,760                      | 465           | 810            | 3,035          | 2,648          |
| Baja California     | 1,356         | 1,144              | 1,067         | 4,809                      | 1,218         | 1,868          | 7,895          | 7,336          |
| Baja California Sur | 336           | 269                | 224           | 521                        | 245           | 349            | 1,115          | 1,036          |
| Campeche            | 536           | 331                | 214           | 608                        | 198           | 306            | 1,112          | 923            |
| Coahuila            | 1,512         | 907                | 727           | 2,965                      | 871           | 1,263          | 5,099          | 4,464          |
| Colima              | 327           | 210                | 140           | 595                        | 167           | 241            | 1,003          | 887            |
| Chiapas             | 4,871         | 931                | 376           | 1,382                      | 242           | 669            | 2,293          | 1,661          |
| Chihuahua           | 1,698         | 920                | 551           | 2,770                      | 733           | 922            | 4,425          | 3,170          |
| Ciudad de México    | 2,668         | 2,222              | 2,178         | 9,177                      | 2,100         | 4,586          | 15,863         | 14,660         |
| Durango             | 1,167         | 612                | 288           | 1,294                      | 279           | 641            | 2,214          | 1,561          |
| Guanajuato          | 3,678         | 2,149              | 1,316         | 6,221                      | 1,601         | 1,885          | 9,707          | 7,940          |
| Guerrero            | 3,443         | 1,239              | 497           | 1,776                      | 470           | 953            | 3,199          | 2,224          |
| Hidalgo             | 1,994         | 1,340              | 692           | 4,369                      | 649           | 1,364          | 6,382          | 4,697          |
| Jalisco             | 3,976         | 2,700              | 2,352         | 7,357                      | 2,208         | 2,867          | 12,432         | 11,420         |
| México              | 6,722         | 5,890              | 3,865         | 19,373                     | 2,894         | 6,863          | 29,130         | 21,500         |
| Michoacán           | 3,450         | 1,225              | 711           | 3,636                      | 600           | 1,324          | 5,560          | 4,298          |
| Morelos             | 1,169         | 911                | 708           | 2,416                      | 650           | 1,057          | 4,123          | 3,541          |
| Nayarit             | 882           | 467                | 281           | 1,063                      | 330           | 429            | 1,822          | 1,321          |
| Nuevo León          | 2,368         | 1,534              | 1,237         | 4,568                      | 1,977         | 2,152          | 8,697          | 8,173          |
| Oaxaca              | 4,098         | 623                | 262           | 1,155                      | 284           | 567            | 2,006          | 1,450          |
| Puebla              | 3,939         | 3,541              | 1,567         | 15,839                     | 1,430         | 2,693          | 19,962         | 9,284          |
| Querétaro           | 1,047         | 877                | 795           | 3,079                      | 719           | 1,225          | 5,023          | 4,582          |
| Quintana Roo        | 682           | 380                | 274           | 1,016                      | 247           | 450            | 1,713          | 1,538          |
| San Luis Potosí     | 2,234         | 1,439              | 653           | 3,851                      | 771           | 1,131          | 5,753          | 4,019          |
| Sinaloa             | 1,656         | 653                | 437           | 1,938                      | 571           | 849            | 3,358          | 2,941          |
| Sonora              | 1,319         | 974                | 802           | 2,044                      | 973           | 1,137          | 4,154          | 3,783          |
| Tabasco             | 1,546         | 558                | 234           | 992                        | 252           | 485            | 1,729          | 1,373          |
| Tamaulipas          | 1,804         | 1,133              | 930           | 4,924                      | 1,095         | 1,493          | 7,512          | 5,817          |
| Tlaxcala            | 627           | 491                | 283           | 1,088                      | 784           | 432            | 2,304          | 1,467          |
| Veracruz            | 6,069         | 2,451              | 1,094         | 3,864                      | 1,072         | 1,787          | 6,723          | 4,926          |
| Yucatán             | 978           | 644                | 483           | 1,369                      | 314           | 587            | 2,270          | 1,981          |
| Zacatecas           | 1,430         | 748                | 449           | 2,373                      | 620           | 555            | 3,548          | 2,365          |
| <b>Nacional</b>     | <b>70,151</b> | <b>40,030</b>      | <b>26,157</b> | <b>120,192</b>             | <b>27,029</b> | <b>43,940</b>  | <b>191,161</b> | <b>148,986</b> |

\* Escuelas que reportaron información de tecnología, por lo que no necesariamente coincide con la sección de escuelas de este nivel

\*\* Solamente computadoras en uso

## Escuelas por tipo de equipamiento tecnológico

| Entidad Federativa  | ESCUELAS      |                    |               | COMPUTADORAS EN LA ESCUELA |               |                |               | Con Internet  |
|---------------------|---------------|--------------------|---------------|----------------------------|---------------|----------------|---------------|---------------|
|                     | Existentes*   | Con computadoras** | Con internet  | Uso                        |               |                |               |               |
|                     |               |                    |               | Educativo                  | Docente       | Administrativo | Total         |               |
| Aguascalientes      | 393           | 353                | 306           | 413                        | 200           | 355            | 968           | 695           |
| Baja California     | 881           | 707                | 633           | 651                        | 355           | 706            | 1,712         | 1,500         |
| Baja California Sur | 250           | 198                | 153           | 121                        | 126           | 186            | 433           | 379           |
| Campeche            | 463           | 274                | 158           | 159                        | 144           | 205            | 508           | 348           |
| Coahuila            | 1,124         | 580                | 403           | 387                        | 306           | 413            | 1,106         | 892           |
| Colima              | 235           | 138                | 69            | 141                        | 83            | 92             | 316           | 211           |
| Chiapas             | 4,624         | 726                | 177           | 243                        | 113           | 350            | 706           | 244           |
| Chihuahua           | 1,351         | 699                | 360           | 376                        | 371           | 424            | 1,171         | 672           |
| Ciudad de México    | 1,005         | 918                | 885           | 487                        | 156           | 1,828          | 2,471         | 2,226         |
| Durango             | 1,004         | 481                | 162           | 520                        | 126           | 339            | 985           | 440           |
| Guanajuato          | 3,033         | 1,651              | 821           | 1,455                      | 946           | 813            | 3,214         | 2,120         |
| Guerrero            | 3,255         | 1,101              | 361           | 603                        | 265           | 723            | 1,591         | 688           |
| Hidalgo             | 1,686         | 1,068              | 426           | 1,670                      | 430           | 882            | 2,982         | 1,686         |
| Jalisco             | 2,965         | 1,850              | 1,524         | 1,862                      | 827           | 1,288          | 3,977         | 3,538         |
| México              | 4,851         | 4,202              | 2,198         | 7,165                      | 1,273         | 4,107          | 12,545        | 6,719         |
| Michoacán           | 2,969         | 823                | 321           | 555                        | 200           | 603            | 1,358         | 678           |
| Morelos             | 659           | 492                | 296           | 650                        | 293           | 405            | 1,348         | 876           |
| Nayarit             | 755           | 356                | 171           | 534                        | 219           | 202            | 955           | 551           |
| Nuevo León          | 1,719         | 1,014              | 722           | 722                        | 467           | 809            | 1,998         | 1,740         |
| Oaxaca              | 3,833         | 458                | 99            | 161                        | 139           | 311            | 611           | 174           |
| Puebla              | 3,162         | 2,911              | 952           | 12,858                     | 907           | 1,747          | 15,512        | 5,377         |
| Querétaro           | 656           | 529                | 452           | 314                        | 171           | 436            | 921           | 769           |
| Quintana Roo        | 519           | 269                | 166           | 191                        | 90            | 207            | 488           | 346           |
| San Luis Potosí     | 1,928         | 1,185              | 409           | 1,671                      | 440           | 615            | 2,726         | 1,408         |
| Sinaloa             | 1,448         | 457                | 241           | 434                        | 151           | 347            | 932           | 606           |
| Sonora              | 1,031         | 719                | 552           | 391                        | 565           | 592            | 1,548         | 1,304         |
| Tabasco             | 1,425         | 455                | 132           | 71                         | 78            | 280            | 429           | 159           |
| Tamaulipas          | 1,249         | 689                | 498           | 2,409                      | 534           | 689            | 3,632         | 2,168         |
| Tlaxcala            | 454           | 376                | 178           | 398                        | 703           | 298            | 1,399         | 764           |
| Veracruz            | 5,473         | 1,954              | 603           | 1,095                      | 589           | 927            | 2,611         | 1,080         |
| Yucatán             | 681           | 448                | 292           | 474                        | 177           | 244            | 895           | 668           |
| Zacatecas           | 1,304         | 650                | 357           | 1,634                      | 511           | 382            | 2,527         | 1,503         |
| <b>Nacional</b>     | <b>56,385</b> | <b>28,731</b>      | <b>15,077</b> | <b>40,815</b>              | <b>11,955</b> | <b>21,805</b>  | <b>74,575</b> | <b>42,529</b> |

\* Escuelas que reportaron información de tecnología, por lo que no necesariamente coincide con la sección de escuelas de este nivel

\*\* Solamente computadoras en uso

### Escuelas por tipo de equipamiento tecnológico

| Entidad Federativa  | ESCUELAS      |                    |               | COMPUTADORAS EN LA ESCUELA |               |                |                |                |
|---------------------|---------------|--------------------|---------------|----------------------------|---------------|----------------|----------------|----------------|
|                     | Existentes*   | Con computadoras** | Con internet  | Uso                        |               |                |                | Con Internet   |
|                     |               |                    |               | Educativo                  | Docente       | Administrativo | Total          |                |
| Aguascalientes      | 176           | 164                | 164           | 1,347                      | 265           | 455            | 2,067          | 1,953          |
| Baja California     | 475           | 437                | 434           | 4,158                      | 863           | 1,162          | 6,183          | 5,836          |
| Baja California Sur | 86            | 71                 | 71            | 400                        | 119           | 163            | 682            | 657            |
| Campeche            | 73            | 57                 | 56            | 449                        | 54            | 101            | 604            | 575            |
| Coahuila            | 388           | 327                | 324           | 2,578                      | 565           | 850            | 3,993          | 3,572          |
| Colima              | 92            | 72                 | 71            | 454                        | 84            | 149            | 687            | 676            |
| Chiapas             | 247           | 205                | 199           | 1,139                      | 129           | 319            | 1,587          | 1,417          |
| Chihuahua           | 347           | 221                | 191           | 2,394                      | 362           | 498            | 3,254          | 2,498          |
| Ciudad de México    | 1,663         | 1,304              | 1,293         | 8,690                      | 1,944         | 2,758          | 13,392         | 12,434         |
| Durango             | 163           | 131                | 126           | 774                        | 153           | 302            | 1,229          | 1,121          |
| Guanajuato          | 645           | 498                | 495           | 4,766                      | 655           | 1,072          | 6,493          | 5,820          |
| Guerrero            | 188           | 138                | 136           | 1,173                      | 205           | 230            | 1,608          | 1,536          |
| Hidalgo             | 308           | 272                | 266           | 2,699                      | 219           | 482            | 3,400          | 3,011          |
| Jalisco             | 1,011         | 850                | 828           | 5,495                      | 1,381         | 1,579          | 8,455          | 7,882          |
| México              | 1,871         | 1,688              | 1,667         | 12,208                     | 1,621         | 2,756          | 16,585         | 14,781         |
| Michoacán           | 481           | 402                | 390           | 3,081                      | 400           | 721            | 4,202          | 3,620          |
| Morelos             | 510           | 419                | 412           | 1,766                      | 357           | 652            | 2,775          | 2,665          |
| Nayarit             | 127           | 111                | 110           | 529                        | 111           | 227            | 867            | 770            |
| Nuevo León          | 649           | 520                | 515           | 3,846                      | 1,510         | 1,343          | 6,699          | 6,433          |
| Oaxaca              | 265           | 165                | 163           | 994                        | 145           | 256            | 1,395          | 1,276          |
| Puebla              | 777           | 630                | 615           | 2,981                      | 523           | 946            | 4,450          | 3,907          |
| Querétaro           | 391           | 348                | 343           | 2,765                      | 548           | 789            | 4,102          | 3,813          |
| Quintana Roo        | 163           | 111                | 108           | 825                        | 157           | 243            | 1,225          | 1,192          |
| San Luis Potosí     | 306           | 254                | 244           | 2,180                      | 331           | 516            | 3,027          | 2,611          |
| Sinaloa             | 208           | 196                | 196           | 1,504                      | 420           | 502            | 2,426          | 2,335          |
| Sonora              | 288           | 255                | 250           | 1,653                      | 408           | 545            | 2,606          | 2,479          |
| Tabasco             | 121           | 103                | 102           | 921                        | 174           | 205            | 1,300          | 1,214          |
| Tamaulipas          | 555           | 444                | 432           | 2,515                      | 561           | 804            | 3,880          | 3,649          |
| Tlaxcala            | 173           | 115                | 105           | 690                        | 81            | 134            | 905            | 703            |
| Veracruz            | 596           | 497                | 491           | 2,769                      | 483           | 860            | 4,112          | 3,846          |
| Yucatán             | 297           | 196                | 191           | 895                        | 137           | 343            | 1,375          | 1,313          |
| Zacatecas           | 126           | 98                 | 92            | 739                        | 109           | 173            | 1,021          | 862            |
| <b>Nacional</b>     | <b>13,766</b> | <b>11,299</b>      | <b>11,080</b> | <b>79,377</b>              | <b>15,074</b> | <b>22,135</b>  | <b>116,586</b> | <b>106,457</b> |

\* Escuelas que reportaron información de tecnología, por lo que no necesariamente coincide con la sección de escuelas de este nivel

\*\* Solamente computadoras en uso

### Escuelas por tipo de equipamiento tecnológico

| Entidad Federativa  | ESCUELAS      |                    |               | COMPUTADORAS EN LA ESCUELA |               |                |                | Con Internet   |
|---------------------|---------------|--------------------|---------------|----------------------------|---------------|----------------|----------------|----------------|
|                     | Existentes*   | Con computadoras** | Con internet  | Uso                        |               |                |                |                |
|                     |               |                    |               | Educativo                  | Docente       | Administrativo | Total          |                |
| Aguascalientes      | 682           | 654                | 635           | 5,454                      | 1,287         | 1,034          | 7,775          | 6,638          |
| Baja California     | 1,608         | 1,489              | 1,439         | 12,372                     | 2,588         | 3,299          | 18,259         | 16,351         |
| Baja California Sur | 418           | 359                | 310           | 1,613                      | 772           | 653            | 3,038          | 2,721          |
| Campeche            | 695           | 504                | 296           | 2,120                      | 431           | 432            | 2,983          | 2,027          |
| Coahuila            | 1,823         | 1,184              | 877           | 6,367                      | 1,500         | 1,769          | 9,636          | 7,913          |
| Colima              | 472           | 374                | 284           | 2,676                      | 534           | 391            | 3,601          | 2,884          |
| Chiapas             | 6,625         | 1,844              | 700           | 6,648                      | 693           | 1,421          | 8,762          | 4,302          |
| Chihuahua           | 2,504         | 1,510              | 919           | 13,086                     | 2,152         | 1,551          | 16,789         | 9,854          |
| Ciudad de México    | 3,082         | 2,817              | 2,744         | 29,814                     | 5,854         | 9,904          | 45,572         | 42,083         |
| Durango             | 2,128         | 1,724              | 765           | 10,468                     | 1,717         | 1,610          | 13,795         | 8,419          |
| Guanajuato          | 4,093         | 3,079              | 2,143         | 14,175                     | 3,074         | 3,335          | 20,584         | 15,966         |
| Guerrero            | 4,219         | 2,093              | 966           | 9,670                      | 1,831         | 1,888          | 13,389         | 7,637          |
| Hidalgo             | 2,807         | 2,298              | 1,135         | 19,406                     | 2,168         | 2,620          | 24,194         | 12,209         |
| Jalisco             | 5,254         | 3,520              | 3,066         | 25,246                     | 4,717         | 4,199          | 34,162         | 30,807         |
| México              | 7,584         | 7,100              | 5,255         | 79,224                     | 9,758         | 12,958         | 101,940        | 60,232         |
| Michoacán           | 4,887         | 2,340              | 1,334         | 16,779                     | 2,124         | 2,511          | 21,414         | 13,852         |
| Morelos             | 1,207         | 1,034              | 874           | 7,572                      | 1,169         | 1,367          | 10,108         | 7,716          |
| Nayarit             | 1,087         | 736                | 461           | 3,867                      | 1,026         | 673            | 5,566          | 4,151          |
| Nuevo León          | 2,646         | 2,054              | 1,717         | 11,312                     | 4,037         | 3,990          | 19,339         | 17,307         |
| Oaxaca              | 5,047         | 1,597              | 612           | 6,820                      | 892           | 1,575          | 9,287          | 4,707          |
| Puebla              | 4,244         | 3,403              | 1,932         | 18,196                     | 3,245         | 3,669          | 25,110         | 16,424         |
| Querétaro           | 1,355         | 1,213              | 1,088         | 10,007                     | 1,664         | 1,732          | 13,403         | 11,920         |
| Quintana Roo        | 877           | 579                | 382           | 2,461                      | 459           | 703            | 3,623          | 2,780          |
| San Luis Potosí     | 2,606         | 1,856              | 879           | 10,518                     | 2,036         | 1,807          | 14,361         | 8,360          |
| Sinaloa             | 2,245         | 1,281              | 899           | 6,123                      | 1,233         | 1,792          | 9,148          | 8,021          |
| Sonora              | 1,745         | 1,476              | 1,206         | 8,079                      | 1,786         | 1,690          | 11,555         | 9,970          |
| Tabasco             | 1,868         | 793                | 363           | 2,102                      | 464           | 870            | 3,436          | 2,743          |
| Tamaulipas          | 2,263         | 1,686              | 1,291         | 9,360                      | 2,281         | 2,709          | 14,350         | 12,203         |
| Tlaxcala            | 720           | 691                | 507           | 8,990                      | 1,193         | 854            | 11,037         | 7,044          |
| Veracruz            | 8,830         | 3,781              | 1,960         | 12,966                     | 3,039         | 3,378          | 19,383         | 13,413         |
| Yucatán             | 1,292         | 618                | 543           | 3,737                      | 736           | 707            | 5,180          | 4,792          |
| Zacatecas           | 1,622         | 1,252              | 804           | 8,120                      | 1,904         | 1,072          | 11,096         | 7,230          |
| <b>Nacional</b>     | <b>88,535</b> | <b>56,939</b>      | <b>38,386</b> | <b>385,348</b>             | <b>68,364</b> | <b>78,163</b>  | <b>531,875</b> | <b>382,676</b> |

\* Escuelas que reportaron información de tecnología, por lo que no necesariamente coincide con la sección de escuelas de este nivel

\*\* Solamente computadoras en uso

### Escuelas por tipo de equipamiento tecnológico

| Entidad Federativa  | ESCUELAS      |                    |               | COMPUTADORAS EN LA ESCUELA |               |                |                |                |
|---------------------|---------------|--------------------|---------------|----------------------------|---------------|----------------|----------------|----------------|
|                     | Existentes*   | Con computadoras** | Con internet  | Uso                        |               |                |                | Con Internet   |
|                     |               |                    |               | Educativo                  | Docente       | Administrativo | Total          |                |
| Aguascalientes      | 577           | 556                | 537           | 3,638                      | 905           | 624            | 5,167          | 4,237          |
| Baja California     | 1,273         | 1,165              | 1,117         | 6,428                      | 1,324         | 1,987          | 9,739          | 8,154          |
| Baja California Sur | 342           | 290                | 241           | 861                        | 572           | 443            | 1,876          | 1,573          |
| Campeche            | 633           | 446                | 239           | 1,534                      | 347           | 287            | 2,168          | 1,228          |
| Coahuila            | 1,559         | 946                | 642           | 2,068                      | 673           | 811            | 3,552          | 2,461          |
| Colima              | 409           | 321                | 231           | 1,853                      | 343           | 227            | 2,423          | 1,737          |
| Chiapas             | 6,416         | 1,655              | 518           | 4,571                      | 437           | 1,034          | 6,042          | 1,933          |
| Chihuahua           | 2,254         | 1,317              | 753           | 9,408                      | 1,602         | 1,025          | 12,035         | 6,049          |
| Ciudad de México    | 1,966         | 1,858              | 1,793         | 10,968                     | 1,335         | 6,419          | 18,722         | 16,112         |
| Durango             | 2,043         | 1,643              | 686           | 9,133                      | 1,476         | 1,351          | 11,960         | 6,723          |
| Guanajuato          | 3,665         | 2,688              | 1,755         | 6,758                      | 1,982         | 1,930          | 10,670         | 6,902          |
| Guerrero            | 4,066         | 1,965              | 838           | 7,842                      | 1,525         | 1,629          | 10,996         | 5,309          |
| Hidalgo             | 2,542         | 2,045              | 889           | 15,573                     | 1,771         | 2,001          | 19,345         | 7,862          |
| Jalisco             | 4,612         | 2,919              | 2,469         | 13,861                     | 2,134         | 2,008          | 18,003         | 15,488         |
| México              | 6,349         | 5,915              | 4,081         | 58,706                     | 6,522         | 9,641          | 74,869         | 34,704         |
| Michoacán           | 4,464         | 1,942              | 946           | 10,082                     | 1,156         | 1,659          | 12,897         | 6,646          |
| Morelos             | 797           | 666                | 511           | 4,659                      | 616           | 686            | 5,961          | 3,818          |
| Nayarit             | 1,013         | 666                | 392           | 3,003                      | 871           | 480            | 4,354          | 2,994          |
| Nuevo León          | 2,281         | 1,712              | 1,378         | 3,333                      | 1,224         | 2,347          | 6,904          | 5,226          |
| Oaxaca              | 4,848         | 1,443              | 461           | 4,683                      | 649           | 1,250          | 6,582          | 2,254          |
| Puebla              | 3,731         | 2,955              | 1,488         | 12,261                     | 2,129         | 2,718          | 17,108         | 8,983          |
| Querétaro           | 1,101         | 967                | 842           | 3,799                      | 563           | 822            | 5,184          | 3,972          |
| Quintana Roo        | 724           | 460                | 267           | 790                        | 227           | 359            | 1,376          | 732            |
| San Luis Potosí     | 2,410         | 1,668              | 697           | 7,074                      | 1,443         | 1,156          | 9,673          | 4,108          |
| Sinaloa             | 2,065         | 1,108              | 727           | 3,024                      | 571           | 1,037          | 4,632          | 3,679          |
| Sonora              | 1,520         | 1,261              | 992           | 5,090                      | 1,023         | 899            | 7,012          | 5,554          |
| Tabasco             | 1,761         | 692                | 262           | 335                        | 202           | 543            | 1,080          | 482            |
| Tamaulipas          | 1,920         | 1,374              | 985           | 5,624                      | 1,456         | 1,879          | 8,959          | 7,004          |
| Tlaxcala            | 587           | 567                | 388           | 7,443                      | 1,040         | 650            | 9,133          | 5,282          |
| Veracruz            | 8,368         | 3,371              | 1,556         | 7,555                      | 2,058         | 2,251          | 11,864         | 6,326          |
| Yucatán             | 1,096         | 482                | 410           | 1,347                      | 439           | 377            | 2,163          | 1,857          |
| Zacatecas           | 1,540         | 1,180              | 734           | 6,700                      | 1,694         | 926            | 9,320          | 5,660          |
| <b>Nacional</b>     | <b>78,932</b> | <b>48,243</b>      | <b>29,825</b> | <b>240,004</b>             | <b>40,309</b> | <b>51,456</b>  | <b>331,769</b> | <b>195,049</b> |

\* Escuelas que reportaron información de tecnología, por lo que no necesariamente coincide con la sección de escuelas de este nivel

\*\* Solamente computadoras en uso

### Escuelas por tipo de equipamiento tecnológico

| Entidad Federativa  | ESCUELAS     |                    |              | COMPUTADORAS EN LA ESCUELA |               |                |                |                |
|---------------------|--------------|--------------------|--------------|----------------------------|---------------|----------------|----------------|----------------|
|                     | Existentes*  | Con computadoras** | Con internet | Uso                        |               |                |                | Con Internet   |
|                     |              |                    |              | Educativo                  | Docente       | Administrativo | Total          |                |
| Aguascalientes      | 105          | 98                 | 98           | 1,816                      | 382           | 410            | 2,608          | 2,401          |
| Baja California     | 335          | 324                | 322          | 5,944                      | 1,264         | 1,312          | 8,520          | 8,197          |
| Baja California Sur | 76           | 69                 | 69           | 752                        | 200           | 210            | 1,162          | 1,148          |
| Campeche            | 62           | 58                 | 57           | 586                        | 84            | 145            | 815            | 799            |
| Coahuila            | 264          | 238                | 235          | 4,299                      | 827           | 958            | 6,084          | 5,452          |
| Colima              | 63           | 53                 | 53           | 823                        | 191           | 164            | 1,178          | 1,147          |
| Chiapas             | 209          | 189                | 182          | 2,077                      | 256           | 387            | 2,720          | 2,369          |
| Chihuahua           | 250          | 193                | 166          | 3,678                      | 550           | 526            | 4,754          | 3,805          |
| Ciudad de México    | 1,116        | 959                | 951          | 18,846                     | 4,519         | 3,485          | 26,850         | 25,971         |
| Durango             | 85           | 81                 | 79           | 1,335                      | 241           | 259            | 1,835          | 1,696          |
| Guanajuato          | 428          | 391                | 388          | 7,417                      | 1,092         | 1,405          | 9,914          | 9,064          |
| Guerrero            | 153          | 128                | 128          | 1,828                      | 306           | 259            | 2,393          | 2,328          |
| Hidalgo             | 265          | 253                | 246          | 3,833                      | 397           | 619            | 4,849          | 4,347          |
| Jalisco             | 642          | 601                | 597          | 11,385                     | 2,583         | 2,191          | 16,159         | 15,319         |
| México              | 1,235        | 1,185              | 1,174        | 20,518                     | 3,236         | 3,317          | 27,071         | 25,528         |
| Michoacán           | 423          | 398                | 388          | 6,697                      | 968           | 852            | 8,517          | 7,206          |
| Morelos             | 410          | 368                | 363          | 2,913                      | 553           | 681            | 4,147          | 3,898          |
| Nayarit             | 74           | 70                 | 69           | 864                        | 155           | 193            | 1,212          | 1,157          |
| Nuevo León          | 365          | 342                | 339          | 7,979                      | 2,813         | 1,643          | 12,435         | 12,081         |
| Oaxaca              | 199          | 154                | 151          | 2,137                      | 243           | 325            | 2,705          | 2,453          |
| Puebla              | 513          | 448                | 444          | 5,935                      | 1,116         | 951            | 8,002          | 7,441          |
| Querétaro           | 254          | 246                | 246          | 6,208                      | 1,101         | 910            | 8,219          | 7,948          |
| Quintana Roo        | 153          | 119                | 115          | 1,671                      | 232           | 344            | 2,247          | 2,048          |
| San Luis Potosí     | 196          | 188                | 182          | 3,444                      | 593           | 651            | 4,688          | 4,252          |
| Sinaloa             | 180          | 173                | 172          | 3,099                      | 662           | 755            | 4,516          | 4,342          |
| Sonora              | 225          | 215                | 214          | 2,989                      | 763           | 791            | 4,543          | 4,416          |
| Tabasco             | 107          | 101                | 101          | 1,767                      | 262           | 327            | 2,356          | 2,261          |
| Tamaulipas          | 343          | 312                | 306          | 3,736                      | 825           | 830            | 5,391          | 5,199          |
| Tlaxcala            | 133          | 124                | 119          | 1,547                      | 153           | 204            | 1,904          | 1,762          |
| Veracruz            | 462          | 410                | 404          | 5,411                      | 981           | 1,127          | 7,519          | 7,087          |
| Yucatán             | 196          | 136                | 133          | 2,390                      | 297           | 330            | 3,017          | 2,935          |
| Zacatecas           | 82           | 72                 | 70           | 1,420                      | 210           | 146            | 1,776          | 1,570          |
| <b>Nacional</b>     | <b>9,603</b> | <b>8,696</b>       | <b>8,561</b> | <b>145,344</b>             | <b>28,055</b> | <b>26,707</b>  | <b>200,106</b> | <b>187,627</b> |

\* Escuelas que reportaron información de tecnología, por lo que no necesariamente coincide con la sección de escuelas de este nivel

\*\* Solamente computadoras en uso

### Escuelas por tipo de equipamiento tecnológico

| Entidad Federativa  | ESCUELAS      |                    |               | COMPUTADORAS EN LA ESCUELA |               |                |                |                |
|---------------------|---------------|--------------------|---------------|----------------------------|---------------|----------------|----------------|----------------|
|                     | Existentes*   | Con computadoras** | Con internet  | Uso                        |               |                |                | Con Internet   |
|                     |               |                    |               | Educativo                  | Docente       | Administrativo | Total          |                |
| Aguascalientes      | 369           | 348                | 341           | 8,641                      | 657           | 1,433          | 10,731         | 8,884          |
| Baja California     | 694           | 632                | 619           | 15,830                     | 1,324         | 3,619          | 20,773         | 18,250         |
| Baja California Sur | 218           | 186                | 164           | 3,377                      | 313           | 771            | 4,461          | 3,744          |
| Campeche            | 294           | 257                | 161           | 5,803                      | 247           | 648            | 6,698          | 2,761          |
| Coahuila            | 649           | 614                | 535           | 9,635                      | 811           | 2,867          | 13,313         | 10,282         |
| Colima              | 182           | 169                | 151           | 2,895                      | 291           | 573            | 3,759          | 3,097          |
| Chiapas             | 2,134         | 1,515              | 584           | 9,995                      | 636           | 2,169          | 12,800         | 6,136          |
| Chihuahua           | 866           | 703                | 491           | 17,111                     | 930           | 2,556          | 20,597         | 13,692         |
| Ciudad de México    | 1,337         | 1,290              | 1,274         | 38,078                     | 3,676         | 8,646          | 50,400         | 46,866         |
| Durango             | 912           | 789                | 410           | 17,691                     | 852           | 1,821          | 20,364         | 14,580         |
| Guanajuato          | 1,781         | 1,671              | 1,312         | 27,266                     | 3,107         | 4,342          | 34,715         | 27,307         |
| Guerrero            | 1,740         | 1,326              | 527           | 9,404                      | 1,083         | 2,032          | 12,519         | 6,639          |
| Hidalgo             | 1,204         | 1,128              | 645           | 18,490                     | 1,266         | 3,193          | 22,949         | 13,696         |
| Jalisco             | 1,910         | 1,771              | 1,685         | 42,764                     | 6,962         | 6,903          | 56,629         | 45,604         |
| México              | 3,797         | 3,688              | 3,123         | 84,699                     | 6,599         | 12,114         | 103,412        | 65,862         |
| Michoacán           | 1,666         | 1,236              | 719           | 14,162                     | 1,208         | 3,252          | 18,622         | 12,190         |
| Morelos             | 554           | 532                | 490           | 8,738                      | 706           | 2,138          | 11,582         | 9,474          |
| Nayarit             | 555           | 481                | 299           | 7,796                      | 393           | 1,016          | 9,205          | 5,581          |
| Nuevo León          | 1,117         | 996                | 889           | 24,969                     | 2,626         | 4,657          | 32,252         | 27,064         |
| Oaxaca              | 2,326         | 1,391              | 635           | 16,578                     | 948           | 2,864          | 20,390         | 10,105         |
| Puebla              | 2,250         | 2,104              | 1,374         | 34,047                     | 3,372         | 4,408          | 41,827         | 26,962         |
| Querétaro           | 540           | 516                | 497           | 13,316                     | 1,277         | 2,122          | 16,715         | 14,509         |
| Quintana Roo        | 434           | 355                | 270           | 4,423                      | 446           | 1,149          | 6,018          | 4,066          |
| San Luis Potosí     | 1,536         | 1,439              | 586           | 17,732                     | 1,563         | 2,264          | 21,559         | 12,224         |
| Sinaloa             | 917           | 778                | 526           | 7,870                      | 907           | 2,894          | 11,671         | 9,650          |
| Sonora              | 741           | 664                | 563           | 9,199                      | 894           | 2,343          | 12,436         | 10,396         |
| Tabasco             | 744           | 611                | 343           | 3,335                      | 468           | 1,349          | 5,152          | 3,516          |
| Tamaulipas          | 829           | 725                | 543           | 11,090                     | 984           | 2,814          | 14,888         | 12,281         |
| Tlaxcala            | 358           | 353                | 313           | 9,172                      | 541           | 1,843          | 11,556         | 7,669          |
| Veracruz            | 3,335         | 2,562              | 1,530         | 17,244                     | 2,104         | 5,008          | 24,356         | 17,864         |
| Yucatán             | 599           | 366                | 328           | 4,064                      | 400           | 1,084          | 5,548          | 4,434          |
| Zacatecas           | 1,113         | 974                | 572           | 8,282                      | 837           | 1,337          | 10,456         | 6,539          |
| <b>Nacional</b>     | <b>37,701</b> | <b>32,170</b>      | <b>22,499</b> | <b>523,696</b>             | <b>48,428</b> | <b>96,229</b>  | <b>668,353</b> | <b>481,924</b> |

\* Escuelas que reportaron información de tecnología, por lo que no necesariamente coincide con la sección de escuelas de este nivel

\*\* Solamente computadoras en uso

### Escuelas por tipo de equipamiento tecnológico

| Entidad Federativa  | ESCUELAS      |                    |               | COMPUTADORAS EN LA ESCUELA |               |                |                |                |
|---------------------|---------------|--------------------|---------------|----------------------------|---------------|----------------|----------------|----------------|
|                     | Existentes*   | Con computadoras** | Con internet  | Uso                        |               |                |                | Con Internet   |
|                     |               |                    |               | Educativo                  | Docente       | Administrativo | Total          |                |
| Aguascalientes      | 298           | 282                | 275           | 7,072                      | 400           | 1,132          | 8,604          | 6,804          |
| Baja California     | 491           | 439                | 427           | 10,681                     | 551           | 2,596          | 13,828         | 11,608         |
| Baja California Sur | 163           | 139                | 117           | 2,544                      | 212           | 621            | 3,377          | 2,660          |
| Campeche            | 249           | 215                | 120           | 5,194                      | 153           | 495            | 5,842          | 1,929          |
| Coahuila            | 446           | 420                | 344           | 5,353                      | 281           | 2,021          | 7,655          | 5,013          |
| Colima              | 149           | 139                | 121           | 2,194                      | 182           | 474            | 2,850          | 2,191          |
| Chiapas             | 1,990         | 1,382              | 453           | 7,981                      | 446           | 1,823          | 10,250         | 3,829          |
| Chihuahua           | 714           | 572                | 375           | 14,112                     | 577           | 2,118          | 16,807         | 10,415         |
| Ciudad de México    | 808           | 794                | 781           | 22,702                     | 1,091         | 6,048          | 29,841         | 26,548         |
| Durango             | 850           | 729                | 351           | 16,371                     | 661           | 1,599          | 18,631         | 12,972         |
| Guanajuato          | 1,476         | 1,387              | 1,029         | 19,631                     | 2,326         | 3,060          | 25,017         | 18,157         |
| Guerrero            | 1,631         | 1,228              | 430           | 7,521                      | 829           | 1,658          | 10,008         | 4,183          |
| Hidalgo             | 1,033         | 963                | 482           | 15,121                     | 1,031         | 2,710          | 18,862         | 9,815          |
| Jalisco             | 1,499         | 1,379              | 1,294         | 32,371                     | 5,186         | 5,248          | 42,805         | 32,389         |
| México              | 3,154         | 3,064              | 2,505         | 69,141                     | 4,790         | 9,992          | 83,923         | 47,232         |
| Michoacán           | 1,417         | 1,009              | 495           | 9,049                      | 651           | 2,578          | 12,278         | 6,489          |
| Morelos             | 317           | 310                | 271           | 5,696                      | 311           | 1,520          | 7,527          | 5,581          |
| Nayarit             | 504           | 439                | 257           | 7,029                      | 333           | 839            | 8,201          | 4,607          |
| Nuevo León          | 843           | 735                | 628           | 18,419                     | 786           | 3,415          | 22,620         | 17,617         |
| Oaxaca              | 2,200         | 1,289              | 534           | 14,663                     | 769           | 2,562          | 17,994         | 7,825          |
| Puebla              | 1,952         | 1,822              | 1,095         | 28,000                     | 2,739         | 3,639          | 34,378         | 19,892         |
| Querétaro           | 387           | 371                | 353           | 8,786                      | 626           | 1,531          | 10,943         | 8,901          |
| Quintana Roo        | 321           | 261                | 177           | 2,774                      | 226           | 852            | 3,852          | 1,983          |
| San Luis Potosí     | 1,403         | 1,309              | 459           | 14,589                     | 1,123         | 1,721          | 17,433         | 8,308          |
| Sinaloa             | 788           | 654                | 403           | 5,075                      | 488           | 2,341          | 7,904          | 5,972          |
| Sonora              | 574           | 508                | 408           | 6,146                      | 426           | 1,762          | 8,334          | 6,327          |
| Tabasco             | 655           | 522                | 254           | 1,329                      | 293           | 1,048          | 2,670          | 1,119          |
| Tamaulipas          | 610           | 527                | 348           | 7,726                      | 530           | 2,201          | 10,457         | 8,015          |
| Tlaxcala            | 286           | 282                | 242           | 7,886                      | 486           | 1,666          | 10,038         | 6,239          |
| Veracruz            | 3,003         | 2,258              | 1,228         | 10,982                     | 1,405         | 3,840          | 16,227         | 10,078         |
| Yucatán             | 470           | 269                | 232           | 2,499                      | 222           | 819            | 3,540          | 2,471          |
| Zacatecas           | 1,055         | 924                | 523           | 7,146                      | 688           | 1,184          | 9,018          | 5,206          |
| <b>Nacional</b>     | <b>31,736</b> | <b>26,621</b>      | <b>17,011</b> | <b>395,783</b>             | <b>30,818</b> | <b>75,113</b>  | <b>501,714</b> | <b>322,375</b> |

\* Escuelas que reportaron información de tecnología, por lo que no necesariamente coincide con la sección de escuelas de este nivel

\*\* Solamente computadoras en uso

### Escuelas por tipo de equipamiento tecnológico

| Entidad Federativa  | ESCUELAS     |                    |              | COMPUTADORAS EN LA ESCUELA |               |                |                |                |
|---------------------|--------------|--------------------|--------------|----------------------------|---------------|----------------|----------------|----------------|
|                     | Existentes*  | Con computadoras** | Con internet | Uso                        |               |                |                | Con Internet   |
|                     |              |                    |              | Educativo                  | Docente       | Administrativo | Total          |                |
| Aguascalientes      | 71           | 66                 | 66           | 1,569                      | 257           | 301            | 2,127          | 2,080          |
| Baja California     | 203          | 193                | 192          | 5,149                      | 773           | 1,023          | 6,945          | 6,642          |
| Baja California Sur | 55           | 47                 | 47           | 833                        | 101           | 150            | 1,084          | 1,084          |
| Campeche            | 45           | 42                 | 41           | 609                        | 94            | 153            | 856            | 832            |
| Coahuila            | 203          | 194                | 191          | 4,282                      | 530           | 846            | 5,658          | 5,269          |
| Colima              | 33           | 30                 | 30           | 701                        | 109           | 99             | 909            | 906            |
| Chiapas             | 144          | 133                | 131          | 2,014                      | 190           | 346            | 2,550          | 2,307          |
| Chihuahua           | 152          | 131                | 116          | 2,999                      | 353           | 438            | 3,790          | 3,277          |
| Ciudad de México    | 529          | 496                | 493          | 15,376                     | 2,585         | 2,598          | 20,559         | 20,318         |
| Durango             | 62           | 60                 | 59           | 1,320                      | 191           | 222            | 1,733          | 1,608          |
| Guanajuato          | 305          | 284                | 283          | 7,635                      | 781           | 1,282          | 9,698          | 9,150          |
| Guerrero            | 109          | 98                 | 97           | 1,883                      | 254           | 374            | 2,511          | 2,456          |
| Hidalgo             | 171          | 165                | 163          | 3,369                      | 235           | 483            | 4,087          | 3,881          |
| Jalisco             | 411          | 392                | 391          | 10,393                     | 1,776         | 1,655          | 13,824         | 13,215         |
| México              | 643          | 624                | 618          | 15,558                     | 1,809         | 2,122          | 19,489         | 18,630         |
| Michoacán           | 249          | 227                | 224          | 5,113                      | 557           | 674            | 6,344          | 5,701          |
| Morelos             | 237          | 222                | 219          | 3,042                      | 395           | 618            | 4,055          | 3,893          |
| Nayarit             | 51           | 42                 | 42           | 767                        | 60            | 177            | 1,004          | 974            |
| Nuevo León          | 274          | 261                | 261          | 6,550                      | 1,840         | 1,242          | 9,632          | 9,447          |
| Oaxaca              | 126          | 102                | 101          | 1,915                      | 179           | 302            | 2,396          | 2,280          |
| Puebla              | 298          | 282                | 279          | 6,047                      | 633           | 769            | 7,449          | 7,070          |
| Querétaro           | 153          | 145                | 144          | 4,530                      | 651           | 591            | 5,772          | 5,608          |
| Quintana Roo        | 113          | 94                 | 93           | 1,649                      | 220           | 297            | 2,166          | 2,083          |
| San Luis Potosí     | 133          | 130                | 127          | 3,143                      | 440           | 543            | 4,126          | 3,916          |
| Sinaloa             | 129          | 124                | 123          | 2,795                      | 419           | 553            | 3,767          | 3,678          |
| Sonora              | 167          | 156                | 155          | 3,053                      | 468           | 581            | 4,102          | 4,069          |
| Tabasco             | 89           | 89                 | 89           | 2,006                      | 175           | 301            | 2,482          | 2,397          |
| Tamaulipas          | 219          | 198                | 195          | 3,364                      | 454           | 613            | 4,431          | 4,266          |
| Tlaxcala            | 72           | 71                 | 71           | 1,286                      | 55            | 177            | 1,518          | 1,430          |
| Veracruz            | 332          | 304                | 302          | 6,262                      | 699           | 1,168          | 8,129          | 7,786          |
| Yucatán             | 129          | 97                 | 96           | 1,565                      | 178           | 265            | 2,008          | 1,963          |
| Zacatecas           | 58           | 50                 | 49           | 1,136                      | 149           | 153            | 1,438          | 1,333          |
| <b>Nacional</b>     | <b>5,965</b> | <b>5,549</b>       | <b>5,488</b> | <b>127,913</b>             | <b>17,610</b> | <b>21,116</b>  | <b>166,639</b> | <b>159,549</b> |

\* Escuelas que reportaron información de tecnología, por lo que no necesariamente coincide con la sección de escuelas de este nivel

\*\* Solamente computadoras en uso

### Escuelas por tipo de equipamiento tecnológico

| Entidad Federativa  | ESCUELAS      |                    |               | COMPUTADORAS EN LA ESCUELA |               |                |                |                |
|---------------------|---------------|--------------------|---------------|----------------------------|---------------|----------------|----------------|----------------|
|                     | Existentes*   | Con computadoras** | Con internet  | Uso                        |               |                |                | Con Internet   |
|                     |               |                    |               | Educativo                  | Docente       | Administrativo | Total          |                |
| Aguascalientes      | 359           | 304                | 270           | 7,431                      | 652           | 1,738          | 9,821          | 9,007          |
| Baja California     | 532           | 399                | 359           | 16,158                     | 1,467         | 3,929          | 21,554         | 20,470         |
| Baja California Sur | 182           | 142                | 116           | 3,051                      | 251           | 930            | 4,232          | 3,932          |
| Campeche            | 203           | 180                | 159           | 5,446                      | 634           | 1,174          | 7,254          | 5,696          |
| Coahuila            | 723           | 650                | 513           | 13,959                     | 931           | 3,240          | 18,130         | 16,818         |
| Colima              | 368           | 203                | 173           | 4,301                      | 481           | 1,130          | 5,912          | 5,589          |
| Chiapas             | 1,614         | 1,237              | 862           | 19,702                     | 789           | 4,933          | 25,424         | 17,656         |
| Chihuahua           | 695           | 581                | 462           | 20,689                     | 1,271         | 3,849          | 25,809         | 22,931         |
| Ciudad de México    | 1,081         | 715                | 664           | 51,265                     | 9,381         | 14,166         | 74,812         | 71,683         |
| Durango             | 402           | 376                | 291           | 9,144                      | 865           | 2,061          | 12,070         | 10,195         |
| Guanajuato          | 1,360         | 1,210              | 982           | 47,134                     | 2,219         | 6,353          | 55,706         | 52,161         |
| Guerrero            | 1,071         | 834                | 591           | 10,997                     | 777           | 2,343          | 14,117         | 11,202         |
| Hidalgo             | 617           | 585                | 504           | 18,974                     | 2,033         | 4,348          | 25,355         | 22,350         |
| Jalisco             | 1,219         | 1,063              | 985           | 45,253                     | 5,771         | 11,009         | 62,033         | 58,928         |
| México              | 2,346         | 1,878              | 1,637         | 64,807                     | 4,987         | 16,930         | 86,724         | 78,488         |
| Michoacán           | 1,185         | 892                | 766           | 19,331                     | 1,677         | 4,773          | 25,781         | 21,925         |
| Morelos             | 442           | 347                | 324           | 10,681                     | 946           | 2,485          | 14,112         | 13,073         |
| Nayarit             | 567           | 259                | 207           | 4,499                      | 408           | 1,238          | 6,145          | 5,289          |
| Nuevo León          | 650           | 391                | 359           | 19,325                     | 2,641         | 4,687          | 26,653         | 25,390         |
| Oaxaca              | 1,059         | 871                | 690           | 15,111                     | 844           | 2,869          | 18,824         | 14,952         |
| Puebla              | 2,071         | 1,740              | 1,302         | 34,514                     | 3,004         | 5,369          | 42,887         | 34,437         |
| Querétaro           | 405           | 339                | 323           | 14,556                     | 1,278         | 2,879          | 18,713         | 18,353         |
| Quintana Roo        | 345           | 289                | 248           | 6,337                      | 440           | 1,842          | 8,619          | 8,089          |
| San Luis Potosí     | 660           | 444                | 376           | 13,039                     | 1,095         | 2,819          | 16,953         | 14,288         |
| Sinaloa             | 591           | 532                | 480           | 13,994                     | 1,026         | 3,889          | 18,909         | 18,048         |
| Sonora              | 468           | 325                | 304           | 10,008                     | 1,274         | 2,932          | 14,214         | 13,031         |
| Tabasco             | 525           | 446                | 381           | 6,999                      | 490           | 1,918          | 9,407          | 7,810          |
| Tamaulipas          | 600           | 488                | 445           | 15,580                     | 1,168         | 3,989          | 20,737         | 19,552         |
| Tlaxcala            | 275           | 238                | 221           | 7,387                      | 486           | 1,622          | 9,495          | 8,270          |
| Veracruz            | 2,557         | 1,760              | 1,375         | 27,135                     | 1,518         | 6,581          | 35,234         | 30,396         |
| Yucatán             | 630           | 495                | 343           | 6,225                      | 675           | 2,243          | 9,143          | 8,005          |
| Zacatecas           | 390           | 329                | 282           | 7,902                      | 566           | 1,620          | 10,088         | 8,594          |
| <b>Nacional</b>     | <b>26,192</b> | <b>20,542</b>      | <b>16,994</b> | <b>570,934</b>             | <b>52,045</b> | <b>131,888</b> | <b>754,867</b> | <b>676,608</b> |

\* Escuelas que reportaron información de tecnología, por lo que no necesariamente coincide con la sección de escuelas de este nivel

\*\* Solamente computadoras en uso

### Escuelas por tipo de equipamiento tecnológico

| Entidad Federativa  | ESCUELAS      |                    |              | COMPUTADORAS EN LA ESCUELA |               |                |                |                |
|---------------------|---------------|--------------------|--------------|----------------------------|---------------|----------------|----------------|----------------|
|                     | Existentes*   | Con computadoras** | Con internet | Uso                        |               |                |                | Con Internet   |
|                     |               |                    |              | Educativo                  | Docente       | Administrativo | Total          |                |
| Aguascalientes      | 196           | 185                | 160          | 5,590                      | 393           | 1,084          | 7,067          | 6,440          |
| Baja California     | 167           | 157                | 148          | 10,569                     | 769           | 2,050          | 13,388         | 12,877         |
| Baja California Sur | 120           | 98                 | 80           | 2,473                      | 130           | 741            | 3,344          | 3,130          |
| Campeche            | 122           | 119                | 108          | 4,570                      | 547           | 931            | 6,048          | 4,669          |
| Coahuila            | 359           | 348                | 229          | 7,044                      | 438           | 1,566          | 9,048          | 8,397          |
| Colima              | 192           | 111                | 90           | 3,468                      | 316           | 813            | 4,597          | 4,352          |
| Chiapas             | 973           | 846                | 507          | 13,305                     | 393           | 3,504          | 17,202         | 9,999          |
| Chihuahua           | 420           | 379                | 269          | 15,165                     | 783           | 2,663          | 18,611         | 16,146         |
| Ciudad de México    | 332           | 234                | 226          | 32,628                     | 6,222         | 8,753          | 47,603         | 46,454         |
| Durango             | 272           | 269                | 194          | 7,027                      | 676           | 1,622          | 9,325          | 7,702          |
| Guanajuato          | 833           | 819                | 614          | 37,279                     | 1,347         | 4,061          | 42,687         | 39,855         |
| Guerrero            | 723           | 636                | 413          | 8,177                      | 557           | 1,787          | 10,521         | 7,785          |
| Hidalgo             | 405           | 403                | 332          | 15,000                     | 1,729         | 3,255          | 19,984         | 17,235         |
| Jalisco             | 572           | 535                | 507          | 30,748                     | 3,767         | 6,209          | 40,724         | 38,574         |
| México              | 1,435         | 1,229              | 1,022        | 43,919                     | 2,836         | 10,662         | 57,417         | 50,489         |
| Michoacán           | 618           | 472                | 387          | 12,595                     | 790           | 3,156          | 16,541         | 13,689         |
| Morelos             | 90            | 86                 | 81           | 5,886                      | 444           | 1,283          | 7,613          | 6,806          |
| Nayarit             | 196           | 142                | 108          | 3,099                      | 151           | 777            | 4,027          | 3,323          |
| Nuevo León          | 245           | 182                | 151          | 11,835                     | 1,004         | 3,038          | 15,877         | 14,759         |
| Oaxaca              | 729           | 688                | 532          | 12,616                     | 578           | 2,275          | 15,469         | 11,833         |
| Puebla              | 1,421         | 1,278              | 863          | 25,112                     | 1,863         | 3,716          | 30,691         | 22,764         |
| Querétaro           | 155           | 148                | 134          | 8,389                      | 395           | 1,270          | 10,054         | 9,782          |
| Quintana Roo        | 183           | 177                | 154          | 4,366                      | 138           | 1,269          | 5,773          | 5,407          |
| San Luis Potosí     | 198           | 170                | 148          | 7,802                      | 499           | 1,561          | 9,862          | 8,124          |
| Sinaloa             | 386           | 361                | 319          | 10,008                     | 583           | 2,732          | 13,323         | 12,776         |
| Sonora              | 211           | 186                | 170          | 6,255                      | 483           | 1,973          | 8,711          | 7,666          |
| Tabasco             | 267           | 238                | 187          | 3,489                      | 131           | 1,295          | 4,915          | 3,509          |
| Tamaulipas          | 237           | 221                | 188          | 8,843                      | 472           | 1,964          | 11,279         | 10,439         |
| Tlaxcala            | 145           | 128                | 122          | 5,566                      | 331           | 1,305          | 7,202          | 6,225          |
| Veracruz            | 1,465         | 1,073              | 737          | 15,028                     | 526           | 4,167          | 19,721         | 16,020         |
| Yucatán             | 368           | 328                | 194          | 3,802                      | 384           | 1,453          | 5,639          | 4,601          |
| Zacatecas           | 257           | 250                | 209          | 6,771                      | 450           | 1,305          | 8,526          | 7,177          |
| <b>Nacional</b>     | <b>14,292</b> | <b>12,496</b>      | <b>9,583</b> | <b>388,424</b>             | <b>30,125</b> | <b>84,240</b>  | <b>502,789</b> | <b>439,004</b> |

\* Escuelas que reportaron información de tecnología, por lo que no necesariamente coincide con la sección de escuelas de este nivel

\*\* Solamente computadoras en uso

## Escuelas por tipo de equipamiento tecnológico

| Entidad Federativa  | ESCUELAS      |                    |              | COMPUTADORAS EN LA ESCUELA |               |                |                |                |
|---------------------|---------------|--------------------|--------------|----------------------------|---------------|----------------|----------------|----------------|
|                     | Existentes*   | Con computadoras** | Con internet | Uso                        |               |                |                | Con Internet   |
|                     |               |                    |              | Educativo                  | Docente       | Administrativo | Total          |                |
| Aguascalientes      | 163           | 119                | 110          | 1,841                      | 259           | 654            | 2,754          | 2,567          |
| Baja California     | 365           | 242                | 211          | 5,589                      | 698           | 1,879          | 8,166          | 7,593          |
| Baja California Sur | 62            | 44                 | 36           | 578                        | 121           | 189            | 888            | 802            |
| Campeche            | 81            | 61                 | 51           | 876                        | 87            | 243            | 1,206          | 1,027          |
| Coahuila            | 364           | 302                | 284          | 6,915                      | 493           | 1,674          | 9,082          | 8,421          |
| Colima              | 176           | 92                 | 83           | 833                        | 165           | 317            | 1,315          | 1,237          |
| Chiapas             | 641           | 391                | 355          | 6,397                      | 396           | 1,429          | 8,222          | 7,657          |
| Chihuahua           | 275           | 202                | 193          | 5,524                      | 488           | 1,186          | 7,198          | 6,785          |
| Ciudad de México    | 749           | 481                | 438          | 18,637                     | 3,159         | 5,413          | 27,209         | 25,229         |
| Durango             | 130           | 107                | 97           | 2,117                      | 189           | 439            | 2,745          | 2,493          |
| Guanajuato          | 527           | 391                | 368          | 9,855                      | 872           | 2,292          | 13,019         | 12,306         |
| Guerrero            | 348           | 198                | 178          | 2,820                      | 220           | 556            | 3,596          | 3,417          |
| Hidalgo             | 212           | 182                | 172          | 3,974                      | 304           | 1,093          | 5,371          | 5,115          |
| Jalisco             | 647           | 528                | 478          | 14,505                     | 2,004         | 4,800          | 21,309         | 20,354         |
| México              | 911           | 649                | 615          | 20,888                     | 2,151         | 6,268          | 29,307         | 27,999         |
| Michoacán           | 567           | 420                | 379          | 6,736                      | 887           | 1,617          | 9,240          | 8,236          |
| Morelos             | 352           | 261                | 243          | 4,795                      | 502           | 1,202          | 6,499          | 6,267          |
| Nayarit             | 371           | 117                | 99           | 1,400                      | 257           | 461            | 2,118          | 1,966          |
| Nuevo León          | 405           | 209                | 208          | 7,490                      | 1,637         | 1,649          | 10,776         | 10,631         |
| Oaxaca              | 330           | 183                | 158          | 2,495                      | 266           | 594            | 3,355          | 3,119          |
| Puebla              | 650           | 462                | 439          | 9,402                      | 1,141         | 1,653          | 12,196         | 11,673         |
| Querétaro           | 250           | 191                | 189          | 6,167                      | 883           | 1,609          | 8,659          | 8,571          |
| Quintana Roo        | 162           | 112                | 94           | 1,971                      | 302           | 573            | 2,846          | 2,682          |
| San Luis Potosí     | 462           | 274                | 228          | 5,237                      | 596           | 1,258          | 7,091          | 6,164          |
| Sinaloa             | 205           | 171                | 161          | 3,986                      | 443           | 1,157          | 5,586          | 5,272          |
| Sonora              | 257           | 139                | 134          | 3,753                      | 791           | 959            | 5,503          | 5,365          |
| Tabasco             | 258           | 208                | 194          | 3,510                      | 359           | 623            | 4,492          | 4,301          |
| Tamaulipas          | 363           | 267                | 257          | 6,737                      | 696           | 2,025          | 9,458          | 9,113          |
| Tlaxcala            | 130           | 110                | 99           | 1,821                      | 155           | 317            | 2,293          | 2,045          |
| Veracruz            | 1,092         | 687                | 638          | 12,107                     | 992           | 2,414          | 15,513         | 14,376         |
| Yucatán             | 262           | 167                | 149          | 2,423                      | 291           | 790            | 3,504          | 3,404          |
| Zacatecas           | 133           | 79                 | 73           | 1,131                      | 116           | 315            | 1,562          | 1,417          |
| <b>Nacional</b>     | <b>11,900</b> | <b>8,046</b>       | <b>7,411</b> | <b>182,510</b>             | <b>21,920</b> | <b>47,648</b>  | <b>252,078</b> | <b>237,604</b> |

\* Escuelas que reportaron información de tecnología, por lo que no necesariamente coincide con la sección de escuelas de este nivel

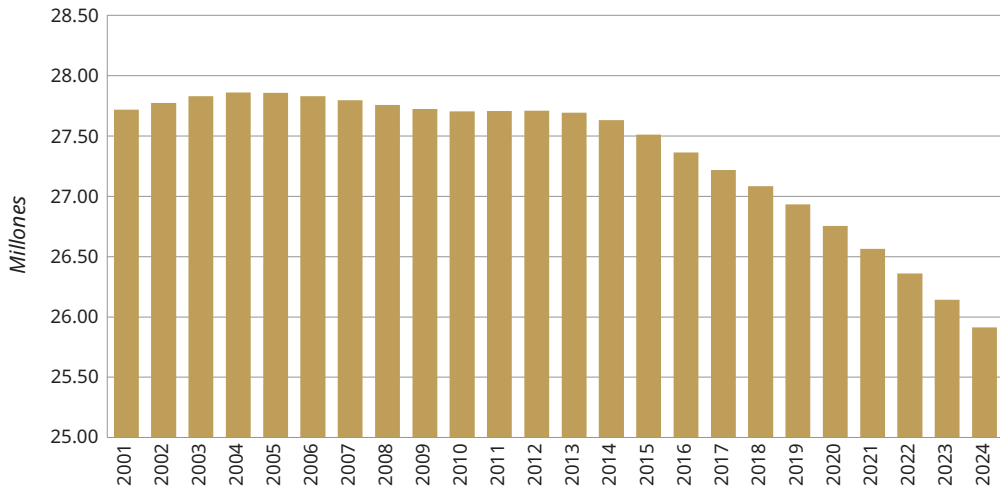
\*\* Solamente computadoras en uso

# DEMOGRAFÍA



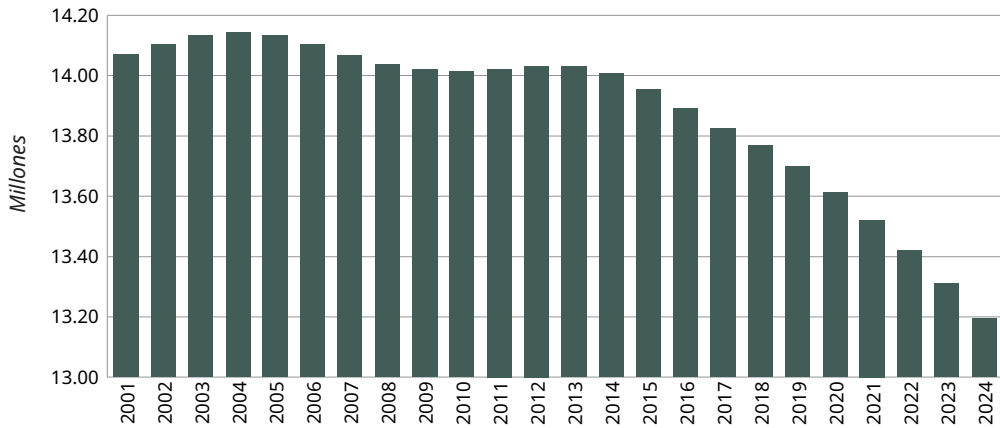
### Población de 3 a 14 años de edad

**TOTAL**



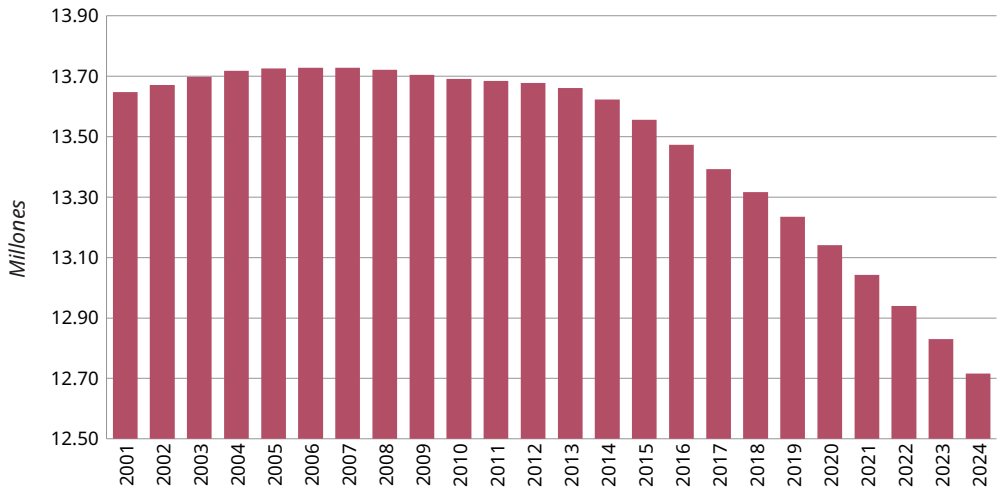
Fuente: CONAPO, agosto 2023.

**HOMBRES**



Fuente: CONAPO, agosto 2023.

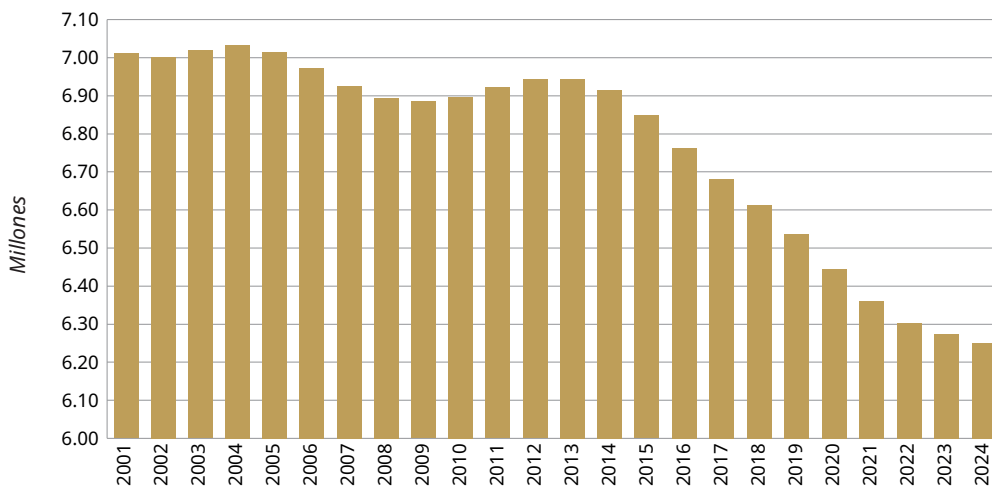
**MUJERES**



Fuente: CONAPO, agosto 2023.

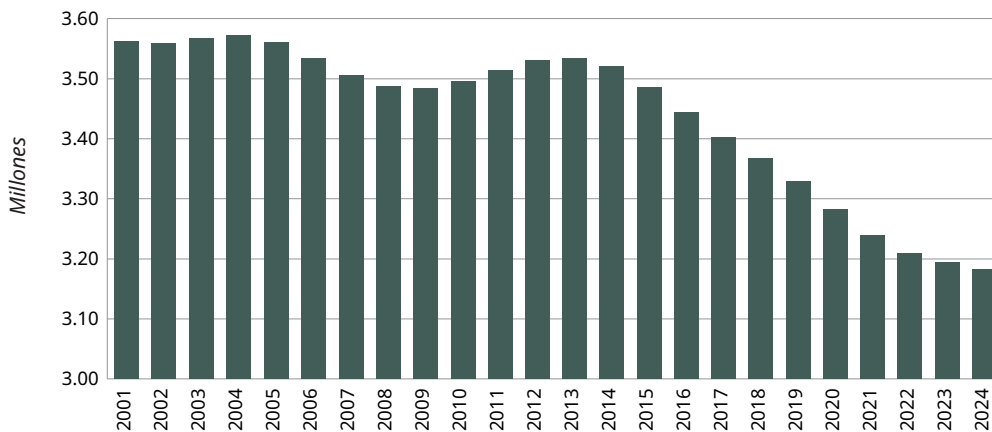
### Población de 3 a 5 años de edad

TOTAL



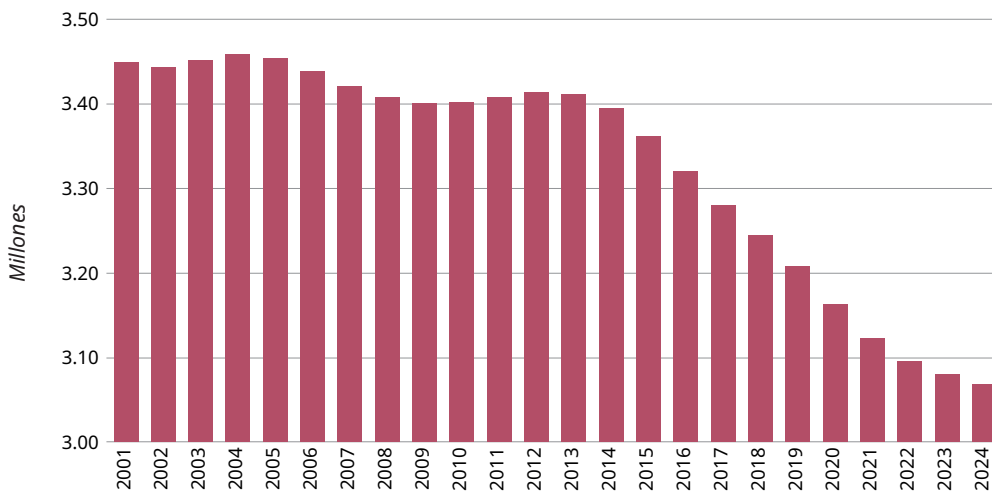
Fuente: CONAPO, agosto 2023.

HOMBRES



Fuente: CONAPO, agosto 2023.

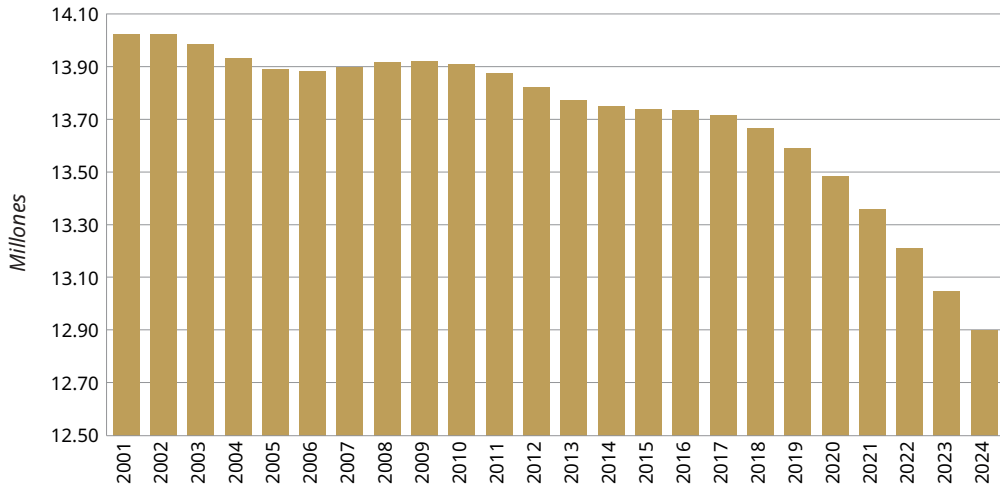
MUJERES



Fuente: CONAPO, agosto 2023.

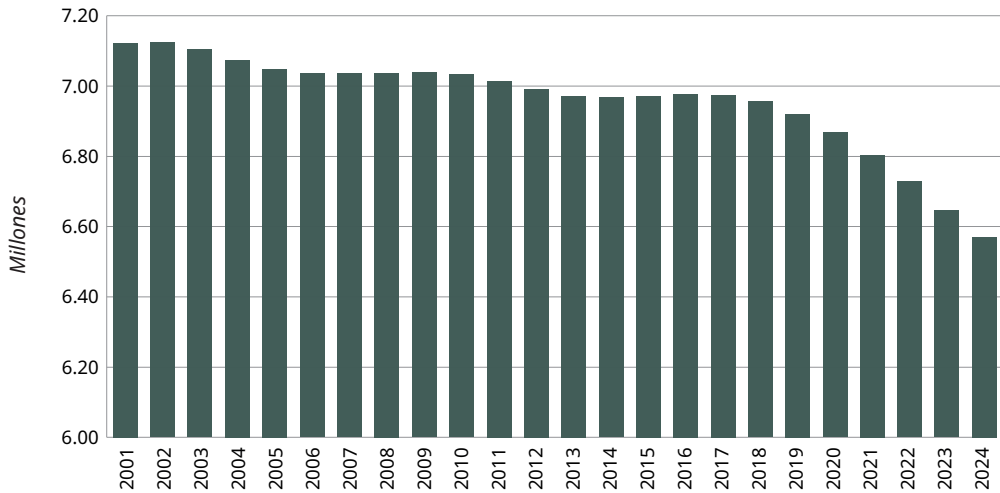
### Población de 6 a 11 años de edad

TOTAL



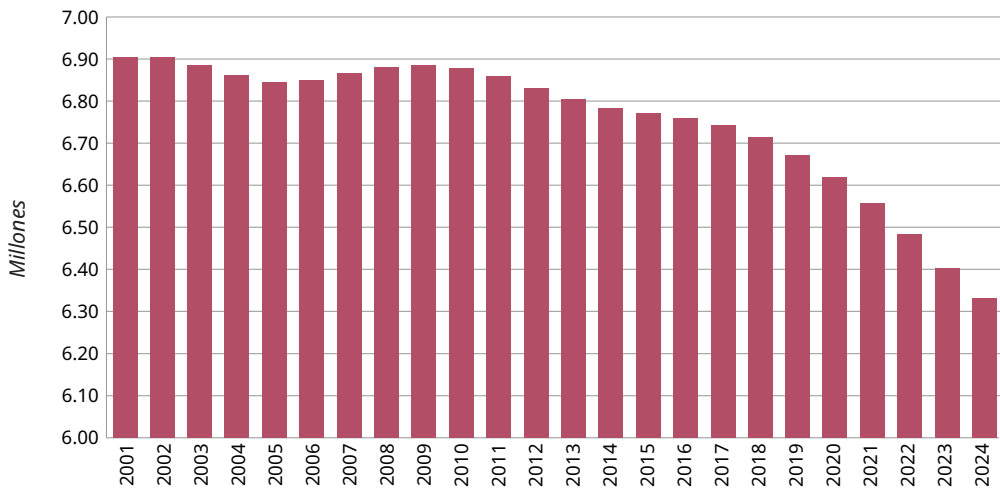
Fuente: CONAPO, agosto 2023.

HOMBRES



Fuente: CONAPO, agosto 2023.

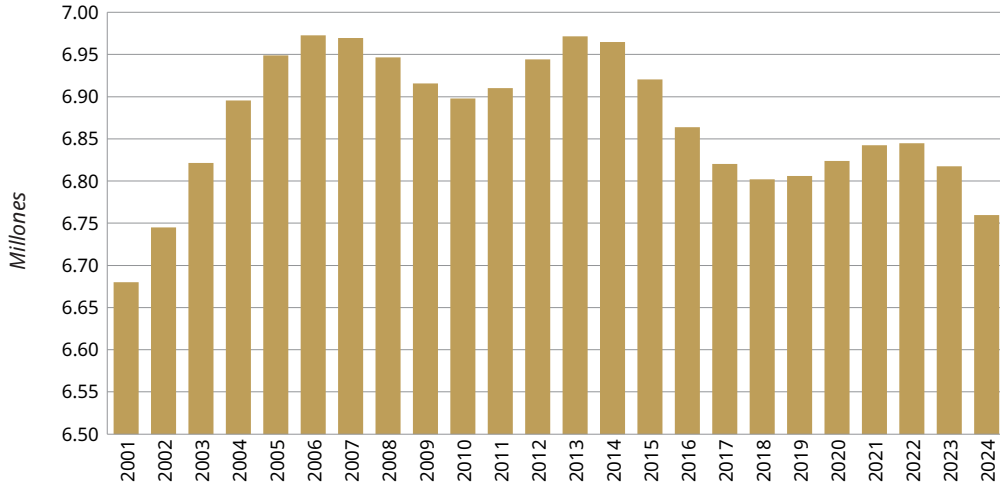
MUJERES



Fuente: CONAPO, agosto 2023.

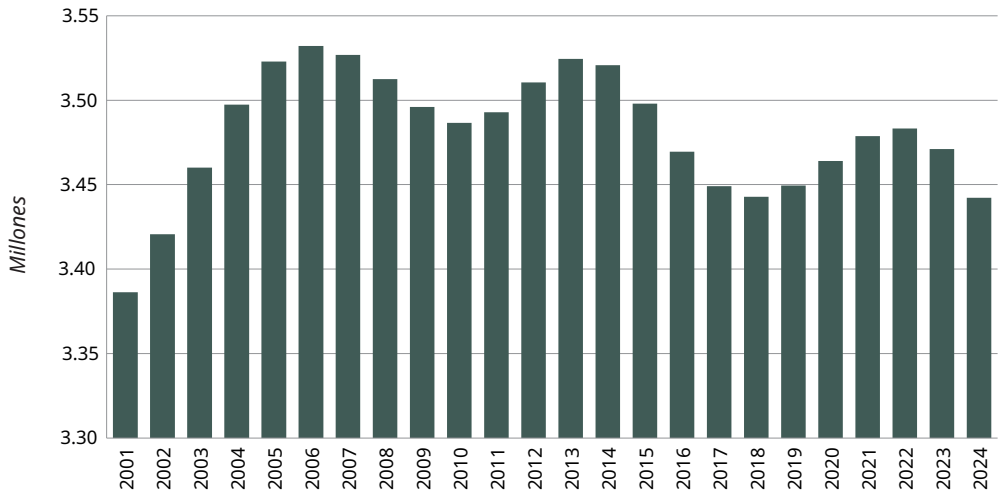
### Población de 12 a 14 años de edad

TOTAL



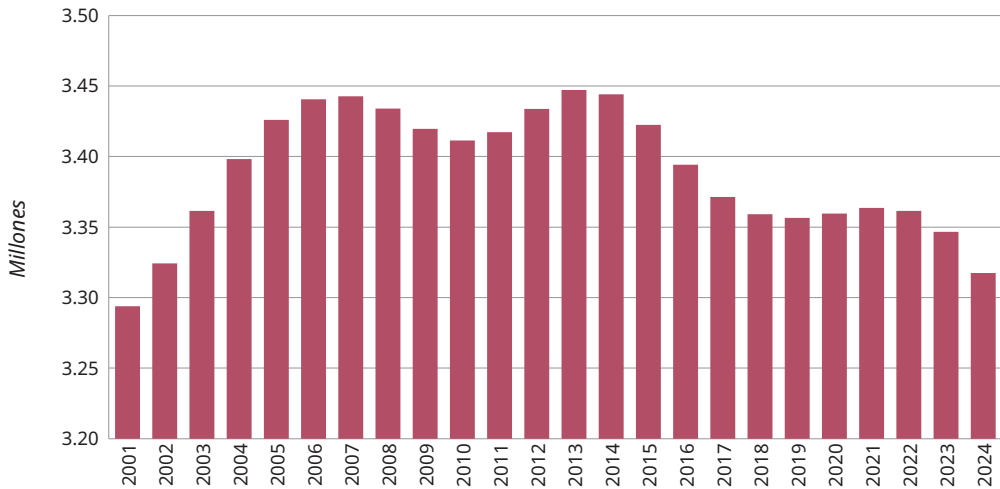
Fuente: CONAPO, agosto 2023.

HOMBRES



Fuente: CONAPO, agosto 2023.

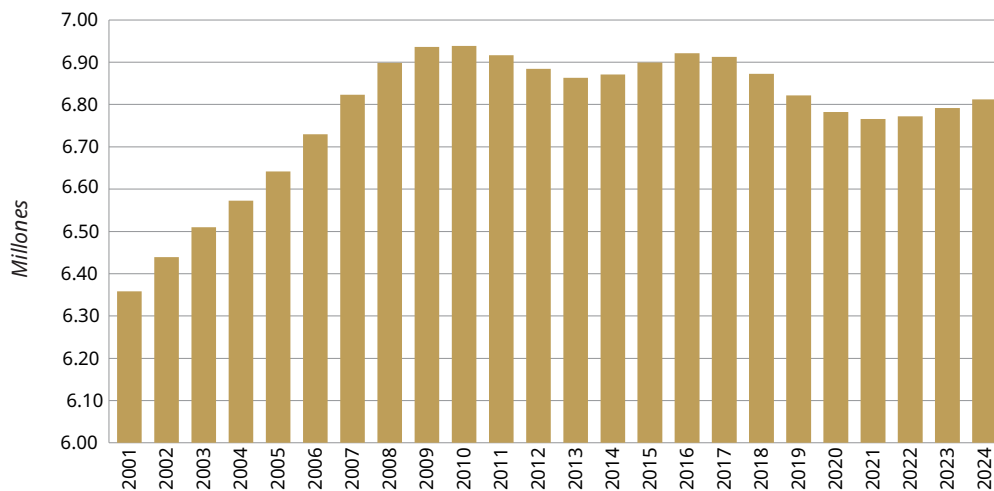
MUJERES



Fuente: CONAPO, agosto 2023.

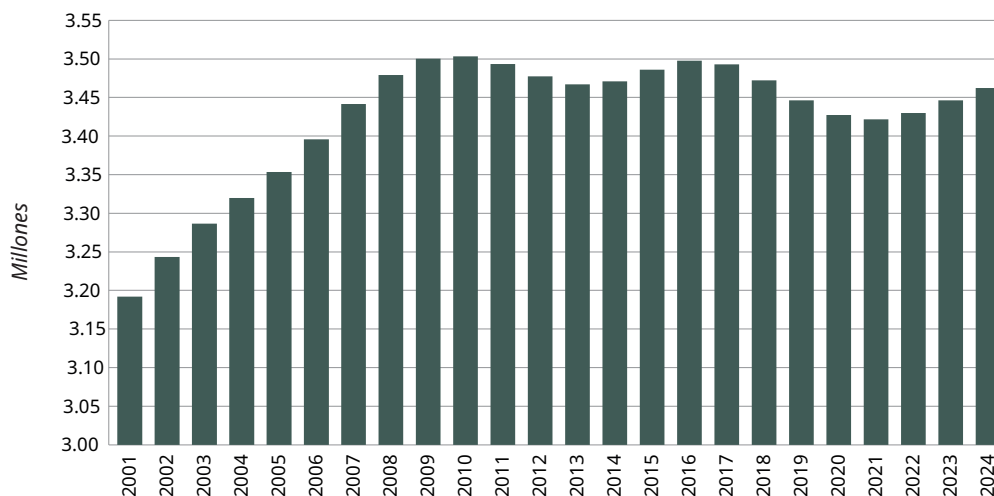
### POBLACIÓN DE 15 A 17 AÑOS DE EDAD

TOTAL



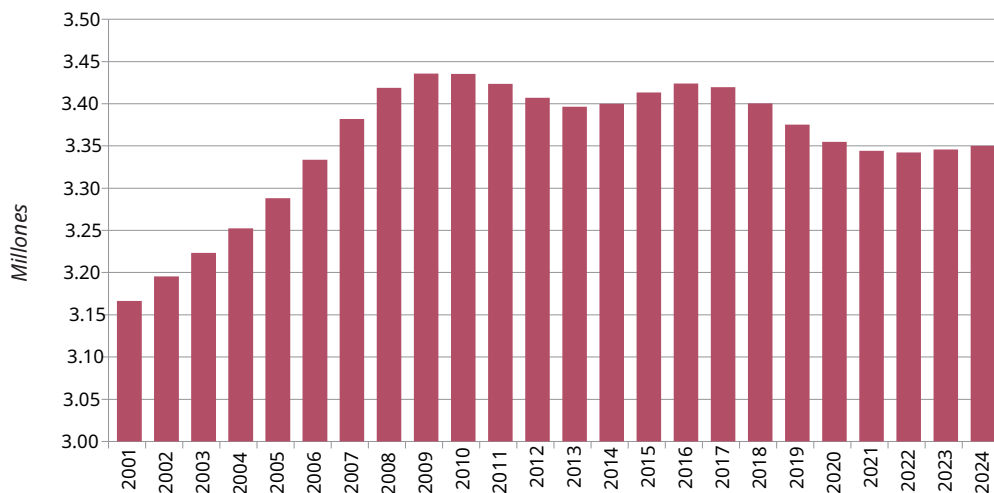
Fuente: CONAPO, agosto 2023.

HOMBRES



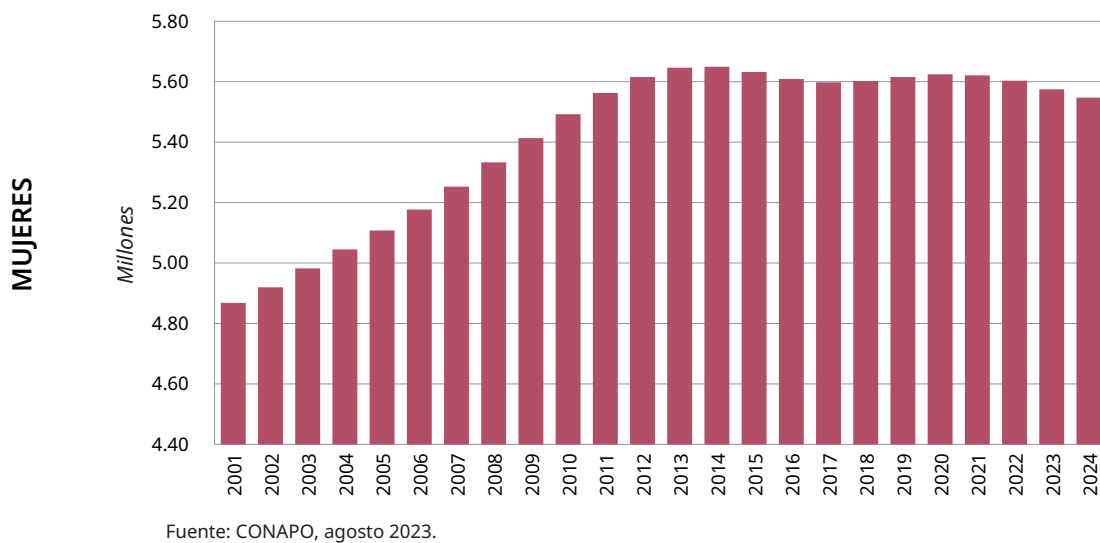
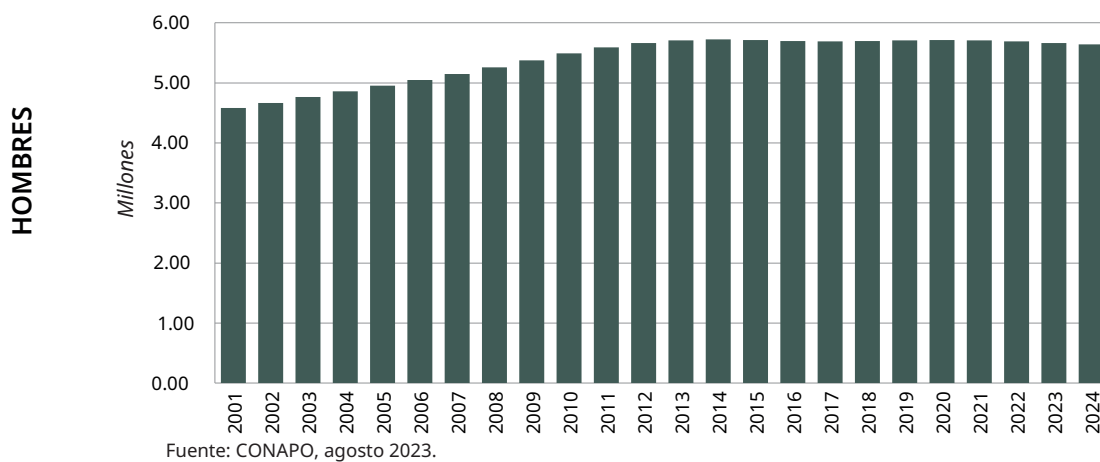
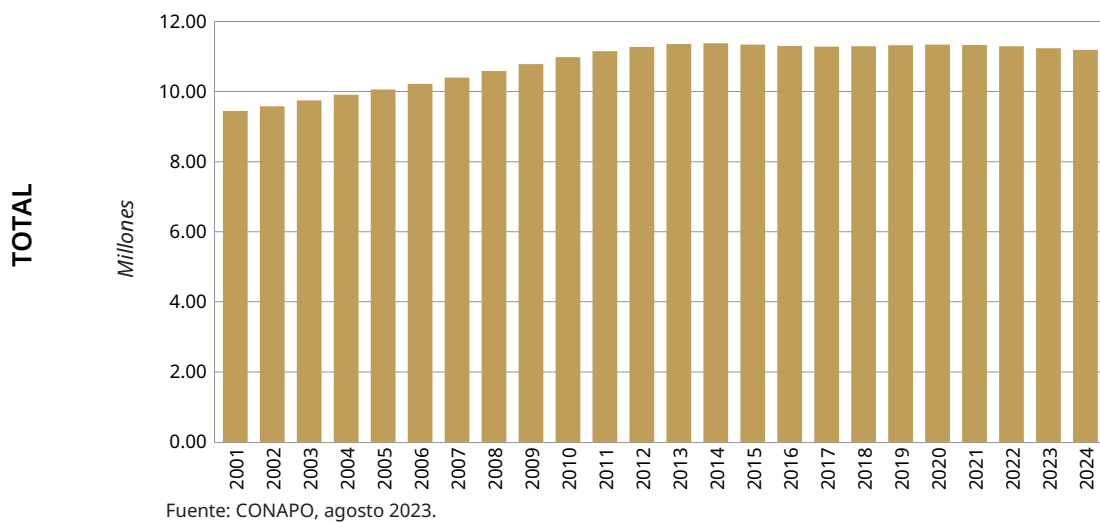
Fuente: CONAPO, agosto 2023.

MUJERES



Fuente: CONAPO, agosto 2023.

POBLACIÓN DE 18 A 22 AÑOS DE EDAD



# **GLOSARIO**



## GLOSARIO

**ABANDONO ESCOLAR (INDICADOR EDUCATIVO).** Número de alumnos que dejan la escuela en el ciclo escolar, por cada 100 alumnos que se matricularon al inicio de cursos de ese mismo nivel educativo.

**ABSORCIÓN (INDICADOR EDUCATIVO).** Número de alumnos de nuevo ingreso a primer grado de un nivel educativo, por cada cien alumnos egresados del nivel y ciclo inmediatos anteriores.

**AGENTE EDUCATIVO COMUNITARIO (CONAFE).** Miembro de la comunidad que atiende al grupo de preescolar en la Modalidad de Centro Infantil Comunitario.

**ALUMNO,NA / ESTUDIANTE / EDUCANDO.** Persona matriculada en alguno de los tipos, niveles, servicios y modalidades del Sistema Educativo Nacional que recibe conocimientos y orientación de un docente.

**ALUMNO DE NUEVO INGRESO.** Educando que se inscribe por vez primera a un plantel sin importar el grado escolar en alguno de los lugares ofertados.

**ALUMNO DE NUEVO INGRESO A PRIMER GRADO.** Educando que se matricula o inscribe por primera vez al primer grado.

**ALUMNO CON DISCAPACIDAD.** Educandos con deficiencias físicas, mentales, intelectuales o sensoriales a largo plazo que, al interactuar con diversas barreras, puedan impedir su participación plena y efectiva en la sociedad, en igualdad de condiciones con las demás.

**ANALFABETISMO (INDICADOR EDUCATIVO).** Número de personas de 15 años y más que no saben leer ni escribir un recado, por cada cien personas de la población total del mismo grupo de edad.

**APTITUDES SOBRESALIENTES.** Es aquella característica de una persona que destaca significativamente del grupo educativo y social al que pertenece en uno o más de los siguientes campos del quehacer humano: científico-tecnológico, humanístico-social, artístico y/o de acción motriz.

**ATENCIÓN POR EDAD EN PREESCOLAR.** Número de alumnos de una edad específica inscritos en educación preescolar, por cada 100 personas de la población de la misma edad. Se calcula para tres, cuatro y cinco años (tasa neta de escolarización).

**BACHILLERATO GENERAL.** Es la educación de tipo medio superior, que prepara al estudiante en todos los campos de formación; con la finalidad de que pueda cursar posteriormente estudios del tipo superior. Con duración de dos o tres años.

**BACHILLERATO GENERAL CON FORMACIÓN PARA EL TRABAJO.** Son aquellas sedes cuyo programa de estudio depende de módulos (en lugar de asignaturas), incorporado al enfoque de educación basada en normas de competencia laboral. Los estudiantes cursan un total de cuatro módulos, a partir de su tercer semestre; dichos módulos son autocontenidos y no necesariamente deben ser cursados en secuencia.

**BACHILLERATO TECNOLÓGICO.** Nivel educativo, cuyo modelo se centra en el aprendizaje sustentado en el constructivismo, con tres componentes básicos: Formación básica, formación propedéutica y formación profesional.

**BAJA VISIÓN.** Reducción significativa del sentido de la vista, que independientemente de que se realice una cirugía requiere de apoyos específicos como: lupas, bastón blanco, contrastes de color, binoculares, pantallas amplificadoras y textos en macrotipo. Se encuentra reducida la agudeza y el campo visual. La baja visión puede ser progresiva y convertirse en ceguera. De acuerdo con esta definición los educandos que usan lentes o anteojos comunes no entran en esta clasificación.

**BECA.** Apoyo o estímulo económico no reembolsable, en beneficio de los/as niños, niñas y jóvenes estudiantes que cubren los requisitos de elegibilidad.

**CAPACITACIÓN PARA EL TRABAJO.** Estudios que procuran la adquisición de conocimientos, habilidades o destrezas, que permiten desarrollar a quien la recibe una actividad productiva demandada en el mercado, mediante alguna ocupación u oficio calificados.

**CEGUERA.** Se refiere a la ausencia total de percepción visual o percibir luz sin lograr definir qué es o de dónde proviene. El término "ceguera" abarca desde 0.05 de agudeza visual (5%) la no percepción de la luz o una reducción del campo visual inferior a 10 grados. La persona ciega se refiere a quien tiene una agudeza visual menor a 20/200.

**CENTRO DE ATENCIÓN MÚLTIPLE (CAM).** Servicio que ofrece Educación Básica (Inicial, Preescolar, Primaria y en algunas entidades federativas educación secundaria) así como formación para la vida y el trabajo; a niñas, niños y jóvenes con discapacidad, discapacidad múltiple y trastornos graves del desarrollo; condiciones que dificultan su ingreso en escuelas regulares. Su atención requiere de la elaboración de programas y materiales de apoyo didáctico, así como de recursos adicionales necesarios para el logro de su autónoma convivencia social y productiva. Se considera "Múltiple" por la variedad de recursos especializados que ofrece para asegurar el proceso educativo de los alumnos; por la diversidad de

## GLOSARIO

necesidades educativas especiales que pueden manifestar los alumnos con discapacidades transitorias o definitivas, y por la posibilidad de que en un centro escolar existan dos o tres niveles educativos: inicial, preescolar o primaria; en escuelas de turno matutino, vespertino, continuo y por alternativas de atención que podría ser de tiempo completo. Opera en dos modalidades: básico y laboral.

**CENTRO DE DESARROLLO INFANTIL (CENDI).** Establecimiento donde se proporciona atención directa y alimentación a los infantes que tienen de 43 días de nacidos a cinco años once meses de edad. Comprende tres servicios de acuerdo con la edad del niño: de 43 días a un año once meses son lactantes; de dos años a tres años once meses, maternales, y de cuatro años a cinco años once meses corresponden a jardín de niños.

**COBERTURA (TASA BRUTA DE ESCOLARIZACIÓN).** Número total de alumnos en un nivel educativo al inicio del ciclo escolar, por cada cien personas del grupo de población con la edad reglamentaria para cursar ese nivel.

**COLEGIO NACIONAL DE EDUCACIÓN PROFESIONAL TÉCNICA (CONALEP).** Institución de tipo medio superior cuya finalidad es formar profesionales técnicos bachiller con el fin de que se incorporen al sector productivo o continuar con estudios superiores. Los estudios que se imparten son propedéuticos y terminales. Se cursan en tres años.

**CURSOS COMUNITARIOS (CC).** Modelo educativo que destaca la organización multinivel del trabajo en el aula, el cual hace posible y capitaliza la labor docente y el proceso de aprendizaje en un grupo heterogéneo de edades, conocimientos, ritmos de aprendizaje y nivel cognoscitivo.

**DISCAPACIDAD FÍSICA (MOTRIZ).** Es una alteración del aparato motor causada por un funcionamiento deficiente del sistema nervioso central, muscular u óseo o de una interrelación de los tres sistemas, que dificulta o imposibilita la movilidad, la coordinación y el control de movimientos de una o de diversas partes del cuerpo y puede afectar la postura, el desplazamiento, la comunicación y la interacción social. Las adecuaciones arquitectónicas y los apoyos personales como: silla de ruedas, muletas y andaderas, facilitan la autonomía y la interacción con el entorno.

**DISCAPACIDAD INTELECTUAL.** La discapacidad intelectual se caracteriza por limitaciones significativas tanto en funcionamiento intelectual, como en conducta adaptativa, tal y como se ha manifestado en habilidades adaptativas, conceptuales y prácticas. Estas limitaciones se manifiestan en la comunicación, el cuidado personal, la autorregulación, las habilidades para la vida en el hogar y la comunidad, las habilidades académicas funcionales, y en el ocio y el trabajo.

**DOCENTE.** Es la persona que estimula, potencia, conduce o facilita el proceso de construcción de saberes (conocimientos, habilidades, valores, actitudes, emociones) entre los alumnos a partir de un programa de estudio específico.

**DOCTORADO.** Es el más alto grado académico dentro del sistema educativo nacional, los programas de este nivel tienen como objetivo preparar al estudiante para proporcionarle una sólida formación disciplinaria, ya sea para el ejercicio académico o profesional del más alto nivel. Su antecedente es la maestría, aunque en algunos casos puede cursarse después de la licenciatura siempre y cuando la autoridad educativa correspondiente lo apruebe.

**EDUCACIÓN BÁSICA.** Tipo educativo en el Sistema Educativo Nacional. Es el primer tramo formativo obligatorio que comprende el mayor número de años de escolaridad; está compuesta por los niveles: inicial, preescolar (general, indígena, cursos comunitarios), primaria (general, indígena, cursos comunitarios) y secundaria (general, técnica y telesecundaria). Los rangos de edad típicos para cursar los niveles educativos son: inicial, de 0 a 2 años 11 meses; preescolar, de 3 a 5 años; primaria, de 6 a 11 años; y, secundaria, 12 a 14 años.

**EDUCACIÓN ESPECIAL.** Servicio educativo destinado a personas con discapacidad, transitoria o definitiva, así como a aquellas con aptitudes sobresalientes, que busca atender a los educandos de manera adecuada a sus propias condiciones, con equidad social incluyente y con perspectiva de género.

**EDUCACIÓN FÍSICA.** En la Educación Básica constituye una forma de intervención pedagógica que se extiende como práctica social y humanista; estimula las experiencias de los alumnos, sus acciones y conductas motrices expresadas mediante formas intencionadas de movimiento; es decir, favorece las experiencias motrices de los niños y adolescentes, sus gustos, motivaciones, aficiones, necesidades de movimiento e interacción con otros en los patios y áreas definidas en las escuelas del país, así como en las diferentes actividades de su vida cotidiana.

**EDUCACIÓN INDÍGENA.** Servicio brindado a niñas y niños hablantes de alguna lengua nacional indígena, independientemente de que sean bilingües con diversos niveles de dominio del español. Propicia la reflexión de idiomas y desarrolla los usos del lenguaje mediante la impartición de la asignatura de Lengua Indígena en lenguas nativas, para fortalecer el desempeño escolar de los niños y las niñas hablantes de lenguas indígenas.

**EDUCACIÓN INICIAL.** Servicio educativo que se brinda a infantes menores de 3 años de edad, con el propósito de potencializar su desarrollo integral y armónico en un ambiente rico en experiencias formativas, educativas y afectivas, lo que les permitirá adquirir habilidades, hábitos, valores, así como desarrollar su autonomía, creatividad y actitudes necesarias en su desempeño personal y social.

**EDUCACIÓN MEDIA SUPERIOR O DE TIPO MEDIO SUPERIOR.** Tipo educativo que comprende los niveles de bachillerato, de profesional técnico bachiller y los equivalentes a éste, así como la educación profesional que no requiere bachillerato o sus equivalentes. El grupo de edad típico para cursar este tipo educativo es de 15 a 17 años.

## GLOSARIO

**EDUCACIÓN NORMAL.** Corresponde al tipo superior, prepara a los educandos para que ejerzan la docencia en la educación básica del Sistema Educativo Nacional. Tiene como estudios antecedentes inmediatos el bachillerato.

**EDUCACIÓN PARA ADULTOS.** Está destinada a individuos de quince años y más que no hayan cursado o concluido la educación primaria y secundaria. Se presta a través de servicios de alfabetización, educación primaria y secundaria, así como la formación para el trabajo, con las particularidades adecuadas a dicha población.

**EDUCACIÓN PARA MIGRANTES.** Es un modelo educativo que aplica en los niveles de preescolar y primaria, específico para la población infantil que acompaña a sus padres a campamentos agrícolas temporales. Este modelo presenta contenidos esenciales para hacer posible el aprovechamiento de los niños durante su estancia en los campamentos.

**EDUCACIÓN PREESCOLAR.** Nivel educativo del tipo básico, en el cual se busca el desarrollo integral y equilibrado que facilita la relación de las niñas y los niños con sus pares y con adultos. Promueve la socialización y la afectividad, las capacidades de comunicación, el pensamiento matemático, el conocimiento de los entornos natural y social, el desarrollo y enriquecimiento físico y psicomotriz, así como la expresión artística. Es obligatoria y antecede la educación primaria. El grupo de edad típico para cursar este nivel educativo es de 3 a 5 años.

**EDUCACIÓN PRIMARIA.** Nivel educativo del tipo básico, en el cual se sientan las bases en áreas fundamentales para la adquisición de conocimientos posteriores, esto es, el dominio de la lectoescritura, el conocimiento matemático, aritmético y geométrico, el conocimiento básico de las ciencias naturales y sociales, el conocimiento del cuerpo, las posibilidades motrices y las emociones, las artes y las relaciones interpersonales. Es obligatoria y antecede la educación secundaria. El grupo de edad típico para cursar este nivel educativo es de 6 a 11 años.

**EDUCACIÓN PROFESIONAL TÉCNICA.** Nivel educativo de tipo medio superior en el que se prepara a técnicos en actividades industriales y de servicios. Tiene como antecedente la secundaria. Los estudios que se imparten son propedéuticos y de carácter terminal. El tiempo en que se cursa varía de dos a cuatro años y su propósito es formar al educando para que se incorpore al mercado de trabajo. Al mismo tiempo se pretende que el alumno adquiera los conocimientos necesarios que le permitan –si así lo desea– optar por una educación de tipo superior.

**EDUCACIÓN SECUNDARIA.** Nivel educativo del tipo básico, en el cual se proporcionan los conocimientos necesarios para que quien egrese pueda realizar estudios del tipo medio superior o se incorpore al sector productivo. Su antecedente obligatorio es la educación primaria y se cursa en tres años en los siguientes servicios: general, técnica, secundaria para trabajadores, telesecundaria, comunitaria o las modalidades regionales autorizadas por la Secretaría de Educación Pública.

**EDUCACIÓN SUPERIOR O DE TIPO SUPERIOR.** Es el tipo educativo que se imparte después de la educación media superior; está compuesto por los niveles: técnico superior universitario o profesional asociado, licenciatura, especialidad, maestría y doctorado, así como la educación normal en todas sus especialidades. El grupo de edad típico para cursar este tipo educativo es de 18 a 23 años.

**EDUCACIÓN TECNOLÓGICA.** Estudios de carácter técnico que, de acuerdo con el nivel educativo en que se cursen, pueden abarcar desde la capacitación para el trabajo hasta la formación y preparación para el ejercicio profesional en las áreas agropecuaria, industrial, forestal, del mar y de servicios.

**EFICIENCIA TERMINAL (INDICADOR EDUCATIVO).** Número de alumnos que egresan de un determinado nivel educativo en un ciclo escolar, por cada cien alumnos inscritos en la cohorte escolar inicial del mismo nivel.

**ESCUELA.** Centro de aprendizaje comunitario en el que se construyen y convergen saberes, se intercambian valores, normas, culturas y formas de convivencia en la comunidad y en la Nación.

**ESPECIALIDAD.** Tiene como antecedente académico el título de licenciatura, o cubrir el total de créditos de la licenciatura cuando se curse como opción de titulación de ésta; dirigida a la formación de individuos capacitados para el estudio y tratamiento de problemas específicos de un área particular en una profesión, pudiendo referirse a conocimientos y habilidades de una disciplina básica o actividades específicas de una profesión determinada.

**FINANCIAMIENTO.** Recursos económicos, producto de los esfuerzos presupuestarios del sector público, del particular y de los fondos provenientes de fuentes externas, destinadas a financiar las actividades del Sistema Educativo Nacional.

**FORMACIÓN PARA EL TRABAJO.** Son aquellas sedes que procuran la adquisición de conocimientos, habilidades o destrezas, que permiten a quien la recibe desarrollar una actividad productiva demandada en el mercado, mediante alguna ocupación u oficio calificados.

**GRADO ESCOLAR.** Etapa de un nivel educativo al que le corresponde un conjunto de conocimientos específicos.

**GRADO PROMEDIO DE ESCOLARIDAD (INDICADOR EDUCATIVO).** Promedio de grados escolares aprobados por la población de 15 años y más (unidad de medida: grados).

## GLOSARIO

**GRUPO.** Conjunto de alumnos que cursan, en un mismo espacio educativo y con igual horario, las asignaturas o cursos establecidos en un plan o programa de estudios correspondiente a un grado escolar. \*En el caso de preescolar, el programa de estudios no contempla una estructura por asignaturas sino por campos formativos y competencias relacionadas con los mismos.

**HIPOACUSIA.** Es una pérdida auditiva de superficial a moderada, que requiere el uso de auxiliares auditivos y el apoyo pedagógico y terapéutico para la adquisición del lenguaje oral a través de la retroalimentación de información que reciben por la vía auditiva.

**INDICADOR DE INFRAESTRUCTURA ESCOLAR.** Número de escuelas que cuentan con algún servicio de infraestructura (agua potable, sanitarios, lavabo de manos, instalaciones adaptadas para personas con discapacidad, computadoras e internet), por cada 100 escuelas del mismo nivel educativo. Información obtenida del Formato 911.

**INSTITUCIÓN DE EDUCACIÓN SUPERIOR (IES).** Centro de educación superior que comprende las escuelas que imparten estudios de licenciatura, especialidad, maestría y doctorado, avalados por el Estado. Una institución incluye recursos humanos, materiales y financieros.

**LICENCIATURA.** Nivel de educación superior, que capacita al estudiante para el ejercicio de una profesión. Tiene como antecedente inmediato el bachillerato y su duración puede ser de cuatro a seis años. Se divide en los servicios de licenciatura en educación normal, licenciatura universitaria y tecnológica.

**LICENCIATURA EN EDUCACIÓN NORMAL.** Es el servicio educativo que prepara al personal docente para la enseñanza en educación inicial, preescolar, primaria, secundaria, especial, física, artística, tecnológica y primaria intercultural bilingüe; tiene una duración de cuatro años.

**LÍDER PARA LA EDUCACIÓN COMUNITARIA.** Joven de 16 a 29 años de edad, preferentemente originario a la región a la que se asigna para que preste su servicio social en localidades atendidas por el CONAFE y que ha pasado por un proceso de capacitación y formación inicial relacionada al desarrollo de habilidades para la enseñanza. Impartiendo clases en una comunidad rural (mestiza o indígena), o en un campamento de jornaleros agrícolas migrantes, campamento agrícola migrante, circo o albergue indígena.

**MAESTRÍA.** Un programa educativo de este nivel está dirigido a la formación de individuos capacitados para el estudio y tratamiento de problemas específicos de un área particular de una profesión, pudiendo referirse a conocimientos y habilidades de una disciplina básica o a actividades específicas de una profesión determinada, generalmente. Como antecedente exige el título de licenciatura o haber cubierto el total de créditos de la licenciatura, cuando se curse como opción de titulación de ésta.

**MAESTRO.** (Véase docente).

**MATRÍCULA.** Conjunto de alumnas y alumnos inscritos durante un ciclo escolar en una escuela.

**MODALIDAD EDUCATIVA.** Es la primera gran división del Sistema Educativo Nacional que indica de qué manera se imparte la educación; para ello, ésta se divide en tres: modalidad escolarizada y no escolarizada, y hay una tercera en que se conjuntan las dos anteriores, a la cual se denomina modalidad mixta.

**MODALIDAD ESCOLARIZADA.** Es el conjunto de servicios educativos que se imparten en las instituciones educativas, lo cual implica proporcionar un espacio físico para recibir formación académica de manera sistemática y requiere de instalaciones que cubran las características que la autoridad educativa señala en el acuerdo específico de que se trate. Tiene las opciones presencial e intensiva.

**MODALIDAD MIXTA.** La combinación de las modalidades escolarizada y no escolarizada, se caracteriza por su flexibilidad para cursar las asignaturas o módulos que integran el plan de estudios, ya sea de manera presencial o no presencial.

**MODALIDAD NO ESCOLARIZADA (Sistema abierto).** La destinada a estudiantes que no asisten a la formación en el campo institucional. Esta falta de presencia es sustituida por la institución mediante elementos que permiten lograr su formación a distancia, por lo que el grado de apertura y flexibilidad del modelo depende de los recursos didácticos de autoacceso, del equipo de informática y telecomunicaciones y del personal docente.

**MULTIGRADO (Tipo de organización).** Escuelas en donde un docente imparte más de un grado, y aquéllas donde el número de grupos es mayor al número de docentes. El tipo de organización de docentes solo aplica para el nivel de primaria.

**NIVEL EDUCATIVO.** Cada una de las etapas o fases que conforman un tipo educativo. En educación media superior y superior, se refiere a fases de desarrollo educativo independientes, las cuales pueden ser propedéuticas o terminales. **NORMAL DE EDUCACIÓN PREESCOLAR.** Forma educadoras y educadores para la docencia en preescolar general. Se cursa en cuatro años y su antecedente es el bachillerato.

## GLOSARIO

**NORMAL DE EDUCACIÓN PRIMARIA.** Prepara personal docente para las escuelas primarias. Se cursa en cuatro años y su antecedente es el bachillerato.

**NORMAL DE EDUCACIÓN SECUNDARIA.** Forma docentes para el nivel de educación secundaria. Dura entre cuatro y seis años. Su antecedente es el bachillerato.

**NORMAL DE EDUCACIÓN ESPECIAL.** Prepara docentes para que impartan enseñanza a niños y jóvenes que, por sus características físicas o psíquicas, presentan dificultades para progresar en la escuela regular e integrarse a la sociedad. Se cursa en cuatro años y su antecedente es el bachillerato.

**NORMAL DE EDUCACIÓN FÍSICA.** Instruye a los docentes para que impartan enseñanza u orientación en la rama de educación física de cualquier nivel educativo. Se cursa en cuatro años y su antecedente es el bachillerato.

**OBJETIVOS DE DESARROLLO SOSTENIBLE.** Son los compromisos adoptados por la Asamblea General de la Organización de las Naciones Unidas para guiar las acciones de la comunidad internacional hasta el 2030. Están formulados para erradicar la pobreza, promover la prosperidad y el bienestar para todos, proteger el medio ambiente y hacer frente al cambio climático global. En su conjunto, los 17 Objetivos de Desarrollo Sostenible y sus 169 metas conforman la Agenda 2030 para el Desarrollo Sostenible, son de carácter integrado e indivisible, de alcance mundial y de aplicación universal, tienen en cuenta las diferentes realidades, capacidades y niveles de desarrollo de cada país y respetan sus políticas y prioridades nacionales

**PERSONAL DOCENTE.** (Véase Docente).

**PORCENTAJE DE INGRESO A EDUCACIÓN PRIMARIA CON AL MENOS UN GRADO DE PREESCOLAR (INDICADOR EDUCATIVO).** Número de alumnos que ingresan al primer grado de educación primaria que cursaron al menos un grado de educación preescolar, por cada cien alumnos matriculados al primer grado de educación primaria.

**POSGRADO.** Es la última fase de la educación formal; tiene como antecedente la licenciatura. Comprende los niveles de especialidad, maestría y doctorado.

**PREESCOLAR COMUNITARIO (CONAFE).** Se lleva a cabo en localidades mestizas estables con una población infantil de menos de 29 niños. Las actividades de este programa parten de experiencias de la vida cotidiana y requieren la participación activa del niño; en ellas se intenta poner en juego sus sentimientos, conocimientos y capacidades de manera integral. El instructor preescolar fomenta que los niños expresen sus opiniones, deseos y experiencias, al tiempo que propicia pláticas colectivas y observa las motivaciones de sus alumnos; todo ello lo ayuda a proponer cotidianamente a sus alumnos un tema, el cual se convierte en el punto de partida para las secuencias didácticas en el programa.

**PREESCOLAR GENERAL.** Es el servicio que se imparte en escuelas de educación preescolar y que atiende a niños de tres a cinco años de edad. Es el servicio de educación preescolar más generalizado y se diferencia de los otros (indígena y cursos comunitarios) en que sus escuelas son atendidas por educadoras.

**PREESCOLAR INDÍGENA.** Servicio educativo que se proporciona a niños indígenas de cuatro a seis años de edad para enseñarles el idioma español antes de su ingreso a la educación primaria. Hace las veces de la educación preescolar que se imparte en los jardines de niños.

**PRIMARIA COMUNITARIA (CONAFE).** Se integra por las modalidades educativas del nivel primarias que opera el Consejo Nacional de Fomento Educativo: Programa Cursos Comunitarios, Atención Educativa para Población Indígena e Intercultural para Población Infantil Migrante.

**PRIMARIA GENERAL.** Servicio educativo en que se imparte educación primaria a niños en edad escolar de seis a 14 años de edad. Se proporciona en los medios urbano y rural.

**PRIMARIA INDÍGENA.** Servicio de las escuelas primarias ubicadas en comunidades indígenas y que normativamente dependen de la Dirección General de Educación Indígena de la Secretaría de Educación Pública. Es impartida por maestros y promotores bilingües en la lengua materna de las comunidades, y en español a la población de seis a 14 años de edad.

**PROFESIONAL ASOCIADO.** Opción educativa posterior al bachillerato y previa a la licenciatura, orientada fundamentalmente a personas que poseen los conocimientos especiales de una ciencia o arte acreditados por un título técnico de nivel superior.

**PROFESIONAL TÉCNICO BACHILLER.** Nivel educativo de tipo medio superior que ofrece a los alumnos conocimientos, habilidades, actitudes y destrezas necesarias para realizar un trabajo especializado a nivel técnico o bien, continuar estudios en instituciones de educación superior.

**RELACIÓN ALUMNO/ESCUELA (INDICADOR EDUCATIVO).** Es el promedio de alumnos inscritos por escuela. Se obtiene dividiendo la inscripción total de inicio de cursos entre el número total de escuelas existentes en un nivel o servicio educativo.

## GLOSARIO

**RELACIÓN ALUMNO/GRUPO (INDICADOR EDUCATIVO).** Es el promedio de alumnos atendidos por grupo. Se obtiene dividiendo la inscripción total de inicio de cursos entre el número de grupos existentes en un nivel o servicio educativo.

**RELACIÓN ALUMNO/MAESTRO (INDICADOR EDUCATIVO).** Es el promedio de alumnos atendidos por un maestro. Se obtiene dividiendo la matrícula total de inicio de cursos entre el número de maestros existentes en un nivel o servicio educativo.

**REPROBACIÓN (INDICADOR EDUCATIVO).** Número de alumnos que no lograron adquirir los conocimientos o requisitos establecidos para aprobar un grado escolar, por cada cien alumnos matriculados al final del ciclo escolar. No se considera a los alumnos que se regularizaron en todas las materias antes de iniciar el siguiente nivel educativo.

**SECUNDARIA GENERAL.** Educación inmediatamente posterior a la educación primaria, cuyo fin es preparar al alumno de 12 a 14 años de edad para que ingrese al nivel medio superior. Se cursa en tres años.

**SECUNDARIA PARA TRABAJADORES.** Educación que se imparte en tres grados a trabajadores de 15 o más años de edad que concluyeron la educación primaria. Generalmente se proporciona en el turno nocturno de las escuelas secundarias generales. Su característica es que sus planes de estudio no contienen actividades tecnológicas ni de taller.

**SECUNDARIA TÉCNICA.** Educación para la cual debe haberse concluido la primaria. Su fin es preparar al alumno para que ingrese al nivel medio superior y, además, darle la oportunidad de incorporarse al mercado de trabajo con una educación tecnológica de carácter propedéutico. La enseñanza que se imparte incluye las materias académicas de educación secundaria general, además de asignaturas para capacitar a los educandos en actividades tecnológicas industriales, comerciales, agropecuarias, pesqueras y forestales.

**SERVICIO EDUCATIVO.** Modelo pedagógico con características específicas mediante el cual se imparte un nivel educativo.

**SISTEMA EDUCATIVO NACIONAL.** Los artículos 31, 34 y 35 de la Ley General de Educación, establecen que el Sistema Educativo Nacional es el conjunto de actores, instituciones y procesos para la prestación del servicio público de la educación que imparta el Estado, sus organismos descentralizados y los particulares con autorización o reconocimiento de validez oficial de estudios, desde la educación básica hasta la superior, así como por las relaciones institucionales de dichas estructuras y su vinculación con la sociedad mexicana, sus organizaciones, comunidades, pueblos, sectores y familias. Además de lo anterior, se consideran parte del Sistema Educativo Nacional la formación para el trabajo, la educación para personas adultas, la educación física y la educación tecnológica. En el Sistema Educativo Nacional participarán, con sentido de responsabilidad social, los actores, instituciones y procesos que lo componen y será constituido por: I. Los educandos; II. Las maestras y los maestros; III. Las madres y padres de familia o tutores, así como a sus asociaciones; IV. Las autoridades educativas; V. Las autoridades escolares; VI. Las personas que tengan relación laboral con las autoridades educativas en la prestación del servicio público de educación; VII. Las instituciones educativas del Estado y sus organismos descentralizados, los Sistemas y subsistemas establecidos en la Constitución Política de los Estados Unidos Mexicanos, la presente Ley y demás disposiciones aplicables en materia educativa; VIII. Las instituciones de los particulares con autorización o con reconocimiento de validez oficial de estudios; IX. Las instituciones de educación superior a las que la ley otorga autonomía; X. Los planes y programas de estudio; XI. Los muebles e inmuebles, servicios o instalaciones destinados a la prestación del servicio público de educación; XII. Los Consejos de Participación Escolar o sus equivalentes creados conforme a esta Ley; XIII. Los Comités Escolares de Administración Participativa, y XIV. Todos los actores que participen en la prestación del servicio público de educación.

**SORDERA.** Pérdida auditiva profunda cuya audición limita la adquisición de lenguaje oral de manera natural. Los alumnos sordos utilizan el canal visual como vía de entrada de la información, para aprender y comunicarse a través de la Lengua de Señas Mexicana (LSM), o la lengua de señas propia de alguna comunidad o región, las cuales son lenguas con características viso gestuales.

**SOSTENIMIENTO.** Fuente de financiamiento de donde provienen los recursos para el funcionamiento de la escuela. El público incluye las fuentes federal, estatal y autónomo; el privado incluye las fuentes particular y subsidio.

**SOSTENIMIENTO AUTÓNOMO.** Condición jurídica que el Estado otorga a través del Poder Legislativo a instituciones educativas públicas, para que éstas elijan sus autoridades, administren su patrimonio, establezcan planes y programas de estudio, expidan títulos y grados, determinen sus propios ordenamientos y fijen los términos de ingreso, promoción y permanencia de su personal académico. En lo laboral, se norman por lo establecido en el Apartado A del Artículo 123 de la constitución.

**SOSTENIMIENTO ESTATAL.** Control o sostenimiento administrativo de las escuelas a las cuales financia, administra y supervisa técnicamente el organismo de educación pública de cada estado.

**SOSTENIMIENTO FEDERAL.** Control o sostenimiento administrativo que engloba a las escuelas que son financiadas por el gobierno federal y son controladas técnica y administrativamente por la Secretaría de Educación Pública y otras secretarías de estado u organismos federales.

## GLOSARIO

**SOSTENIMIENTO PARTICULAR.** Control o sostenimiento administrativo de las escuelas que se financian y administran por sí mismas. Las incorporadas a la SEP, a un estado o a las instituciones autónomas son supervisadas técnicamente por las autoridades correspondientes.

**SUBSISTEMA.** Es el conjunto de instituciones y centros educativos de educación media superior y superior que se encuentran estructuradas de acuerdo con el sostenimiento y tipo de institución que lo administra, y que cuentan con sus propios planes de estudio, criterios de ingreso, perfil de egreso, objetivos y metas.

**TASA BRUTA DE ESCOLARIZACIÓN.** (Ver Cobertura).

**TASA DE TERMINACIÓN (INDICADOR EDUCATIVO).** Número de alumnos egresados de un nivel educativo, por cada cien personas de la población en la edad teórica de terminación del nivel.

**TASA NETA DE ESCOLARIZACIÓN (INDICADOR EDUCATIVO).** Número de alumnos en un nivel educativo al inicio del ciclo escolar del rango de edad típico correspondiente al nivel educativo, por cada cien en el mismo grupo de edad de la población (3 a 5, 6 a 11, 12 a 14 y 15 a 17 años para preescolar, primaria, secundaria y media superior, respectivamente).

**TÉCNICO SUPERIOR UNIVERSITARIO.** Es una opción educativa de nivel superior cuyo antecedente obligatorio es el bachillerato o equivalente, con una duración de dos a tres años con un enfoque práctico y específico a una o varias ocupaciones.

**TELEBACHILLERATO.** Es el sistema de difusión de la educación media superior a través de medios televisivos, en circuito cerrado o abierto, cuyo objetivo es extender el proceso de enseñanza-aprendizaje con el fin de brindar a un mayor número de personas las posibilidades de adquirir información y conocimientos. En los casos en que los estudios seguidos bajo este sistema tengan validez oficial, los alumnos deberán inscribirse y presentar exámenes para obtener los documentos que lo acrediten.

**TELESECUNDARIA.** Imparte la educación secundaria por medio de la televisión. Funciona con los mismos programas de estudio de la secundaria general y atiende fundamentalmente a la población adolescente que vive en comunidades dispersas, las cuales carecen de escuela secundaria general o técnica.

**TIPO BÁSICO.** (Véase Educación básica).

**TIPO EDUCATIVO.** División mínima del Sistema Educativo Nacional establecido en la Ley General de Educación. Existen tres tipos educativos: básico, medio superior y superior.

**TITULADO.** Persona que cuenta con un documento cuya finalidad es certificarlo por haber cumplido con los requisitos de egreso de una institución y con ello, facultarlo para ejercer una profesión u oficio.

**UNIDAD DE SERVICIOS DE APOYO A LA EDUCACIÓN REGULAR (USAER).** Equipo interdisciplinario de educación especial que, en conjunto con los directivos y docentes de educación inicial y básica, son responsables de apoyar la transformación de las condiciones de la escuela y la comunidad educativa, con la finalidad de eliminar las barreras para el aprendizaje y la participación de los alumnos con discapacidad y/o aptitudes sobresalientes y trastornos.

**UNITARIAS (Tipo de organización).** Escuelas que cuentan con un docente, independientemente del número de grados o grupos que atienda. El tipo de organización de docentes solo aplica para el nivel de primaria.



# Educación

Secretaría de Educación Pública